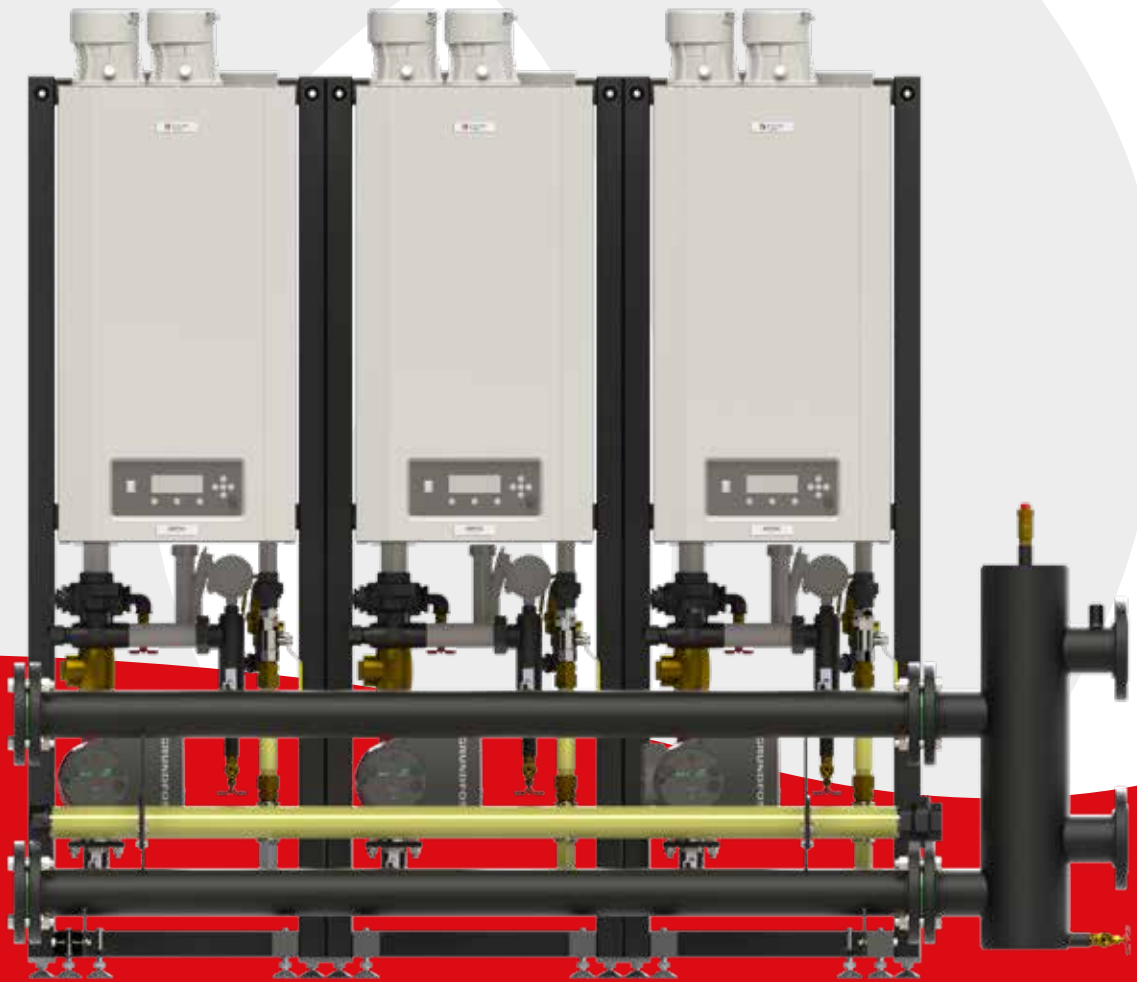


# IONIC

## CASCADE



# From easy install to long-lasting reliability, it's the trusted commercial boiler.




Robust stainless steel heat exchanger



Compact wall-mounted boilers



Low NOx Certified



Bright display with graphic design



Easy installation and maintenance



Optional Matched Low Loss Header

## EXPERT ACADEMY

**Training seminars** are offered throughout the year at our state-of-the-art training headquarters in West Deptford, New Jersey and at several locations throughout the United States and Canada. Our facility provides classroom and hands-on training in our live fire training room led by our experienced and knowledgeable instructors.



Models range from 299 to 500 MBH



Cascade up to 6 boilers on racking



Modulation up to 39:1



Racking designed for small footprints




Configured racking for quick install



Required pump kit options available

**FREE**

Factory start up and commissioning included above 1,000,000 BTU



As **industry leaders** in the manufacture and supply of quality stainless steel hot water heating equipment, we provide highly dependable and reliable products. We are also committed to providing expert training for contractors and installers to ensure our products deliver long-lasting performance.

# Specifications.

IONIC WCB CASCADE										
Models *		# of Boilers	Total Input MBH**	Total Output MBH	Rack System Only			Rack +LLH		Models LLH***
					Depth	Width	Weight (lbs)	Width	Weight (lbs)	
3" Header	RS0600BL2D3	(2) 299	598	578	27"	43"	325	58"	410	INEXC LLH 3"
	RS0800BL2D3	(2) 399	798	762	27"	43"	325	58"	410	
	RS0900BL3D3	(3) 299	897	867	27"	65"	475	80"	560	
	RS0940BL2D3	(2) 470	940	890	27"	43"	325	58"	410	
	RS1000BL2D3	(2) 500	1,000	936	27"	43"	325	58"	410	
	RS1200BL4D3	(4) 299	1,196	1,156	27"	86"	650	101"	735	
	RS1200BL3D3	(3) 399	1,197	1,143	27"	65"	475	80"	560	
	RS1410BL3D3	(3) 470	1,410	1,335	27"	65"	475	80"	560	
	RS1500BL5D3	(5) 299	1,495	1,445	27"	108"	800	123"	885	
	RS1500BL3D3	(3) 500	1,500	1,404	27"	65"	475	80"	560	
	RS1600BL4D3	(4) 399	1,596	1,524	27"	86"	650	101"	735	
	RS1800BL6D3	(6) 299	1,794	1,734	27"	130"	950	145"	1,035	
4" Header	RS1880BL4D4	(4) 470	1,880	1,780	28"	86"	770	101"	885	INEXC LLH 4"
	RS2000BL4D4	(4) 500	2,000	1,872	28"	86"	770	101"	885	
	RS2000BL5D4	(5) 399	1,995	1,905	28"	108"	950	123"	1,065	
	RS2350BL5D4	(5) 470	2,350	2,225	28"	108"	950	123"	1,065	
	RS2400BL6D4	(6) 399	2,394	2,286	28"	130"	1,130	145"	1,245	
	RS2500BL5D4	(5) 500	2,500	2,340	28"	108"	950	123"	1,065	
	RS2820BL6D4	(6) 470	2,820	2,670	28"	130"	1,130	145"	1,245	
	RS3000BL6D4	(6) 500	3,000	2,808	28"	130"	1,130	145"	1,245	

\* Height of Rack is 66" and increases to 75" w/ installed optional LWCO Standpipe accessory

Rack system is based on 30ΔT with a maximum velocity of 5.21 ft/s

\*\* Boiler Model / Input Minimum MBH - CB299:46 / CB399:72 / CB470:83 / CB500:83

\*\*\* Optional Matched Low Loss Header