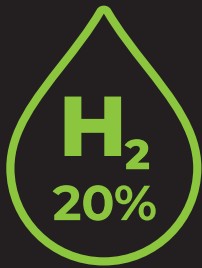


I-MINI²

24 30 35kW



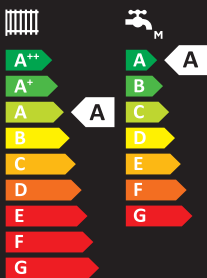
Made in the UK



Compact cupboard fit



Enhance boiler performance with Halo



Ideal for Landlords



NOx class 6



Frost protection



Sharp, high resolution screen with clear icons and text descriptions



Features & specification

END USER BENEFITS

- Award winning range
- Sharp, high-resolution screen with clear icons and text descriptions
- Compatible with a wide range of additional controls including our Halo range, weather compensation and other OpenTherm controls
- Compatible with green heating technologies including solar thermal and hybrid systems
- Enhance boiler performance with Halo to save energy

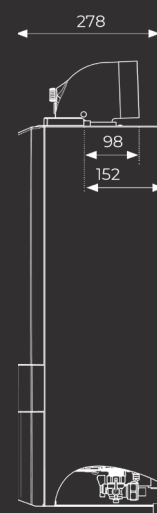
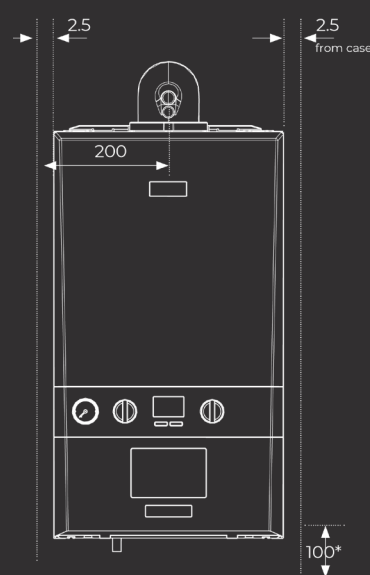
QUALITY AND RELIABILITY AS STANDARD

- Low component count maximising reliability
- Honeywell gas valve
- Built in frost protection
- Ideal System Filter compatible
- Designed, developed and made in the UK

EASY TO INSTALL AND SERVICE

- Fixed flue turret seal
- Easy to see pressure gauge
- Wiring centre can accommodate a variety of cable thicknesses including 5-core cable with simple screw bridge clamps for fixation
- Single dual-purpose spark and detection electrode
- QR codes linked to 'how to' videos in the instruction manual

Clearances & dimensions



Dimensions in mm.

I-MINI²

Technical specification

| I-MINI ² MODELS | 24 | 30 | 35 |
|--|----------|----------|----------|
| Weight(Packaged) kg | 32.8 | 33 | 33 |
| Max Installation weight kg | 28.5 | 28.6 | 28.6 |
| CH Output(kW) min /max mean 70°C | 4.8-24.2 | 6.1-24.2 | 7.1-24.2 |
| CH Output(kW) min /max mean 40°C | 5.1-25.6 | 6.4-25.6 | 7.5-25.6 |
| DHW output (kW) max | 24.2 | 30.3 | 35.3 |
| DHW flow rate l/min 35°C | 9.9 | 12.4 | 14.5 |
| NOx Classification | Class 6 | Class 6 | Class 6 |
| Seasonal space heating efficiency class | A | A | A |
| Seasonal space heating energy efficiency μ s % | 94 | 94 | 94 |
| Sound power level indoors LWA dB(A) | 50 | 46 | 46 |
| Water heating energy efficiency class | A | A | A |
| LPG conversion | No | No | No |
| Max Horizontal flue | 9m | 8m | 6m |
| Max Vertical Flue | 7.5m | 7.5m | 7.5m |

T: 01482 492251 E: ideal@idealheating.com
 Ideal Heating, PO Box 103, National Avenue, Kingston upon Hull, East Yorkshire, HU5 4JN.

Clearances & dimensions notes: **The minimum front clearance when built into a cupboard is 5mm from the cupboard door but 450mm overall clearance with the cupboard door open is required for servicing. *Bottom clearance after installation can be reduced to 5mm. However, 100mm is required for servicing.

