

Occupation Analysis - Salesforce Administrator

Administers Salesforce data structures and systems. Helps store and organize customer data. Ensures that users can easily access the information they need and that data are protected from unauthorized access.

Common job titles: Salesforce Administrator, Senior Salesforce Administrator, Junior Salesforce Administrator, Salesforce Administrator/Developer, Salesforce Developer/Administrator

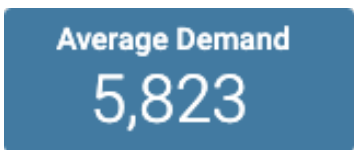
Active Selections: Nationwide, Salesforce Administrator

Overview

Job Metrics

Job Postings

Last 12 Months



Projected Growth

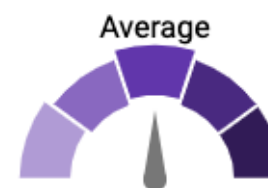
10 Years



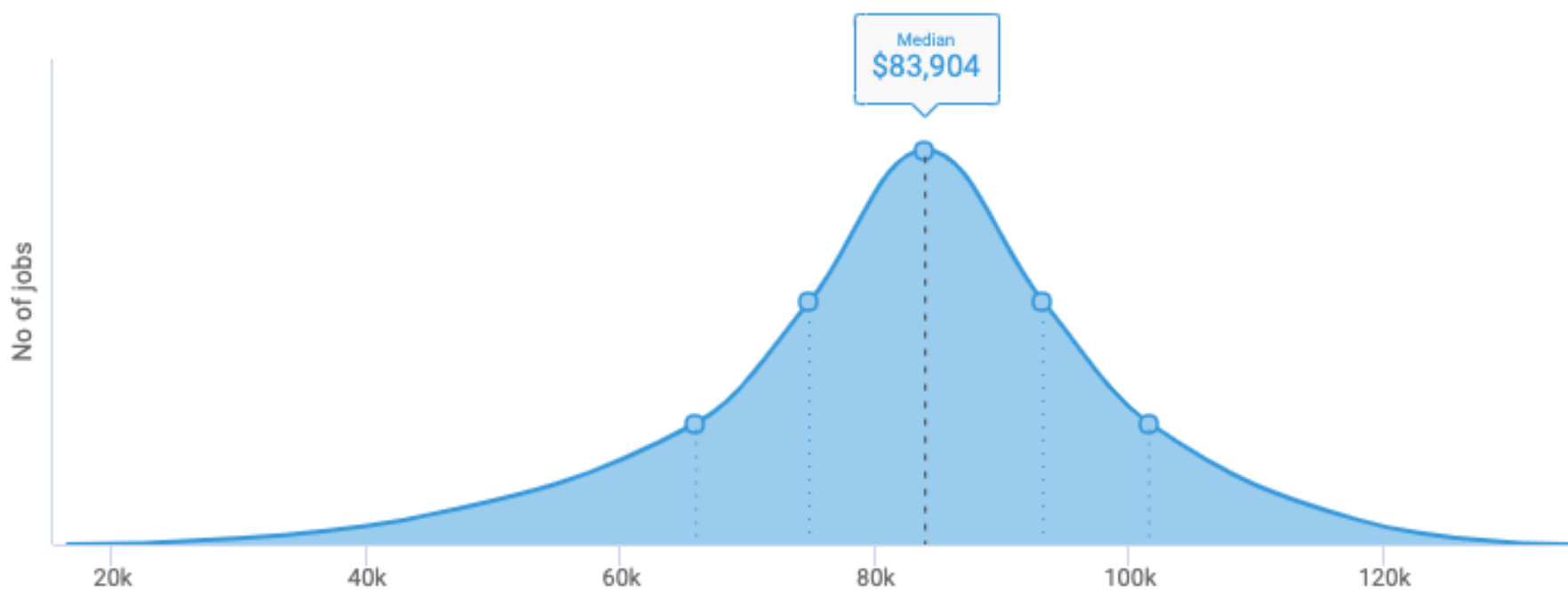
Time To Fill



Location Quotient



Salary Overall

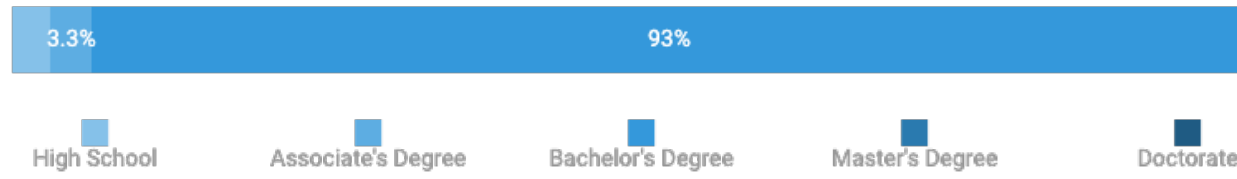


Job Qualifications

Years of Experience



Education Level



Certification

Frequency Requested

	Occasionally	Sometimes	Often
Certified Salesforce Administrator	<input type="radio"/>	<input checked="" type="radio"/>	<input type="radio"/>
Certified Salesforce Advanced Administrator	<input checked="" type="radio"/>	<input type="radio"/>	<input type="radio"/>
Salesforce Platform App Builder	<input checked="" type="radio"/>	<input type="radio"/>	<input type="radio"/>

Top Skills

Specialized Skills

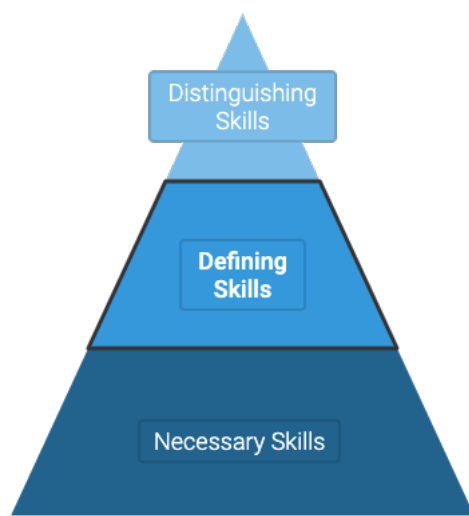
Salesforce
Salesforce Administration
Salesforce Development
Business Process
Project Management
Salesforce Platform Skills
System Administration

Baseline Skills

Communication Skills
Problem Solving
Teamwork / Collaboration
Troubleshooting
Detail-Oriented
Creativity
Written Communication

Skills Explorer

Occupational Skills for Salesforce Administrator




An occupation's Defining skills represent the day-to-day tasks and responsibilities of the job. An employee needs these skills to qualify for and perform successfully in this occupation.

Skill	Skill Type	Occupational Skills Category	Salary Premium	Job Postings Requesting Last 12 months	Projected Growth 2 Years
Salesforce	Software and Programming	Defining		5,823	+22.1%
Salesforce Administration	Specialized	Defining		5,587	+28.5%
Salesforce Development	Specialized	Defining		2,342	+26.0%
Business Process	Specialized	Defining		2,004	-10.4%
Project Management	Specialized	Defining		1,542	-12.0%
Salesforce Platform Skills	Specialized	Defining		1,530	
System Administration	Specialized	Defining		1,297	-7.5%
Salesforce Lightning	Software and Programming	Defining		1,078	
Salesforce Visualforce	Software and Programming	Defining		921	
Salesforce Sales Cloud	Specialized	Defining		806	
Salesforce Service Cloud	Specialized	Defining		770	
Pardot	Specialized	Defining		535	
AppExchange	Software and Programming	Defining		488	
Salesforce Security	Software and Programming	Defining		465	
Apex Code	Software and Programming	Defining		444	
Data Migration	Specialized	Defining		401	+3.9%
Salesforce Object Query Language (SOQL)	Specialized	Defining		379	

[Learn more](#) about Occupational Skill Categories

Top Requested Skills for Salesforce Administrator

Skill	Skill Type	Occupational Skills Category	Salary Premium	Job Postings Requesting	Projected Growth 2 Years
Salesforce	Software and Specialized	Defining		5,823	+22.1%
Salesforce Administration	Specialized	Defining		5,587	+28.5%
Communication Skills	Baseline	NA		2,581	
Salesforce Development	Specialized	Defining		2,342	+26.0%
Problem Solving	Baseline	NA		2,007	
Business Process	Specialized	Defining		2,004	-10.4%
Teamwork / Collaboration	Baseline	NA		1,829	

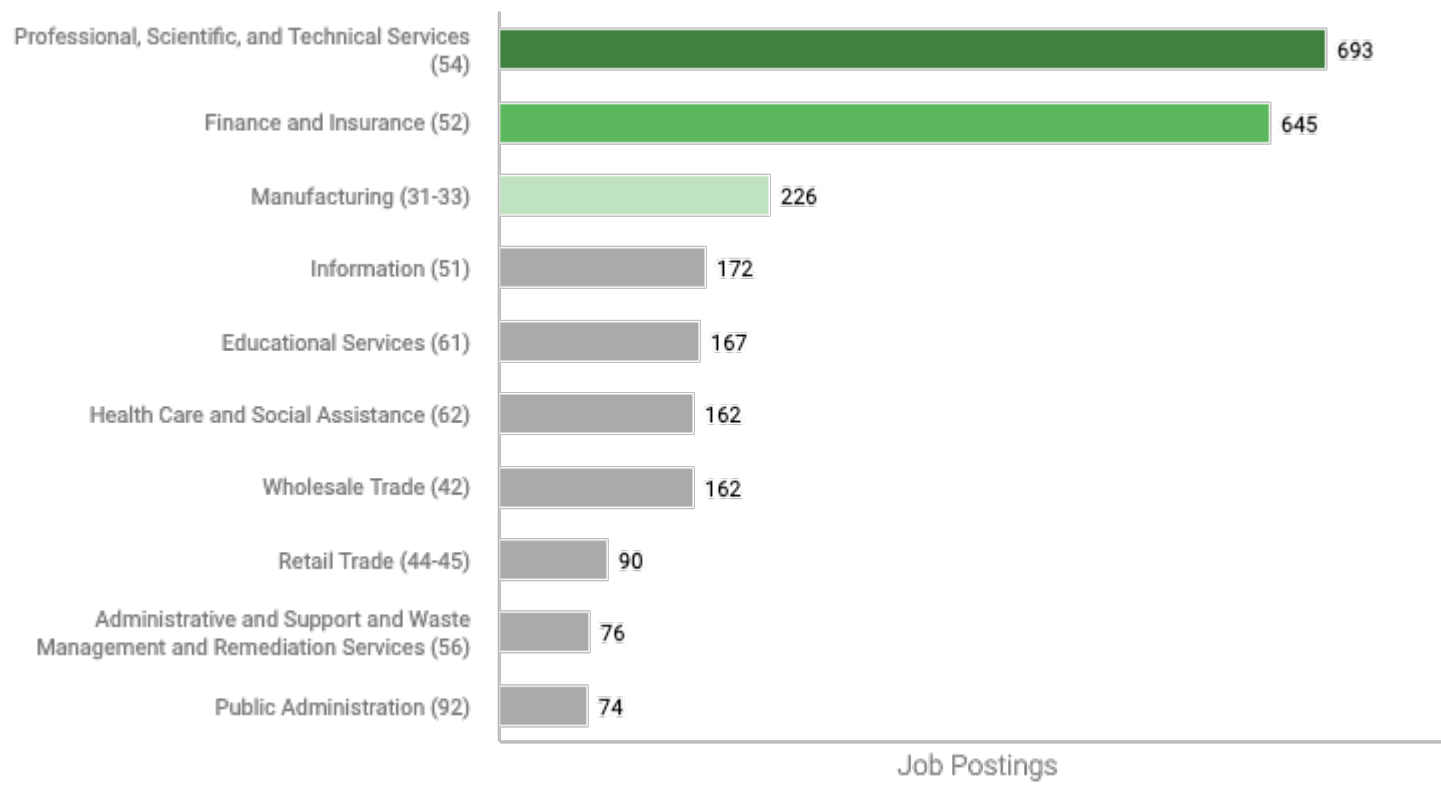
Project Management	Specialized	Defining	✓	1,542	-12.0% 
Salesforce Platform Skills	Specialized	Defining		1,530	
Troubleshooting	Baseline	NA		1,469	
System Administration	Specialized	Defining		1,297	-7.5% 
Detail-Oriented	Baseline	NA		1,210	
Data Management	Specialized	Necessary		1,186	+6.5% 
Creativity	Baseline	NA		1,184	
Salesforce Lightning	Software and Programming	Defining		1,078	
Written Communication	Baseline	NA		1,044	
Technical Support	Specialized	Necessary		1,001	-4.8% 
Administrative Functions	Specialized	Necessary		983	
Microsoft Excel	Software and Programming	NA		966	
Meeting Deadlines	Baseline	NA		950	
Salesforce Visualforce	Software and Programming	Defining		921	
Process Improvement	Specialized	Necessary		886	+1.9% 
Change Management	Specialized	Necessary		884	-7.0% 
Customer Service	Specialized	Necessary		834	+9.2% 
Organizational Skills	Baseline	NA		831	
Data Quality	Specialized	Necessary		814	+13.7% 
Salesforce Sales Cloud	Specialized	Defining		806	
Salesforce Service Cloud	Specialized	Defining		770	
Scrum	Software and Programming	Necessary		686	+21.3% 
Writing	Baseline	NA		643	
SQL	Software and Programming	Necessary		593	-6.1% 
Microsoft Office	Software and Programming	NA		572	-3.5% 
Customer Relationship Management (CRM)	Software and Programming	Necessary		557	+0.1% 
Planning	Baseline	NA		555	
Pardot	Specialized	Defining		535	
Business Analysis	Specialized	Necessary		535	-3.4% 
Research	Baseline	NA		523	
Positive Disposition	Baseline	NA		507	
AppExchange	Software and Programming	Defining		488	
Self-Starter	Baseline	NA		476	
Salesforce Security	Software and Programming	Defining		465	
Apex Code	Software and Programming	Defining		444	
Training Materials	Specialized	NA		434	-1.1% 
Atlassian JIRA	Software and Programming	NA		428	+37.3% 
Business Systems Analysis	Specialized	NA		427	+0.7% 
Time Management	Baseline	NA		419	
Information Systems	Specialized	NA		406	-6.1% 
Analytical Skills	Baseline	NA		401	

Data Migration	Specialized	Defining		401	+3.9% 
Multi-Tasking	Baseline	NA		400	

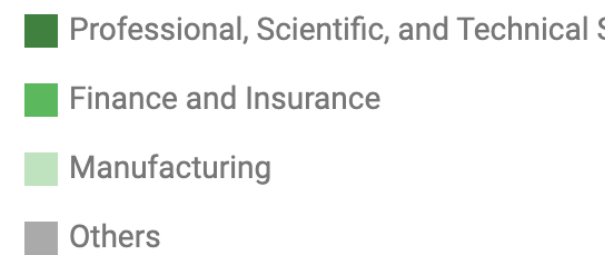
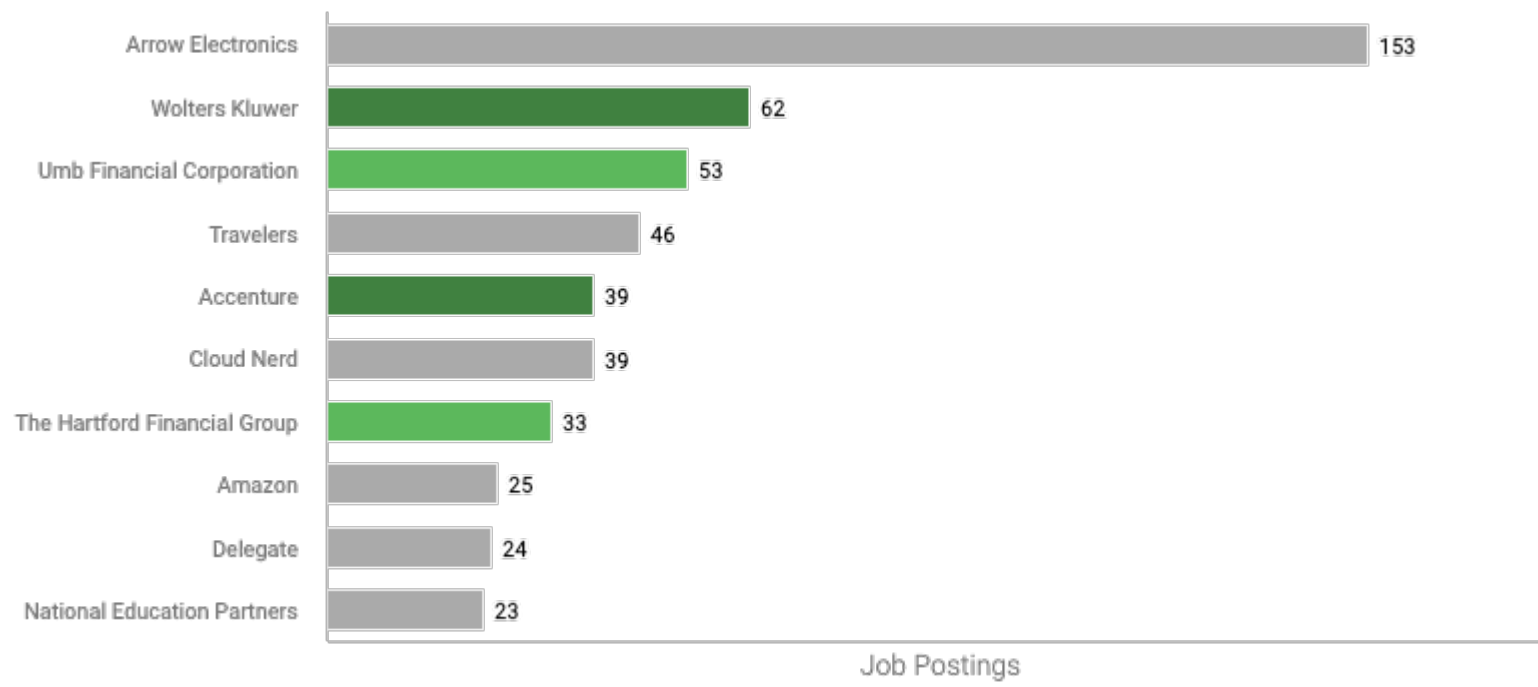
Employers & Industries

Top Industries

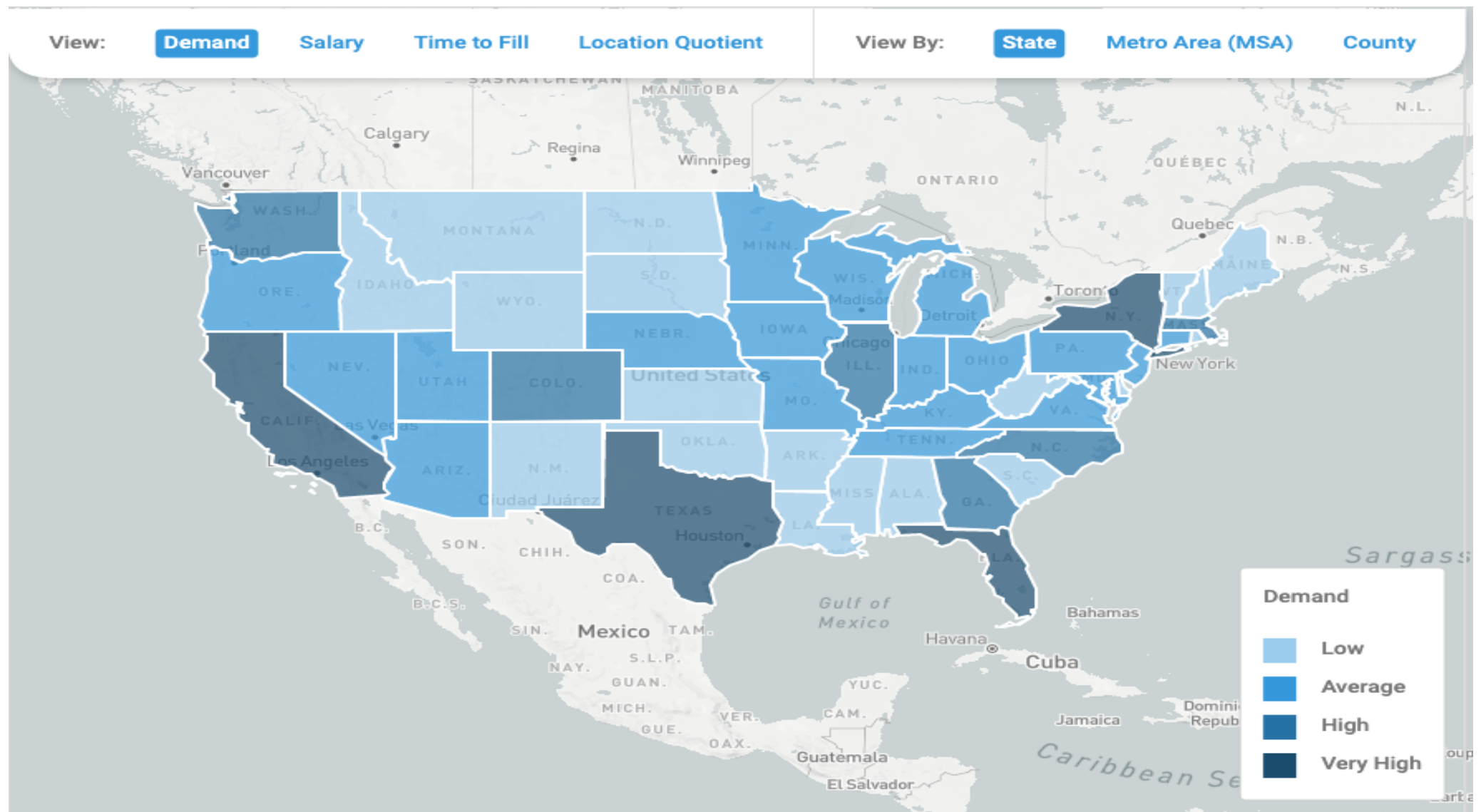
2digit



Top Employers



Top Locations



State	Job Postings Last 12 months	Median Salary	Time to Fill Days	Location Quotient
California	818	\$89k	42	1.1 ▬
Texas	602	\$87k	45	1.2 ▬
Florida	398	\$81k	44	1.0 ▬
New York	361	\$85k	49	1.5 ▲
Georgia	270	\$83k	37	1.3 ▲
Colorado	258	\$83k	40	1.5 ▲
Illinois	248	\$87k	44	1.1 ▬
Massachusetts	238	\$87k	47	1.5 ▲
North Carolina	223	\$86k	39	1.1 ▬
Washington	184	\$86k	46	1.2 ▬
Ohio	178	\$80k	47	0.9 ▬
Virginia	166	\$86k	41	1.0 ▬
Pennsylvania	155	\$80k	38	0.8 ▾
Arizona	139	\$84k	40	0.8 ▾
New Jersey	131	\$85k	46	0.9 ▬
Utah	124	\$83k	45	2.1 ▲▲
Minnesota	123	\$82k	50	1.0 ▬
Tennessee	111	\$81k	47	0.9 ▬
District of Columbia	110	\$87k	38	2.8 ▲▲

Michigan	108	\$79k	39	0.7	▼
Indiana	86	\$78k	50	0.7	▼
Oregon	76	\$84k	44	1.0	▬
Wisconsin	66	\$79k	50	0.5	▼
Maryland	56	\$86k	40	0.6	▼
Missouri	56	\$80k	43	0.6	▼
Iowa	45	\$78k	60	0.8	▼
Connecticut	43	\$90k	39	0.6	▼
Nebraska	43	\$80k	55	1.1	▬
Nevada	37	\$80k	47	0.6	▼
Kentucky	36	\$73k	45	0.5	▼
Kansas	34	\$74k	60	0.6	▼
Louisiana	31	\$73k	40	0.5	▼
Idaho	30	\$72k	55	0.8	▼
Alabama	28	\$78k	40	0.4	▼
South Carolina	25	\$78k	37	0.4	▼
Delaware	21	\$78k	45	1.1	▬
Oklahoma	21	\$70k	42	0.3	▼
Hawaii	20	\$84k	36	1.0	▬
Arkansas	18	\$73k	21	0.5	▼
North Dakota	18	\$79k	53	1.5	▲
Rhode Island	17	\$82k	40	0.9	▬
South Dakota	9	\$75k	65	0.7	▼
Maine	8	\$86k	62	0.6	▼
Mississippi	8	\$75k	N/A	0.3	▼
New Hampshire	8	\$76k	67	0.4	▼
New Mexico	7	\$82k	N/A	0.2	▼
Vermont	7	\$75k	53	0.8	▼
Alaska	6	\$85k	52	0.4	▼
West Virginia	5	\$75k	67	0.3	▼
Montana	4	\$74k	69	0.3	▼
Wyoming	2	\$72k	N/A	0.3	▼
Puerto Rico	1	\$67k	N/A	0.0	▼

Related Jobs

Salesforce Administrator at a Glance

Salary



Job Postings

Last 12 Months

Average Demand

5,823

Projected Growth

10 Years



Time To Fill

Similar to Fill

44 days

Location Quotient

Average



Source: Burning Glass analysis of Bureau of Labor Statistics and state projections

Related Jobs

