

## Occupation Analysis - Project Manager

Manages work on projects with a defined scope, start and completion point. Leads project teams, manages project budgets and schedules; manages contractors and communications with stakeholders. May manage projects in construction, information technology or in other industries.

Common job titles: Project Manager, Project Coordinator, Senior Project Manager, Assistant Project Manager, Project Administrator

Active Selections: Nationwide, Project Manager

### Overview

#### Job Metrics

##### Job Postings

Last 12 Months

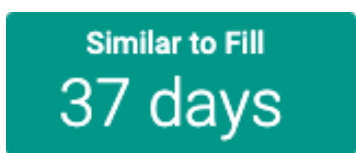


##### Projected Growth

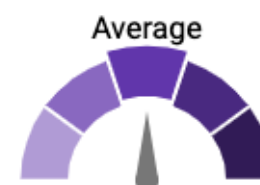
10 Years



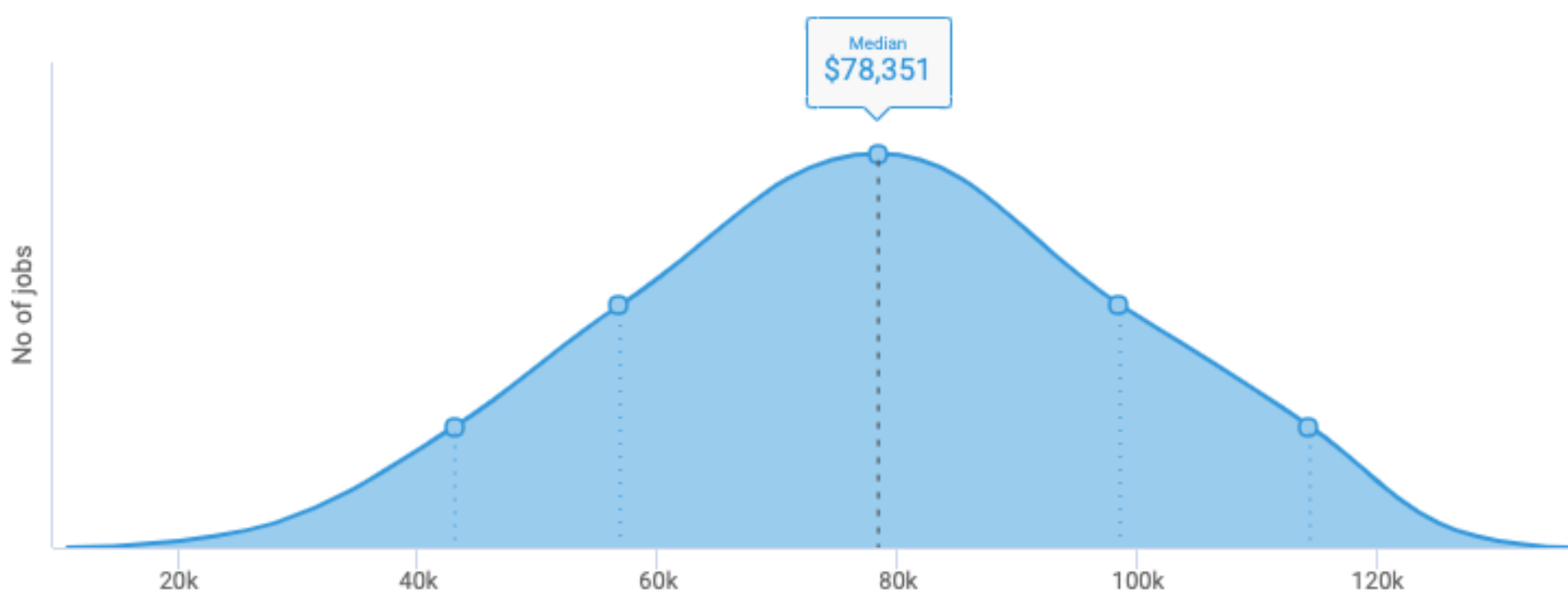
##### Time To Fill



##### Location Quotient

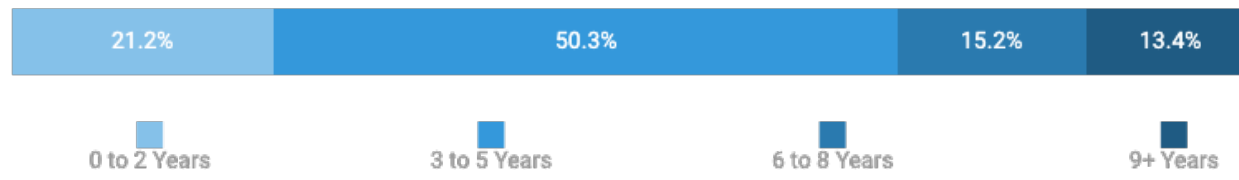


### Salary Overall

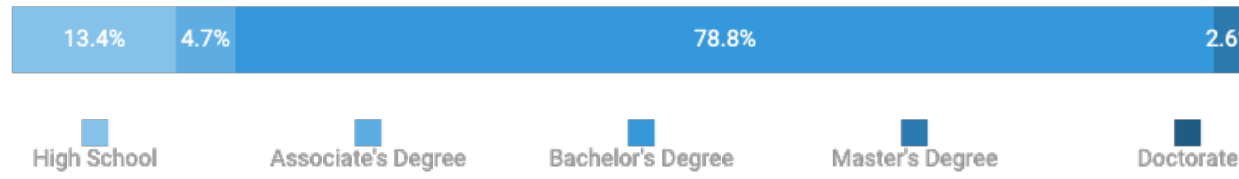


## Job Qualifications

### Years of Experience



### Education Level



### Frequency Requested

#### Certification

	Occasionally	Sometimes	Often
Project Management Certification	<input type="radio"/>	<input checked="" type="radio"/>	<input type="radio"/>
Project Management Professional (PMP)	<input type="radio"/>	<input checked="" type="radio"/>	<input type="radio"/>
Driver's License	<input checked="" type="radio"/>	<input type="radio"/>	<input type="radio"/>

## Top Skills

### Specialized Skills

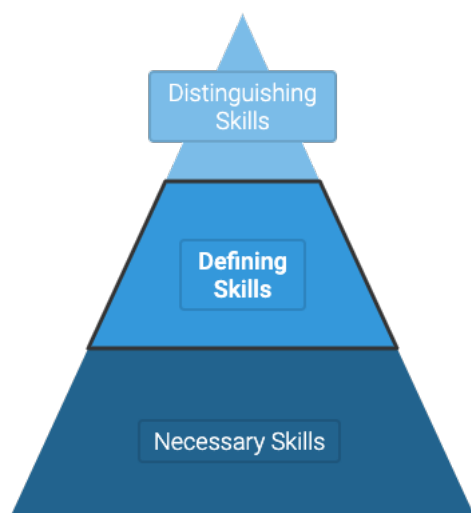
Project Management
Budgeting
Scheduling
Project Planning and Development Skills
Microsoft Project
Customer Service
Quality Assurance and Control

### Baseline Skills

Communication Skills
Planning
Organizational Skills
Microsoft Excel
Teamwork / Collaboration
Microsoft Office
Problem Solving

# Skills Explorer

## Occupational Skills for Project Manager



An occupation's Defining skills represent the day-to-day tasks and responsibilities of the job. An employee needs these skills to qualify for and perform successfully in this occupation.

Skill	Skill Type	Occupational Skills Category	Salary Premium	Job Postings Requesting Last 12 months	Projected Growth 2 Years
Project Management	Specialized	Defining		220,004	-2.4%
Budgeting	Specialized	Defining		110,382	+0.1%
Scheduling	Specialized	Defining		87,539	+4.6%
Project Planning and Development Skills	Specialized	Defining		60,928	+0.4%
Microsoft Project	Software and Programming	Defining		38,728	-8.2%
Stakeholder Management	Specialized	Defining		22,695	+7.3%
Construction Management	Specialized	Defining		15,791	+12.9%

[Learn more](#) about Occupational Skill Categories

## Top Requested Skills for Project Manager

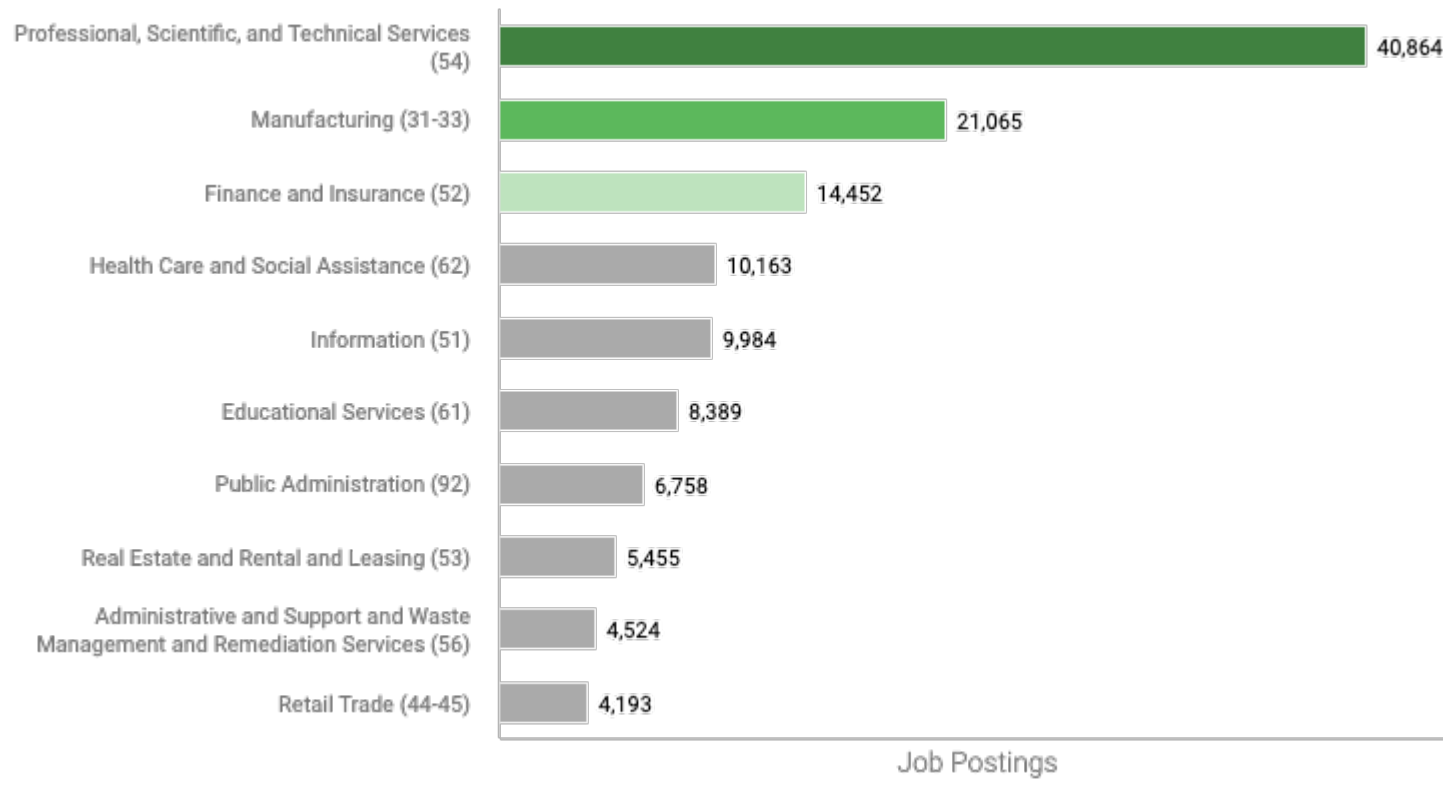
Skill	Skill Type	Occupational Skills Category	Salary Premium	Job Postings Requesting	Projected Growth 2 Years
Project Management	Specialized	Defining		220,004	-2.4%
Communication Skills	Baseline	NA		121,636	
Budgeting	Specialized	Defining		110,382	+0.1%
Scheduling	Specialized	Defining		87,539	+4.6%
Planning	Baseline	NA		76,715	
Organizational Skills	Baseline	NA		66,379	
Microsoft Excel	Software and Baseline	NA		66,162	
Teamwork / Collaboration	Baseline	NA		65,899	
Microsoft Office	Software and Baseline	NA		65,460	
Project Planning and Development Skills	Specialized	Defining		60,928	+0.4%
Problem Solving	Baseline	NA		58,549	
Detail-Oriented	Baseline	NA		52,303	
Microsoft Project	Software and Programming	Defining		38,728	-8.2%
Writing	Baseline	NA		37,851	
Building Effective Relationships	Baseline	NA		37,470	
Microsoft Powerpoint	Software and Programming	NA		35,615	-3.2%
Customer Service	Specialized	Necessary		32,604	+10.4%
Written Communication	Baseline	NA		32,080	
Multi-Tasking	Baseline	NA		29,104	
Time Management	Baseline	NA		28,602	
Research	Baseline	NA		28,398	

Creativity	Baseline	NA		27,893	
Microsoft Word	Software and Programming	NA		27,752	
Quality Assurance and Control	Specialized	Necessary		24,642	+0.1%
Customer Contact	Specialized	Necessary		24,237	+4.9%
Leadership	Baseline	NA		23,469	
Stakeholder Management	Specialized	Defining		22,695	+7.3%
Staff Management	Specialized	Necessary		22,514	-2.0%
Verbal / Oral Communication	Baseline	NA		22,301	
Computer Literacy	Baseline	NA		21,054	
Change Management	Specialized	Necessary		19,857	+3.4%
Presentation Skills	Baseline	NA		19,093	
Quality Management	Specialized	Necessary		18,805	
Meeting Deadlines	Baseline	NA		17,713	
Procurement	Specialized	NA		17,119	+1.2%
Physical Abilities	Baseline	NA		16,605	
Estimating	Specialized	NA		16,228	+2.1%
Construction Management	Specialized	Defining		15,791	+12.9%
Process Improvement	Specialized	NA		15,525	+2.6%
Business Development	Specialized	NA		14,897	-0.2%
Self-Starter	Baseline	NA		13,146	
Conflict Management	Specialized	NA		12,851	-1.4%
Business Process	Specialized	NA		12,445	-3.4%
English	Baseline	NA		12,328	
Microsoft Sharepoint	Software and Programming	NA		12,121	-6.7%
Cost Control	Specialized	NA		11,933	+0.6%
Analytical Skills	Baseline	NA		11,758	
Accounting	Specialized	NA		11,568	-2.8%
Mentoring	Baseline	NA		11,533	
Customer Billing	Specialized	NA		11,475	-7.5%

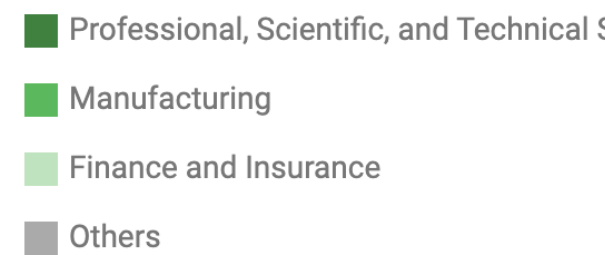
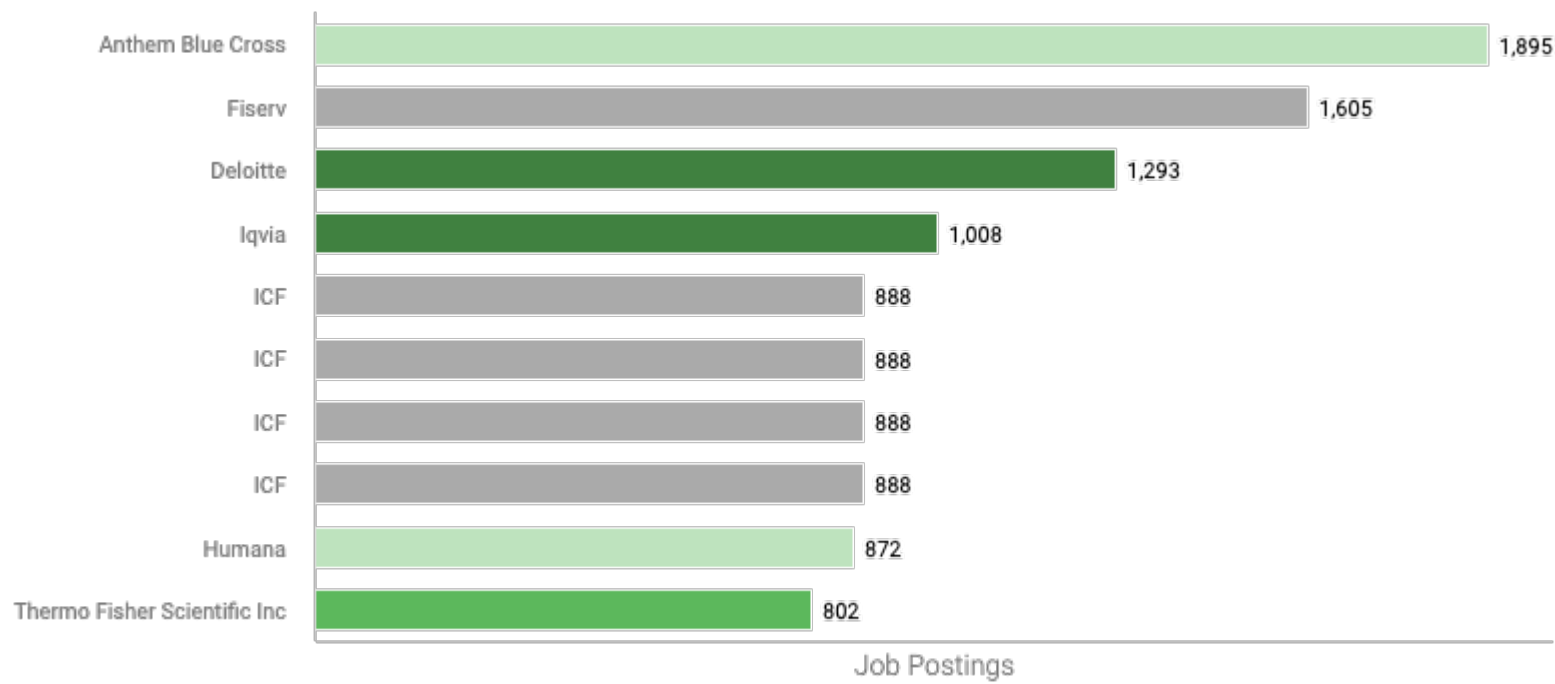
# Employers & Industries

## Top Industries

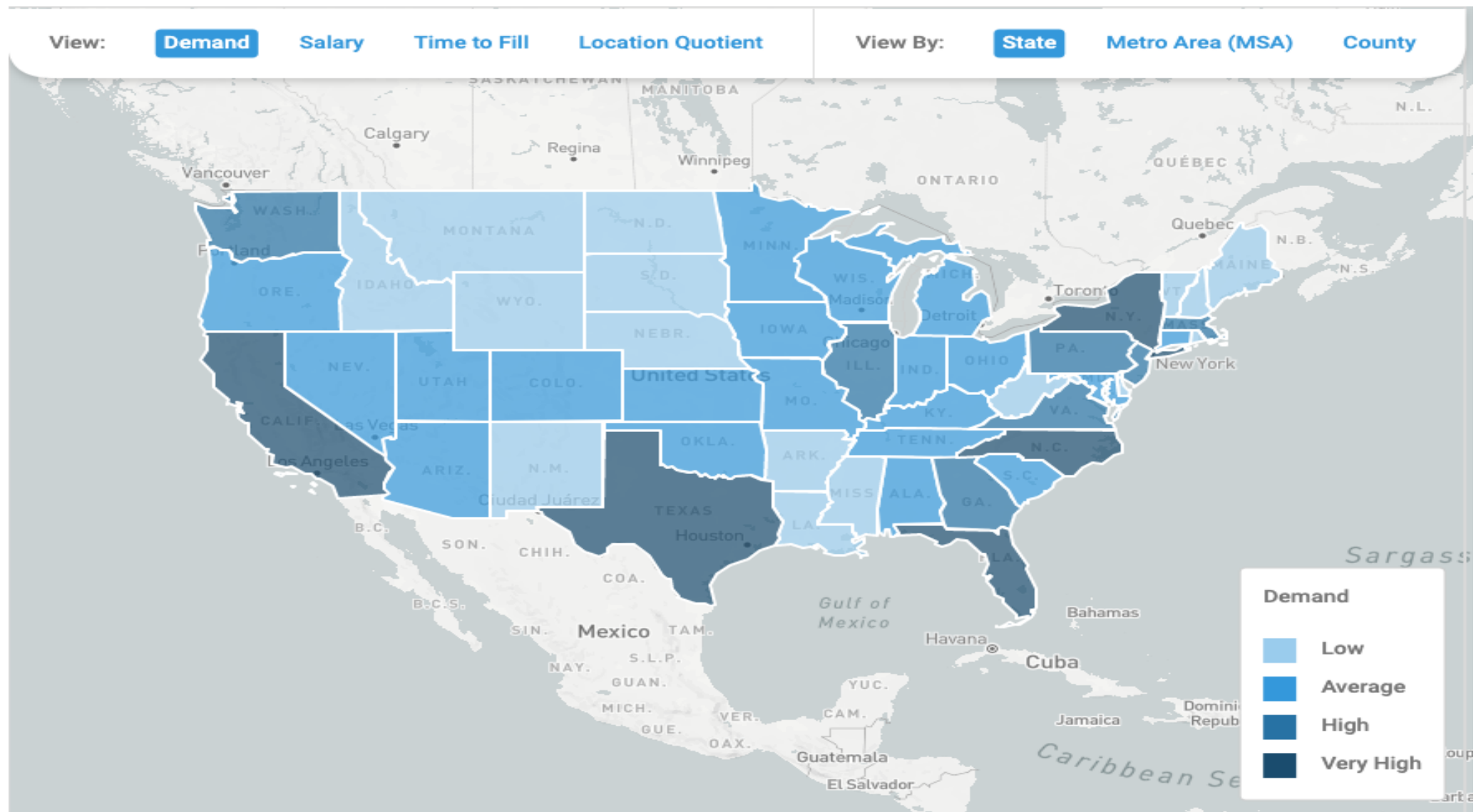
2digit



## Top Employers



# Top Locations



State	Job Postings Last 12 months	Median Salary	Time to Fill Days	Location Quotient
California	36,526	\$84k	35	1.1 <span style="color: orange;">▬</span>
Texas	20,893	\$80k	35	1.0 <span style="color: orange;">▬</span>
New York	13,159	\$81k	41	1.3 <span style="color: green;">▲</span>
Florida	12,913	\$73k	37	0.8 <span style="color: red;">▼</span>
North Carolina	10,870	\$79k	32	1.2 <span style="color: orange;">▬</span>
Illinois	9,675	\$81k	40	1.0 <span style="color: orange;">▬</span>
Georgia	8,999	\$79k	35	1.0 <span style="color: orange;">▬</span>
Virginia	8,965	\$80k	38	1.3 <span style="color: green;">▲</span>
Massachusetts	8,782	\$82k	40	1.3 <span style="color: green;">▲</span>
Pennsylvania	8,521	\$79k	41	1.0 <span style="color: orange;">▬</span>
Washington	7,911	\$75k	44	1.2 <span style="color: orange;">▬</span>
New Jersey	7,872	\$86k	41	1.3 <span style="color: green;">▲</span>
Colorado	7,766	\$78k	35	1.0 <span style="color: orange;">▬</span>
Ohio	7,192	\$76k	39	0.8 <span style="color: red;">▼</span>
Minnesota	6,168	\$74k	34	1.2 <span style="color: orange;">▬</span>
Arizona	6,166	\$76k	36	0.8 <span style="color: red;">▼</span>
Maryland	5,752	\$81k	38	1.3 <span style="color: green;">▲</span>
Michigan	5,549	\$76k	35	0.8 <span style="color: red;">▼</span>
Wisconsin	4,587	\$75k	43	0.9 <span style="color: orange;">▬</span>

Tennessee	4,479	\$74k	37	0.9 
District of Columbia	4,351	\$86k	39	2.6 
Missouri	4,241	\$74k	36	1.0 
Oregon	3,596	\$69k	35	1.0 
Indiana	3,397	\$75k	38	0.6 
Connecticut	2,636	\$86k	35	0.9 
Utah	2,326	\$70k	35	0.9 
South Carolina	2,227	\$75k	37	0.8 
Alabama	2,152	\$71k	35	0.7 
Nevada	2,065	\$73k	36	0.8 
Kentucky	1,954	\$70k	38	0.7 
Iowa	1,903	\$75k	42	0.8 
Kansas	1,831	\$66k	38	0.8 
Oklahoma	1,768	\$69k	35	0.7 
Louisiana	1,689	\$69k	35	0.7 
Nebraska	1,536	\$68k	40	0.9 
Idaho	1,252	\$75k	36	0.7 
New Mexico	1,187	\$70k	40	1.0 
Hawaii	992	\$78k	37	1.2 
Arkansas	958	\$69k	36	0.6 
Mississippi	844	\$76k	35	0.7 
Delaware	790	\$85k	31	1.0 
New Hampshire	776	\$74k	45	0.8 
Rhode Island	670	\$79k	39	0.9 
Alaska	642	\$75k	37	1.0 
South Dakota	501	\$76k	37	0.9 
Montana	497	\$72k	32	0.8 
North Dakota	492	\$70k	40	1.0 
Maine	484	\$80k	39	0.8 
West Virginia	420	\$78k	43	0.6 
Vermont	345	\$82k	44	0.9 
Wyoming	262	\$77k	42	0.8 
Puerto Rico	206	\$69k	35	1.5 
Guam	15	\$92k	37	2.0 
Virgin Islands	5	\$78k	39	0.7 
Palau	1	\$47k	26	0.0 

## Related Jobs

### Project Manager at a Glance

#### Salary



#### Job Postings

Last 12 Months

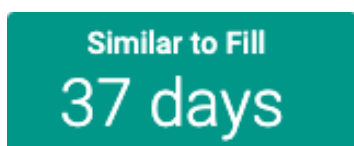


#### Projected Growth

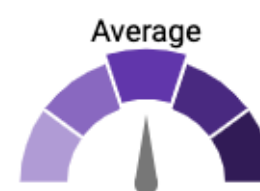
10 Years



#### Time To Fill



#### Location Quotient



Source: Burning Glass analysis of Bureau of Labor Statistics and state projections



# Related Jobs

