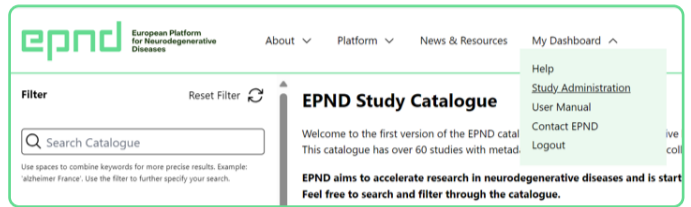


How to add information about datasets and biosamples to your study

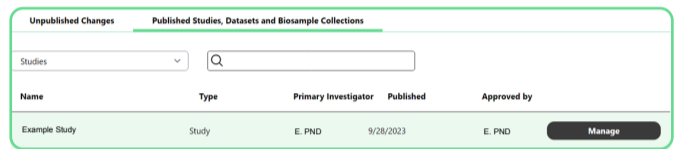
Before you start, you will need the following:

- A study added to the EPND Catalogue. You can add information about datasets or biosamples to a study that is either approved or submitted for approval.
- For submitting dataset and biosample information: investigators, study managers, use conditions and restrictions, participant and dataset or biosample collection specifics. [See an example.](#)

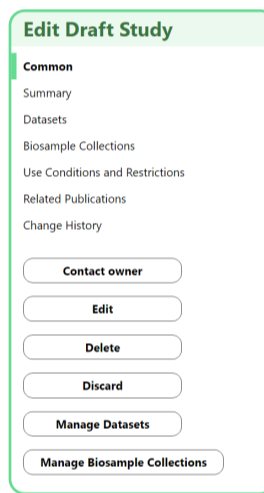
Hover your mouse over **My Dashboard** in the navigation and click **Study Administration**.




Go to the study you want to add dataset and/or biosample information to and click **Manage**.



On your study page, click either **Manage Datasets** or **Manage Biosample Collections**.



Click **Add Dataset** or **Add Biosample Collection**.



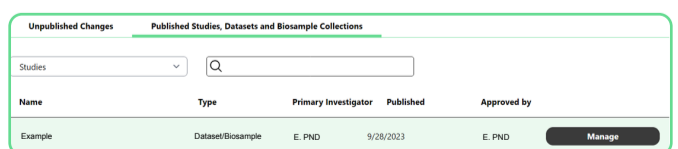
Submit a form to **add a dataset** or **biosample collection**, each form should take 5-minutes to fill out.

To complete the dataset and/or biosample collection form, be prepared to provide:

- Info about study investigators.
- Participant, dataset and/or biosample collection specifics. [See an example.](#)
- Use conditions and restrictions.

It will take an average of 3 business days for your dataset and biosample information to be approved and appear in **Study Administration**.

Your approved information will appear in Published Studies, Datasets and Biosample Collections.



Manage, update, and see requests for your dataset or biosample information in **Study Administration**.