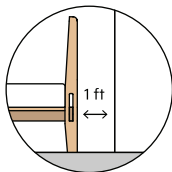


Classic Headboard Cushion

An upgrade designed to nest perfectly with the Classic Headboard, the Classic Headboard Cushion adds comfort and support with durable high-density foam. Covers are interchangeable and machine washable for a fresh look, as desired.

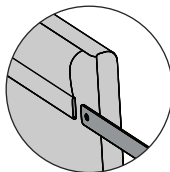
For assembly, see reverse.

THUMA



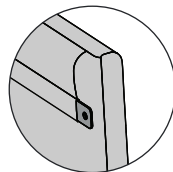
Step 1

Shift the Classic Bed + the Classic Headboard at least 1 ft away from the wall.



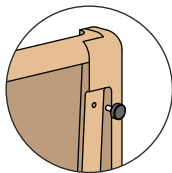
Step 2

Slide the metal plate through the fabric loop of the Classic Headboard Cushion.



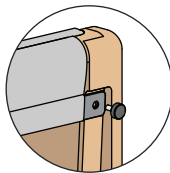
Step 3

Center the metal plate so that the holes are visible on each side of the Classic Headboard Cushion.



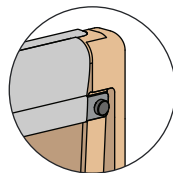
Step 4

Unscrew the two top short screws at the back of the Classic Headboard.



Step 5

Align the holes of the metal plate with the upper holes of the Classic Headboard.



Step 6

Secure the Classic Headboard Cushion by screwing the two short screws back into the upper holes of the Classic Headboard and tighten by hand. Enjoy.