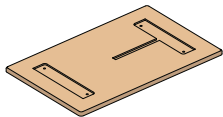


# Beam Coffee Table

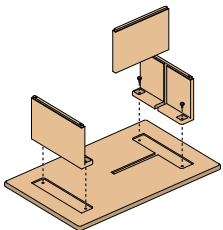
A refined foundation to place and display necessities. The Beam Coffee Table makes the perfect addition for any room in the home. Made from 100% upcycled wood.

THUMA



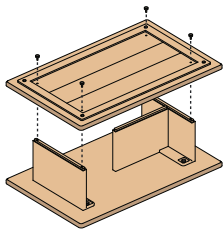
### Step 1

Use a soft surface, as padding to protect pieces from damage during assembly. Flip the table top over so the bottom side faces up.



### Step 2

Insert all three panels into the table top. Secure the panels to the table top with short screws and tighten by hand.



### Step 3

Place the base on top of the panels. Secure the base to the panels with short screws and tighten by hand. Carefully flip the table upright. For uneven floors, adjust the levelers until even. Enjoy.