

CMP Dynamic 70

31 August 2024

Portfolio summary

A portfolio of actively and passively managed assets designed to achieve high returns over the long-term.

Asset class Mixed Asset

Style Active

FE peer group¹ Mixed Asset - Growth

Inception date 19/12/2011

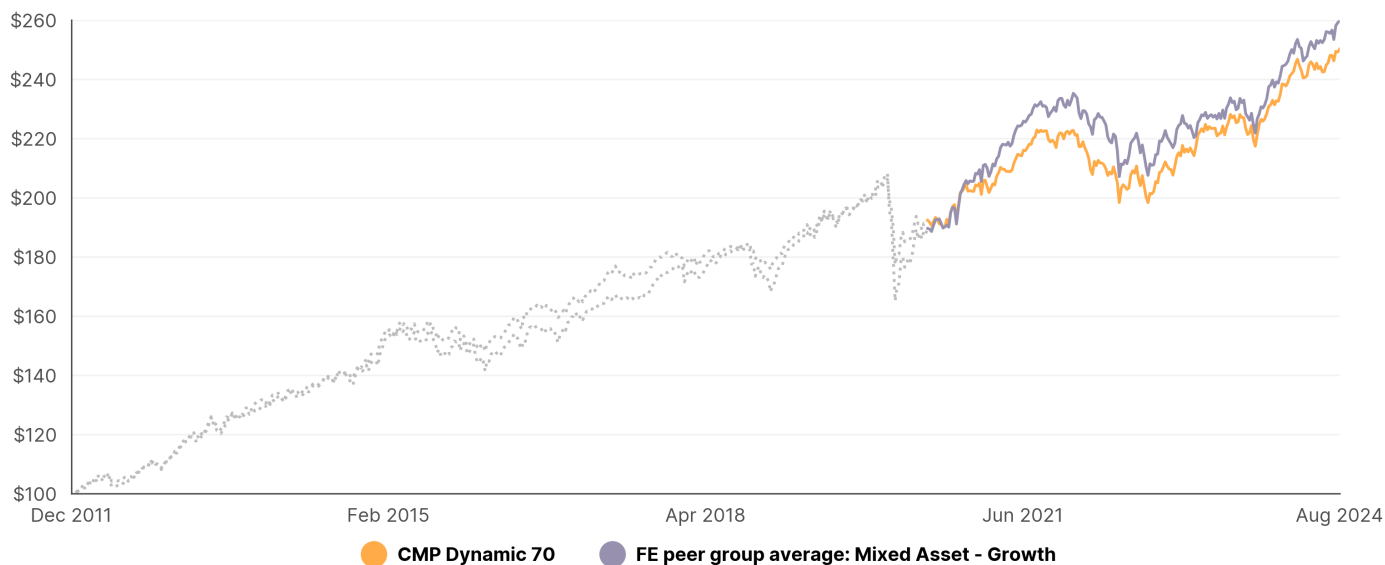
Management costs 1.06% p.a.

Performance²

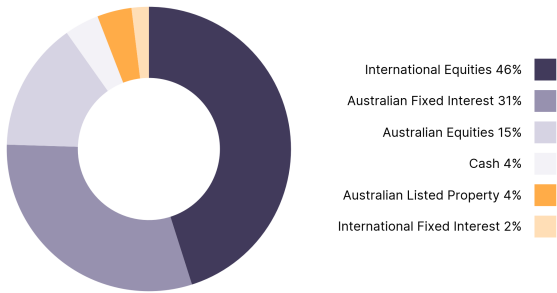
	1 month (%)	3 months (%)	6 months (%)	1 year (% p.a.)	3 years (% p.a.)	5 years (% p.a.) ²	7 years (% p.a.) ²	Since inception (% p.a.) ²
CMP Dynamic 70	-0.60	2.82	3.98	9.88	3.95	5.18	5.28	7.58
FE peer group average	0.25	3.72	4.92	11.26	3.76	6.05	6.59	7.91

Growth of \$100 since inception^{2,3}

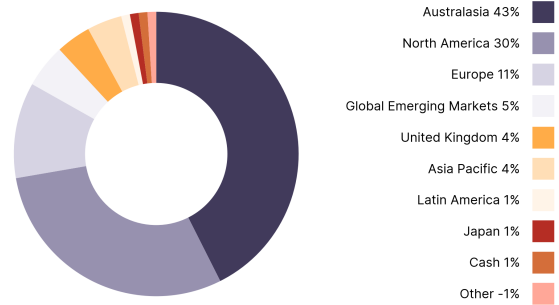
23/12/2011 - 30/08/2024 Powered by data from FE fundinfo



Asset class breakdown³



Geographical allocation³



Performance of underlying funds⁴

	1 month (%)	3 months (%)	6 months (%)	1 year (% p.a.)	3 years (% p.a.)	5 years (% p.a.)
CFML Antipodes Global	-2.00	-0.88	3.18	5.28	5.68	7.32
CFML Aoris International SRI Fund	-1.95	5.95	2.88	20.92	5.18	10.81
CFML Fairlight Global	-2.74	4.01	0.59	13.10	-	-
CFML First Sentier Investors Infrastructure	0.22	4.69	10.16	12.05	6.09	4.06
CFML Fixed Interest	0.83	2.89	3.49	6.45	-0.46	0.36
CFML Schroder Equity Opportunities	-0.79	1.32	3.07	8.99	7.40	7.89
Vanguard Australian Property Secs Idx	0.57	7.63	10.86	24.95	5.63	5.13
Vanguard Emerging Markets Shares Index	-2.50	3.48	4.72	8.68	-1.34	3.90

Top 10 holdings

For the most recent top 10 holdings for each fund, please refer to clearview.com.au/Top10Holdings

Important Information

1. The FE Peer Group is the group of all funds within the relevant FE fundinfo category that each product is compared against.
2. Investors invested prior to 26 June 2020 held interests in the predecessor product known as 'ClearView Separately Managed Account (SMA) Models'. For the purposes of providing an estimate of the combined investment performance Since Inception for these investors, we used a blend of the investment performance which is referable to the predecessor product 'ClearView SMA Model' from inception to 26 June 2020 and the investment performance which is referable to the ClearView Managed Portfolios from 26 June 2020. Investors should note that this is for general information purposes only; is only relevant to investors invested prior to 26 June 2020; and does not reflect the actual investment returns of such investors.
3. Asset class breakdown and geographic allocation may not add to 100% due to rounding and/or investment strategy.
4. Performance figures in this report are compiled by CFML using data from FE fundinfo. Performance may differ from HUB24 performance. Please contact CFML for further information. Performance data is after fund manager fees, but before other applicable fees or taxes and assumes the reinvestment of dividends. Past performance is not indicative of future performance. Due to the flexibility of rebalancing and variations between accounts, performance shown is indicative only and assumes rebalancing occurs at the end of each calendar month, and that there are no deposits, withdrawals nor exceptions to regular rebalancing in the model portfolio.



Prepared by ClearView Financial Management Limited (CFML) ABN 99 067 544 549 AFSL No. 227677 as Responsible Entity for the ClearView Managed Portfolios. This document is intended to provide general information only and has been prepared without taking into account any particular person's objectives, financial situation or needs. Before acting on this information, you should consider the appropriateness of the information having regard to your personal objectives, financial situation and needs and obtain financial advice tailored to you. This document is not a financial product recommendation or an offer or solicitation with respect to the purchase or sale of the product(s) referred to in this document. Any potential investor should consider the latest product disclosure statement (PDS) before deciding whether to acquire, or continue to hold, an investment in any ClearView fund. CFML, its officers, employees and agents believe that the information in this document and the sources on which it is based (which may be sourced from third parties) are correct as at the date of publication. While every care has been taken in the preparation of this document, no warranty of accuracy or reliability is given and no responsibility for the information is accepted by CFML, ClearView entities, its officers, employees or agents. Except where contrary to law, CFML excludes all liability for this information. If relevant, information about the Target Market Determination(s) for this product(s) is available at www.clearview.com.au/tmd. The information contained in this document may change from time to time. Any representations regarding past performance are not indicators of future returns and/or performance. Information in this document is current as at the date of this document.