

Address	Level 24, 68 Pitt St Sydney NSW 2000
Phone	1300 048 135
Email	help@humanfinancial.com.au
Website	humanfinancial.com.au

HF Money Market

30 November 2024

Portfolio summary

The Fund's objective is to provide a total return (before fees, costs and taxes) that exceeds the Bloomberg AusBond Bank Bill Index over a 1 year period.

Asset class	Equity
Style	Active
FE peer group¹	Cash - Australian Dollar

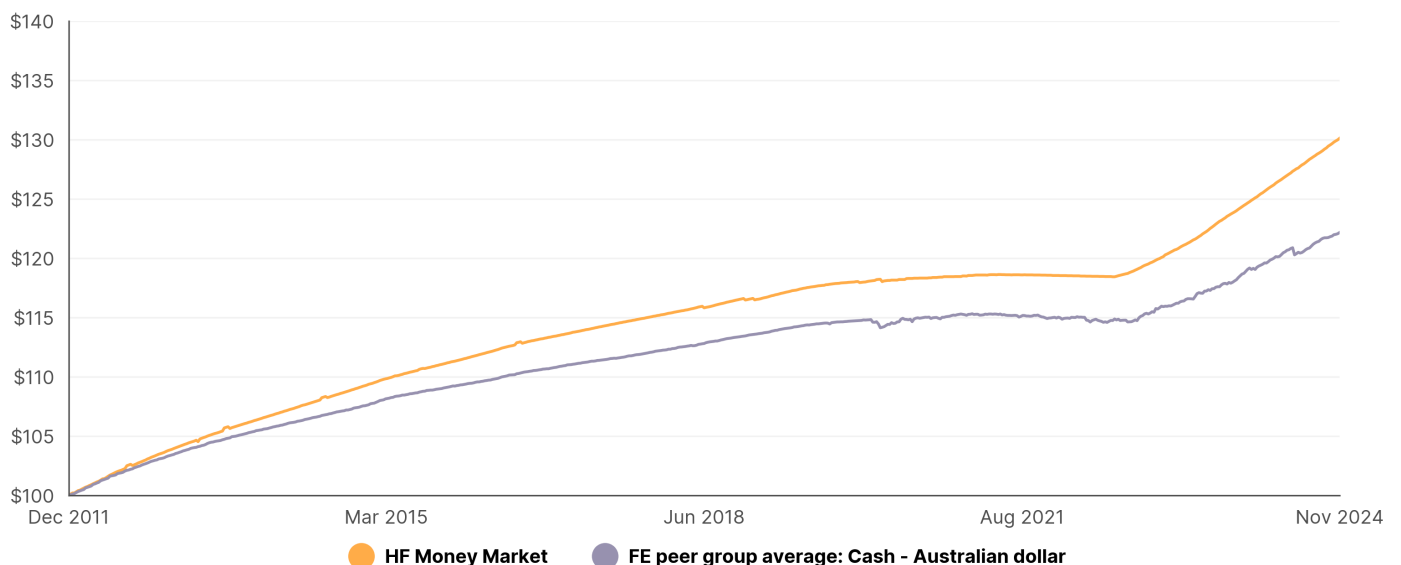
Inception date	01/12/2011
Management costs	0.40% p.a.

Performance¹

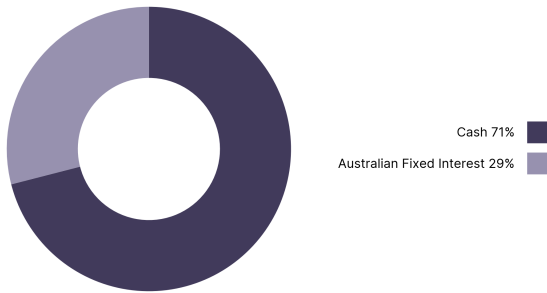
	1 month (%)	3 months (%)	6 months (%)	1 year (% p.a.)	3 years (% p.a.)	5 years (% p.a.)	7 years (% p.a.)	Since inception (% p.a.)
HF Money Market	0.36	1.14	2.30	4.68	3.15	1.98	1.76	2.05
FE peer group average	0.24	0.72	1.11	2.95	2.05	1.27	1.23	1.55

Growth of \$100 since inception^{1,2}

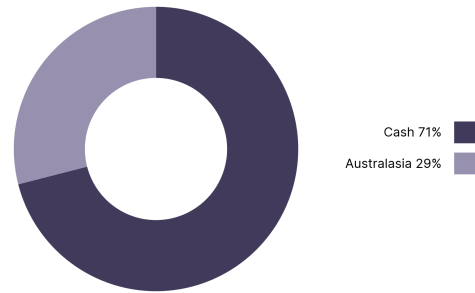
02/12/2011 - 29/11/2024 Powered by data from FE fundinfo



Asset class breakdown³



Geographical allocation³



Top 10 holdings

For the top 10 holdings for each fund, please refer to <https://humanfinancial.com.au/performance-reports>

How the fund works

The Fund provides a diversified exposure to money market and short duration fixed income securities through a carefully selected portfolio of investments.

When you invest your money in the Fund, your money will be pooled together with other investors' money. We use this pool to buy investments and manage them on behalf of all investors in the Fund. This means that by investing in the Fund you have access to certain investments that you may not otherwise be able to access on your own, as well as the knowledge of the skilled underlying investment managers through which the Fund may invest. Human Financial Management Limited (HFML) retains day-to-day control over the operation of the fund.

About the manager(s)

HF outsources the management of the HF Money Market Fund to First Sentier Investors. First Sentier Investors is one of the largest managers of cash funds in Australia. The HF Money Market Fund invests in a range of money market securities, including negotiable certificates of deposit, convertible term deposits, residential mortgage-backed securities and asset-backed floating rate notes, deposit accounts and overnight cash deposits.



Important Information

1. The FE Peer Group is the group of all funds within the relevant FE fundinfo category that each product is compared against.
2. Performance figures in this report are compiled by HFML using data from FE fundinfo. Performance may differ from HUB24 performance. Please contact HFML for further information. Performance data is after fund manager fees, but before other applicable fees or taxes and assumes the reinvestment of dividends. Past performance is not indicative of future performance. Due to the flexibility of rebalancing and variations between accounts, performance shown is indicative only and assumes rebalancing occurs at the end of each calendar month, and that there are no deposits, withdrawals nor exceptions to regular rebalancing in the model portfolio.
3. Asset class breakdown and geographic allocation may not add to 100% due to rounding and/or investment strategy.



This document has been prepared by Human Financial Management Limited (ABN 99 067 544 549, AFSL 227677) (HFML) without taking account of any individual's objectives, financial situation or needs. Investors should consider the appropriateness of this information for their circumstances, read the product disclosure statement (PDS) available at humanfinancial.com.au/documents, and obtain advice from a licensed financial adviser before making a financial decision.

The target market for each product is described in the relevant target market determination (TMD) available at humanfinancial.com.au/documents.