

CFML RARE Emerging Markets

31 March 2024

Fund profile

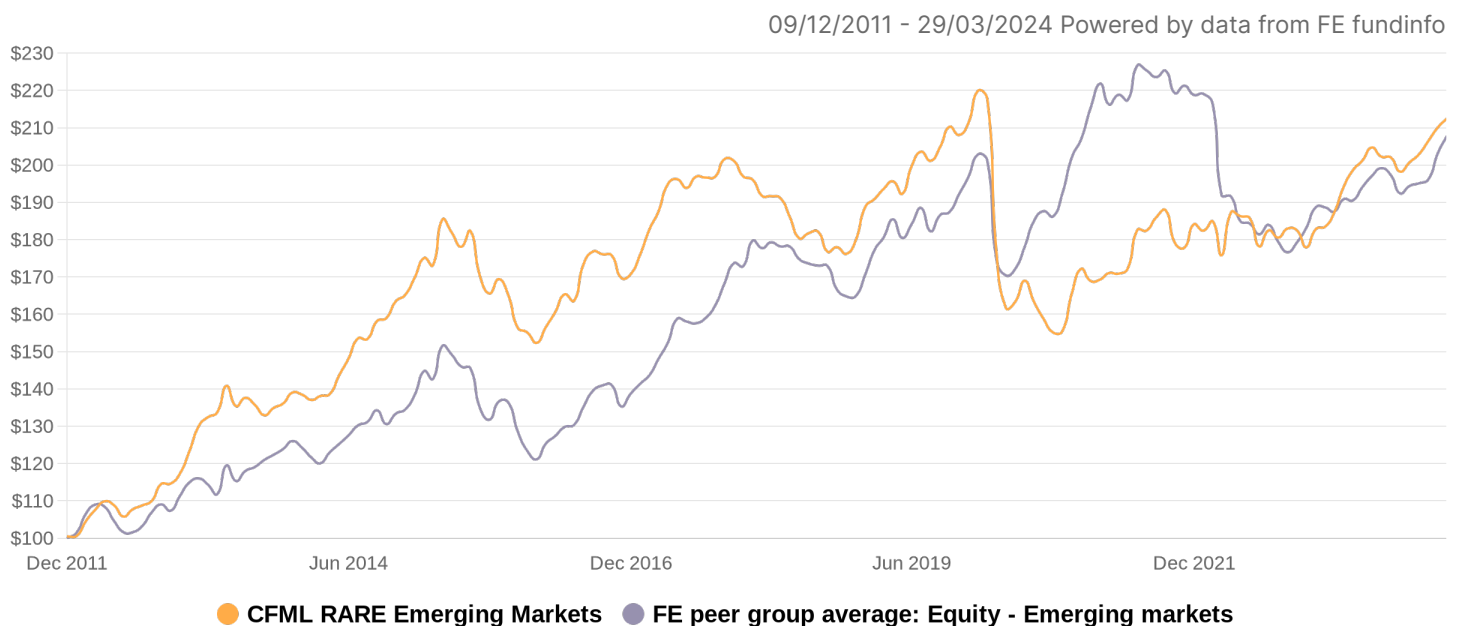
The Fund's objective is to provide a total return (before the deduction of fees, charges and tax) that exceeds the return from its benchmark, the Citigroup Global Emerging Market Sovereign Investment Grade USD Index, plus 5.0% p.a.

Asset class	Equity	Inception date	05/12/2011
Style	Active	Management costs	1.24% p.a.
FE peer group¹	Equity - Emerging Markets		

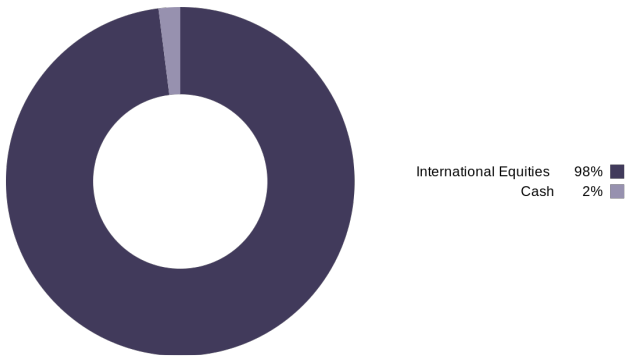
Performance¹

	1 month (%)	3 months (%)	6 months (%)	1 year (% p.a.)	3 years (% p.a.)	5 years (% p.a.)	7 years (% p.a.)	Since inception (% p.a.)
CFML RARE Emerging Markets	0.91	4.08	7.36	11.90	7.22	1.52	1.75	6.40
FE peer group average	1.81	6.33	8.75	9.94	-1.02	2.94	5.01	6.06

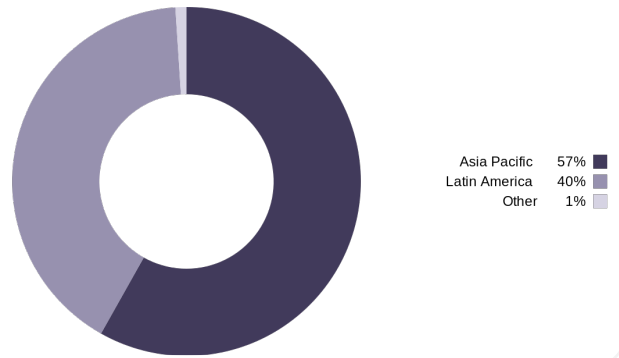
Growth of \$100 since inception^{1,2}



Asset class breakdown³



Geographical allocation³



Top 10 holdings

For the most recent top 10 holdings for each fund, please refer to clearview.com.au/Top10Holdings

How the fund works

The Fund provides exposure to a diverse range of infrastructure securities across a number of infrastructure sub-sectors such as gas, electricity and water utilities, toll-roads, airports, rail and communication infrastructure and across geographic regions within emerging markets.

When you invest your money in the Fund, your money will be pooled together with other investors' money. We use this pool to buy investments and manage them on behalf of all investors in the Fund. This means that by investing in the Fund you have access to certain investments that you may not otherwise be able to access on your own, as well as the knowledge of the skilled underlying investment managers through which the Fund may invest. ClearView Financial Management Limited (CFML) retains day-to-day control over the operation of the fund.

About the managers(s)

The ClearBridge RARE Emerging Markets Fund gives investors access to the high GDP growth potential of emerging markets with the more stable underlying revenue of regulated & contracted infrastructure assets.

ClearBridge RARE (RARE) undertakes a benchmark unaware bottom up approach to portfolio construction and the ClearBridge RARE Emerging Markets Fund aims to provide investors with regular and stable income comprised of dividends plus capital growth through exposure to infrastructure in emerging markets.

Setting ClearBridge RARE apart from their competitors is their focus – ClearBridge RARE's business is dedicated exclusively to investing in listed infrastructure securities. ClearBridge RARE's team are first and foremost infrastructure specialists, with a unique breadth of experience across the infrastructure asset lifecycle.



Important Information

1. The FE Peer Group is the group of all funds within the relevant FE fundinfo category that each product is compared against.
2. Performance figures in this report are compiled by CFML using data from FE fundinfo. Performance may differ from HUB24 performance. Please contact CFML for further information. Performance data is after fund manager fees, but before other applicable fees or taxes and assumes the reinvestment of dividends. Past performance is not indicative of future performance. Due to the flexibility of rebalancing and variations between accounts, performance shown is indicative only and assumes rebalancing occurs at the end of each calendar month, and that there are no deposits, withdrawals nor exceptions to regular rebalancing in the model portfolio.
3. Asset class breakdown and geographic allocation may not add to 100% due to rounding and/or investment strategy.



Prepared by ClearView Financial Management Limited (CFML) ABN 99 067 544 549 AFSL No. 227677 as Responsible Entity for the ClearView Managed Portfolios. This document is intended to provide general information only and has been prepared without taking into account any particular person's objectives, financial situation or needs. Before acting on this information, you should consider the appropriateness of the information having regard to your personal objectives, financial situation and needs and obtain financial advice tailored to you. This document is not a financial product recommendation or an offer or solicitation with respect to the purchase or sale of the product(s) referred to in this document. Any potential investor should consider the latest product disclosure statement (PDS) before deciding whether to acquire, or continue to hold, an investment in any ClearView fund. CFML, its officers, employees and agents believe that the information in this document and the sources on which it is based (which may be sourced from third parties) are correct as at the date of publication. While every care has been taken in the preparation of this document, no warranty of accuracy or reliability is given and no responsibility for the information is accepted by CFML, ClearView entities, its officers, employees or agents. Except where contrary to law, CFML excludes all liability for this information. If relevant, information about the Target Market Determination(s) for this product(s) is available at www.clearview.com.au/tmd. The information contained in this document may change from time to time. Any representations regarding past performance are not indicators of future returns and/or performance. Information in this document is current as at the date of this document.