



# ACTS 10 – SEQUENCE ACTIVITY


Cut out the pictures below. Then paste them on the next page in the correct order.



 Cut along the dashed lines.



# PUT THE PICTURES IN ORDER



**1**

**2**

**3**

**4**

**5**

**6**