Linear Bar Grilles - BLG

Suitable for wall, ceiling and cill mounting, can be used for both supply and return air.
The Linear bar grille is available with a selection of blade styles to suit the site application. Also the option of a spring release core enables easy access to the rear of the grille.



Blade Variations

BLG-0

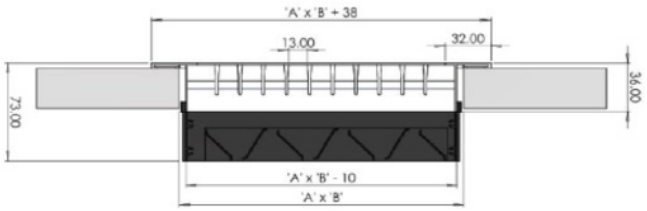

BLG-15

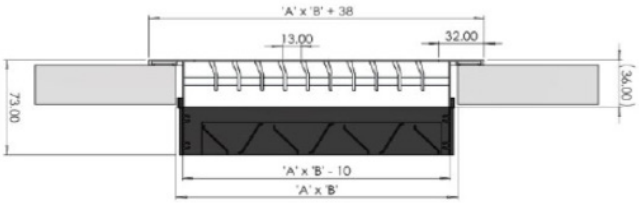

BLG-45

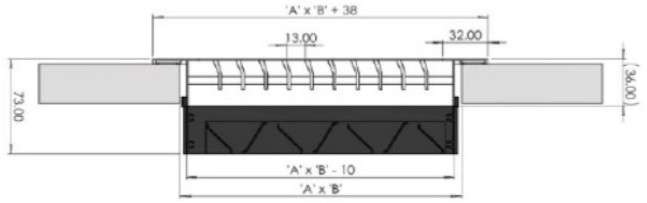

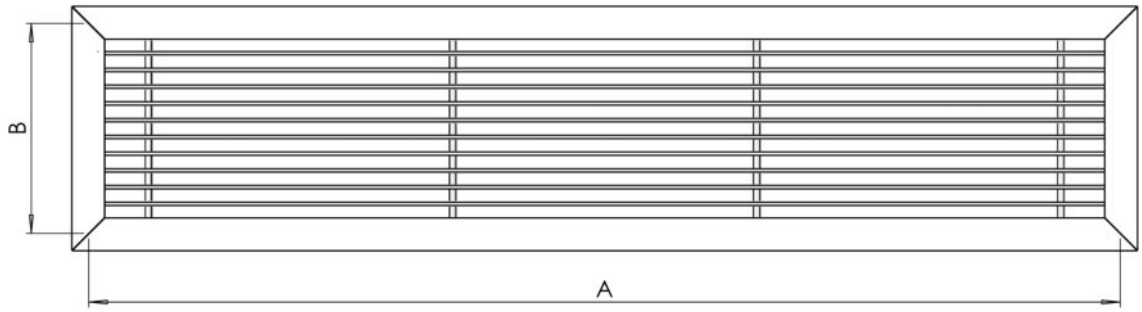

How to Order

Type	Blade Style	Damper	Core	Frame	Fixing	Size	Finish
	0 - 0° Blade			0 - Flangless			
BLG	15 - 15° Blade	D - OBD	0 - Fixed	F - Standard Frame	SF - Flange Holes	eg. 1000 x 300	RAL 9010
	45 - 45° Blade		RC - Removable Core	CO - Core Only	0 - No Flange Holes		Mill Finish

Note: Standard finish is RAL 9010. Other RAL Colours or mill finish available.
e.g. 10 No BLG-15-D-0-F-0- 600 x 150- RAL 9010

Multiple Variations

Removable Core



As well as the fixed core the Linear bar grille is available with a removable core, this enables access to the rear of the grille and OBD for balancing and cleaning.

Core Only



We also offer a core only option to suit your specific needs.

Flangeless Option



The linear bar grille is available with a flangless option to suit site applications.

Fixing Methods

Face Fixings (SF)

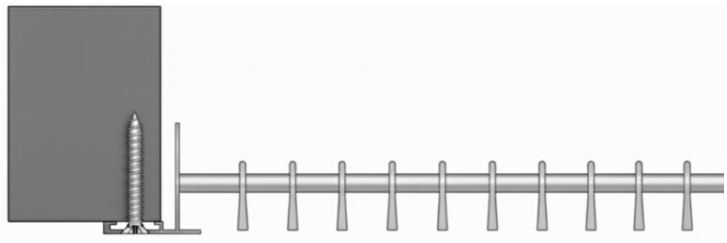

Our linear bar grilles can be manufactured with countersunk holes in the outer flange, Self tapping screws are provided with this option.

Concealed Fixings (CF)

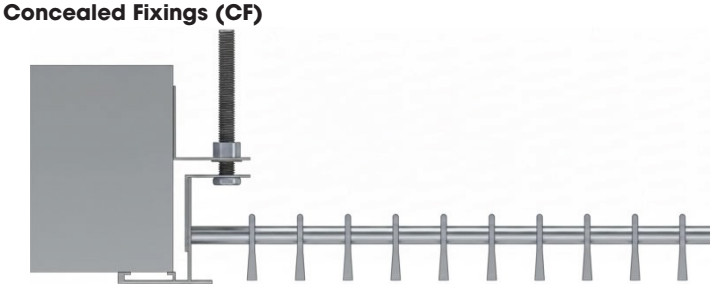

We offer concealed fixing brackets for our linear bar grille, the bracket with the slotted hole is fixed to the neck of the linear bar grille, the bracket with the nutsert is fixed inside the opening, the bolt provided is used to secure the grille.

Spring Clip Fixings (SC)



Spring clip fixings can be attached to the neck of the linear bar grille, the clip compresses as it is placed into the openning, this then holds the grille in place.

How to Order - Plenum Boxes

Type	Spigot Orientation	Insulation	Equalizing Grid	Damper	Finish
PB - Square Box	SE - Side Entry	0 - Unlined	EQ	FD - Spigot Damper	Galvanised
	TE - Top Entry	INS - Insulated		CD - Cord Damper	RAL 9010

Note: Standard finish is RAL 9010. Other RAL Colours or mill finish available.
e.g. 10 No PB-SE-INS-EQ-FD-Galvanised (Plenum Box, Side Entry, Insulated, Equalizing Grid, Spigot Damper, Galvanised Finish)
e.g. 25 No PB-TE-INS-FD-Galvanised (Plenum Box, Top Entry, Insulated, Spigot Damper, Galvanised Finish)



Data Performance

Size											
150 X 150	L/s	10	15	20	30	35	40	50	55	60	65
	Throw 0.25 - 0.5 m/s	0.6 - 0.3	0.8 - 0.4	1.1 - 0.6	1.7 - 0.8	2.0 - 1.0	2.2 - 1.1	2.8 - 1.4	3.1 - 1.5	3.4 - 1.7	3.6 - 1.8
	Pa	1	1	1	2	3	4	6	8	9	11
	NR	12	15	17	21	24	26	30	32	35	37
220 x 220	L/s	35	40	45	50	60	70	80	90	100	110
	Throw 0.25 - 0.5 m/s	1.5 - 0.7	1.7 - 0.8	1.9 - 0.9	2.1 - 1.1	2.5 - 1.3	2.9 - 1.5	3.4 - 1.7	3.8 - 1.9	4.2 - 2.1	4.6 - 2.3
	Pa	1	1	2	2	3	4	5	7	8	10
	NR	17	18	19	21	23	26	28	31	33	36
250 X 250	L/s	60	70	80	90	100	110	120	140	160	170
	Throw 0.25 - 0.5 m/s	2.0 - 1.0	2.4 - 1.2	2.7 - 1.3	3.0 - 1.5	3.4 - 1.7	3.7 - 1.8	4.0 - 2.0	4.7 - 2.4	5.4 - 2.7	5.7 - 2.9
	Pa	1	2	2	3	3	4	5	7	9	10
	NR	18	19	21	22	24	26	27	30	34	35
300 X 300	L/s	100	110	120	140	160	180	190	210	230	250
	Throw 0.25 - 0.5 m/s	2.8 - 1.4	3.1 - 1.5	3.4 - 1.7	3.9 - 2.0	4.5 - 2.2	5.0 - 2.5	5.3 - 2.7	5.9 - 2.9	6.4 - 3.2	7.0 - 3.5
	Pa	2	2	2	3	4	5	6	7	8	10
	NR	19	20	21	24	26	28	29	31	34	36
400 X 400	L/s	250	270	290	310	330	350	370	390	410	430
	Throw 0.25 - 0.5 m/s	5.3 - 2.6	5.7 - 2.8	6.1 - 3.0	6.5 - 3.3	6.9 - 3.5	7.4 - 3.7	7.8 - 3.9	8.2 - 4.1	8.6 - 4.3	9.0 - 4.5
	Pa	3	4	4	5	6	6	7	8	9	9
	NR	24	25	26	27	29	30	31	32	34	35
450 X 450	L/s	350	375	400	425	450	470	490	510	530	550
	Throw 0.25 - 0.5 m/s	6.5 - 3.3	7.0 - 3.5	7.5 - 3.7	7.9 - 4.0	8.4 - 4.2	8.8 - 4.4	9.1 - 4.6	9.5 - 4.8	9.9 - 4.9	10.3 - 5.1
	Pa	4	4	5	6	6	7	8	8	9	10
	NR	25	27	28	29	30	31	32	33	34	35

500 X 500	L/s	400	425	450	475	500	525	550	600	650	680
	Throw 0.25 - 0.5 m/s	6.7 - 3.4	7.1 - 3.6	7.6 - 3.8	8.0 - 4.0	8.4 - 4.2	8.8 - 4.4	9.2 - 4.6	10.1 - 5.0	10.9 - 5.5	11.4 - 5.7
	Pa	3	4	4	5	5	6	6	7	9	10
	NR	24	25	26	27	28	29	30	32	34	35
550 X 550	L/s	500	525	550	575	600	625	650	700	750	800
	Throw 0.25 - 0.5 m/s	7.6 - 3.8	8.0 - 4.0	8.4 - 4.2	8.8 - 4.4	9.2 - 4.6	9.5 - 4.8	9.9 - 5.0	10.7 - 5.3	11.5 - 5.7	12.2 - 6.1
	Pa	4	4	4	5	5	6	6	7	8	9
	NR	25	25	26	27	28	29	29	31	33	34
600 X 600	L/s	500	525	550	575	600	625	650	700	750	800
	Throw 0.25 - 0.5 m/s	7.6 - 3.8	8.0 - 4.0	8.4 - 4.2	8.8 - 4.4	9.2 - 4.6	9.5 - 4.8	9.9 - 5.0	10.7 - 5.3	11.5 - 5.7	12.2 - 6.1
	Pa	4	4	4	5	5	6	6	7	8	9
	NR	25	25	26	27	28	29	29	31	33	34
600 X 400	L/s	350	375	400	425	450	470	490	510	530	550
	Throw 0.25 - 0.5 m/s	6.0 - 3.0	6.4 - 3.2	6.9 - 3.4	7.3 - 3.6	7.7 - 3.9	8.1 - 4.0	8.4 - 4.2	8.7 - 4.4	9.1 - 4.5	9.4 - 4.7
	Pa	3	3	4	4	5	5	5	6	6	7
	NR	23	24	25	26	27	28	28	29	30	31
700 X 400	L/s	400	425	450	475	500	525	550	600	650	680
	Throw 0.25 - 0.5 m/s	6.3 - 3.2	6.7 - 3.4	7.1 - 3.6	7.5 - 3.8	7.9 - 4.0	8.3 - 4.2	8.7 - 4.4	9.5 - 4.8	10.3 - 5.2	10.8 - 5.4
	Pa	3	3	3	4	4	5	5	6	7	8
	NR	22	23	24	25	26	27	28	29	31	32

800 X 400	L/s	700	725	750	775	800	825	850	875	900	950
	Throw 0.25 - 0.5 m/s	10.4 - 5.2	10.8 - 5.4	11.1 - 5.6	11.5 - 5.8	11.9 - 5.9	12.3 - 6.1	12.6 - 6.3	13.0 - 6.5	13.4 - 6.7	14.1 - 7.1
	Pa	6	7	7	8	8	9	9	10	10	11
	NR	30	31	31	32	33	34	35	35	36	38

1200 x 600	L/s	1100	1200	1300	1400	1500	1600	1700	1800	1900	2000
	Throw 0.25 - 0.5 m/s	10.9 - 5.4	11.9 - 5.9	12.9 - 6.4	13.9 - 6.9	14.8 - 7.4	16.8 - 7.9	16. 8 - 8.4	17.8 - 8.9	18.8 - 9.4	19.8 - 9.9
	Pa	3	4	4	5	6	6	7	8	9	10
	NR	23	25	26	27	29	30	32	33	34	36

Please contact our Sales Office for selection guidance:

3-4 Torridge Close,
Telford Way Industrial Estate,
Kettering, Northants, NN16 8PY

P 01536 519 922

E sales@polyaire.co.uk