



IPIK DOOR CONSTRUCTION

PBC5

EDGES & STILES

Lock & Hinge edges are 1 3/8 inches wide laminated wood and composite components. Exposed edge compatible with face veneer. No finger joints used on exposed edges.

CROSSBANDS

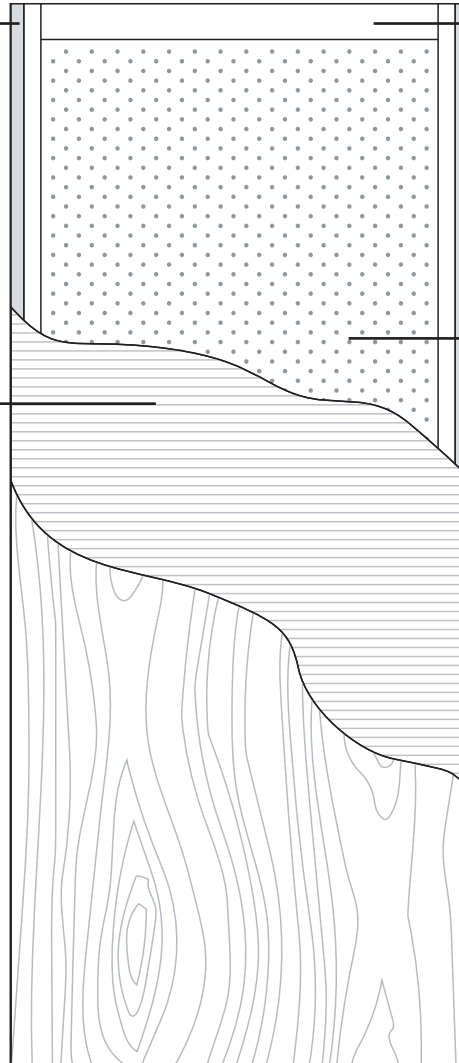
1/11 inch composite banding is laminated to the core assembly.

ADHESIVES

Type 1 Waterproof Glue is used at every joint in the door assembly.

BLOCKING

Additional internal Blocking may be specified to accomodate special hardware needs.



RAILS

1 3/4 inch top and bottom rails are 50% wider than required by industry standards. This provides greater fitting allowances to meet job site consitions.

PARTICLE BOARD CORE

30# density. Stiles and rails bonded to the core, sanded, then abrasively planed to a smooth stable assembly.

FACES

WOOD VENEERS

"A" grade matched and graded according to Architectural Woodwork Institute Quality Standards (200-5-9)

MEDIUM DENSITY OVERLAY (MDO)

Used on paint grade doors to eliminate wood grain show-through. This super smooth surface is far superior for painted doors.

LAMINATE PLASTIC

Manufacturers standard postform laminate facing.

Distributed by





IPIK DOOR CONSTRUCTION

FD5

EDGES & STILES

Lock & Hinge edges are 1 3/8 inches wide laminated wood and composite components. Exposed edge compatible with face veneer. No finger joints used on exposed edges.

CROSSBANDS

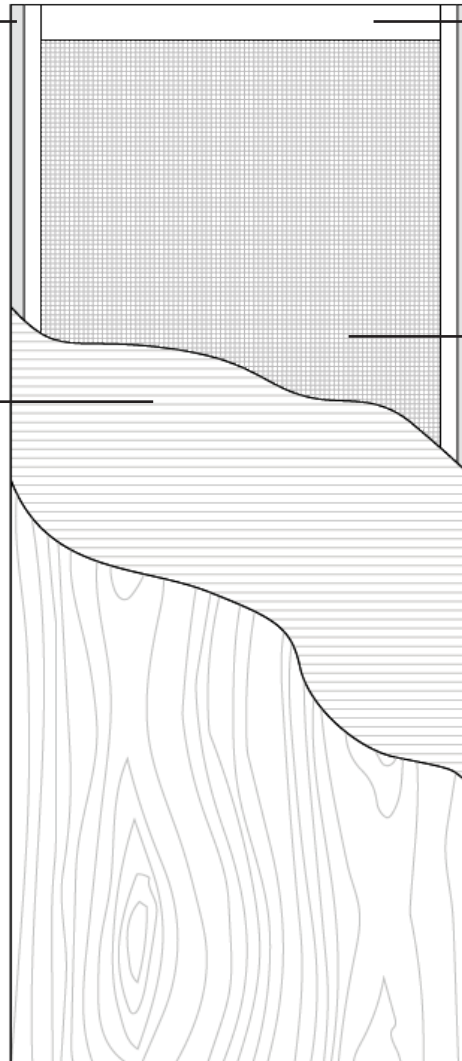
1/11 inch composite banding is laminated to the core assembly.

ADHESIVES

Crossbands and faces are glued with Type 1 Waterproof Glue.

BLOCKING

Additional internal Blocking may be specified to accommodate special hardware needs.



RAILS

Laminated composite materials as required for fire rating.

FIRE RATED CORE

Composite material core to meet specific fire rating.

FACES

WOOD VENEERS

"A" grade matched and graded according to Architectural Woodwork Institute Quality Standards (200-5-9)

MEDIUM DENSITY OVERLAY (MDO)

Used on paint grade doors to eliminate wood grain show-through. This super smooth surface is far superior for painted doors.

LAMINATE PLASTIC

Manufacturers standard postform laminate facing.

Distributed by





IPIK DOOR CONSTRUCTION

SLC5

EDGES & STILES

Lock & Hinge edges are 1 3/8 inches wide laminated wood and composite components. Exposed edge compatible with face veneer. No finger joints used on exposed edges.

CROSSBANDS


1/11 inch composite banding is laminated to the core assembly.

ADHESIVES

Crossbands and faces are glued with Type 1 Waterproof Glue.

BLOCKING

Additional internal Blocking may be specified to accommodate special hardware needs.



RAILS

1 3/4 inch top and bottom rails are 50% wider than required by industry standards. This provides greater fitting allowances to meet job site conditions.

STAVED LUMBER CORE

Low density wood blocks glued together with joints staggered in adjacent rows.

FACES

WOOD VENEERS

"A" grade matched and graded according to Architectural Woodwork Institute Quality Standards (200-5-9)

MEDIUM DENSITY OVERLAY (MDO)

Used on paint grade doors to eliminate wood grain show-through. This super smooth surface is far superior for painted doors.

LAMINATE PLASTIC

Manufacturers standard postform laminate facing.

Distributed by





IPIK DOOR CONSTRUCTION

SCL5

EDGES

Laminate wood and composite components having a compatible match to faces forming a minimum 1-1/4 inch wide stile.

CROSSBANDS


1/11 inch composite banding is laminated to the core assembly.

ADHESIVES

Type 1 Waterproof Glue is used at every joint in the door assembly.

BLOCKING

Additional internal Blocking may be specified to accomodate special hardware needs.



STRUCTURAL COMPOSITE LUMBER

Engineered composite materials.

FACES

WOOD VENEERS

"A" grade matched and graded according to Architectural Woodwork Institute Quality Standards (200-5-9)

MEDIUM DENSITY OVERLAY (MDO)

Used on paint grade doors to eliminate wood grain show-through. This super smooth surface is far superior for painted doors.

LAMINATE PLASTIC

Manufacturers standard postform laminate facing.

Distributed by

