

# Exponential Technologies Fund Fact Sheet

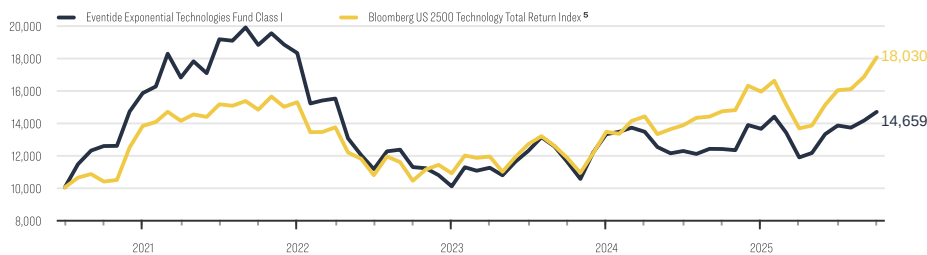
September 30, 2025

Class I: ETIEX | Class A: ETAEX | Class C: ETCEX | Class N: ETNEX

The Eventide Exponential Technologies Fund seeks to provide long-term capital appreciation by investing at least 80% of its net assets (under normal market conditions) in companies we believe are participating in and benefiting from technologies, innovations, technology themes, or technology trends.

Growth of \$10,000<sup>2 3 4</sup>

30 JUN 2020-30 SEP 2025



**This is a hypothetical illustration and is not intended to reflect the actual performance of any particular account. Future performance cannot be guaranteed and investment returns will fluctuate with market conditions.**

Trailing Returns<sup>4</sup> (%)

30 Sep 2025

Eventide Exponential Technologies Fund	YTD	3-mos	1-year	3-year <sup>6</sup>	5-year <sup>6</sup>	10-year <sup>6</sup>	Since Inception <sup>6</sup>	Inception Date
Class I	7.68	6.09	18.54	9.22	3.15	-	7.55	06/30/2020
Class A without load	7.53	6.09	18.21	8.96	2.93	-	7.31	06/30/2020
Class A with 5.75% load	1.35	0.00	11.39	6.84	1.71	-	6.11	06/30/2020
Class C	6.85	5.86	17.26	8.14	2.13	-	6.50	06/30/2020
Class N	7.52	6.09	18.29	9.01	2.94	-	7.33	06/30/2020
Benchmark								
Bloomberg US 2500 Technology Total Return Index <sup>5</sup>	13.34	12.73	22.69	20.10	11.73	-	11.88	06/30/2020

Calendar Year Returns<sup>3 4</sup> (%)

2021-2024

	2021	2022	2023	2024
Eventide Exponential Technologies Fund I	15.64	-44.98	31.96	2.52
Bloomberg US 2500 Technology Total Return Index <sup>5</sup>	10.66	-28.77	23.56	18.48

**Performance is historical and does not guarantee future results. Investment return and principal value will fluctuate with changing market conditions so that when redeemed, shares may be worth more or less than their original cost. Current performance may be lower or higher than the data quoted. Investors cannot directly invest in an index, and unmanaged index returns do not reflect any fees, expenses, or sales charges. The volatility of an index may be materially different than that of the Fund, and investors should not expect the Fund to achieve the same results as a listed index. This material must be read along with the Fund's prospectus, which may be obtained at [eventidefunds.com/prospectus](http://eventidefunds.com/prospectus). Performance data current to the most recent month-end may be obtained by calling 1-877-771-EVEN (3836).**

1. Does not include cash/money market funds/equivalents. Based on percentage of net assets. Holdings can change at any time, are subject to risks discussed in the Funds prospectus, and should not be considered investment advice.

2. This chart is for illustrative purposes and assumes that a \$10,000 investment was made on the Fund's inception date of 06/30/2020 and that all dividends and capital gains were reinvested. Hypothetical performance often shows markedly better results than actual management and should not be the basis for an investment decision. A variety of factors could impact investment decision making or otherwise cause differences between the hypothetical performance and actual investor returns.

3. Compares the Eventide Exponential Technologies Fund Class I's performance to index performance over the periods shown. Performance will differ for other fund classes, based upon fees and commissions.

4. The returns shown do not reflect the deduction of taxes that a shareholder would pay on fund distributions or on the redemption of fund shares. Because of ongoing market volatility, fund performance may be subject to substantial short-term changes.

5. The Bloomberg US 2500 Technology Total Return Index is a float market-cap-weighted equity benchmark derived from membership of the Bloomberg US 2500 Index.

6. Performance figures for periods greater than 1 year are annualized. Annualized since inception figures use an inception date of 06/30/2020.

## TOP HOLDINGS<sup>1</sup> (%)

**Xometry Inc (4.62%)** AI-enabled marketplace for on-demand manufacturing

**Flex Ltd (4.07%)** Designs, manufactures, and supplies technology-driven electronics and supply chain solutions

**Intuit Inc. (4.04%)** Develops and markets financial management software

**Toast Inc (3.92%)** Develops cloud software to equip restaurants to thrive

**ServiceNow Inc (3.17%)** Software for enterprises to manage and automate operational workflows

**Constellation Software Inc (3.12%)** Mission-critical software for small- and medium-sized businesses

**Axon Enterprise Inc (3.03%)** Provides technology and devices for law enforcement, including body cameras and TASERS

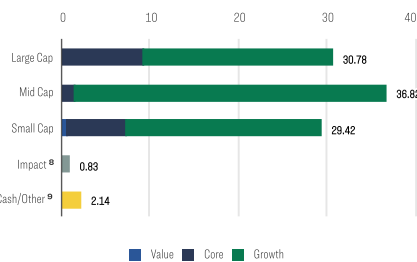
**Nutanix Inc (2.98%)** Cloud computing company that sells software for data centers and hybrid multi-cloud deployments

**CyberArk Software Ltd (2.76%)** Global leader in Identity Security, centered on intelligent privilege controls

**Credo (2.76%)** High-speed connectivity solutions provider for data infrastructure markets

OVERVIEW								30 Sep 2025
Fund	Nasdaq	Maximum Sales Charge	Management Fee <sup>2</sup>	Other Expenses <sup>3</sup>	12b-1 Fees	Expense Ratio <sup>4</sup>	Inception Date	
Class I	ETIEX	None	0.95%	0.39%	0.00%	1.34%	6/30/2020	
Class A	ETAEX	Front-End: 5.75% <sup>1</sup>	0.95%	0.39%	0.25%	1.59%	6/30/2020	
Class C	ETCEX	None <sup>1</sup>	0.95%	0.39%	1.00%	2.34%	6/30/2020	
Class N	ETNEX	None	0.95%	0.39%	0.20%	1.54%	6/30/2020	
Minimum Investment: \$100,000 (Class I <sup>5</sup> ), \$1,000 or \$100 with Automatic Investment Plan (Class A, C, N)								
Net Assets: \$92 million								

Portfolio Composition<sup>6 7</sup> (%) 30 Sep 2025

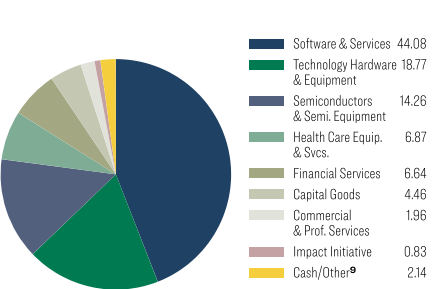


Equity market capitalization: \$138.4 billion average, \$20.5 billion median  
Number of Holdings: 53  
Annual Turnover Range<sup>10</sup>: 70%-126% (2023-2025)

Market Risk<sup>6 11 12</sup>

	Standard Deviation		Beta		Alpha(%)		R-Squared(%)	
	3-yr	Inception	3-yr	Inception	3-yr	Inception	3-yr	Inception
Eventide Exponential Technologies I	21.91	25.41	0.96	1.02	-8.69	-3.42	81.30	78.86
Bloomberg US 2500 Technology Total Return Index	20.64	22.16	1.00	1.00	-	-	100.00	100.00

Industry Group Allocation<sup>7</sup> (%) 30 Sep 2025



MANAGERS<sup>13</sup>



**Finny Kuruvilla, MD, PhD** serves as Co-Chief Investment Officer and Senior Portfolio Manager for Eventide. He serves as the Lead Portfolio Manager for the Eventide Gilead Fund, the Eventide

Healthcare & Life Sciences Fund, and the Eventide Exponential Technologies Fund. He also is a Managing Director for Eventide Ventures, as well as a Founding Member of Eventide. Dr. Kuruvilla has a background in healthcare, statistics, and investing. Concurrent with his early years at Eventide, he was a Principal at Clarus Ventures, a healthcare and life sciences venture capital firm subsequently acquired by Blackstone. Earlier in his career, Dr. Kuruvilla was a postdoctoral research fellow at the Broad Institute of Harvard and MIT, where he led the development of a new microarray between the Broad Institute and a publicly-traded company Affymetrix. Prior to his investing career, Dr. Kuruvilla was resident, chief resident, and fellow at the Brigham and Women's Hospital and Boston Children's Hospital, where he cared for adult and pediatric patients suffering from a variety of hematologic, oncologic, and autoimmune disorders. Subsequently, he was a research fellow at MIT where he designed and implemented statistical algorithms involving logistic regression and pseudo-Bayesian expectation maximization. Dr. Kuruvilla holds an MD from Harvard Medical School, a PhD in Chemistry and Chemical Biology from Harvard University, an SM in Electrical Engineering and Computer Science from MIT, and a BS in Chemistry from Caltech.



**Darric White** serves as Co-Portfolio Manager and Senior Research Analyst for Eventide's Technology Strategy. He is responsible for evaluating, monitoring, and portfolio management of new and existing investment opportunities in the portfolios. Prior to joining Eventide in 2024, Mr. White was a Senior Research Analyst at JAT Capital, primarily covering the software sector. Prior to that position, he was an Analyst at Shellback Capital. Mr. White holds a B.A. in Political Science from Middlebury College.

Eventide Asset Management, LLC  
One International Place, Suite 4210  
Boston, MA 02110  
877-771-EVEN (3836)  
WWW.EVENTIDEINVESTMENTS.COM

**Mutual funds involve risk including the possible loss of principal. Past performance does not guarantee future results.** The Fund typically invests at least 80% of its net assets in companies that the Adviser believes are participating in and benefiting from technologies, innovations, technology themes, or technology trends which can include information technology, e-commerce discretionary, internet media and services, healthcare technology, healthcare devices, or transaction & payment processing services industries. The term "exponential" means the potential for accelerated advancements in underlying technologies that can positively impact capabilities and development cycles of a company's products and services. Not every company in the Fund's portfolio will experience exponential growth, and the Fund is not expected to deliver exponential returns. The Fund's ethical values screening criteria could cause it to under-perform similar funds that do not have such screening criteria. The Fund can invest in smaller-sized companies which may experience higher failure rates

than larger companies and normally have a lower trading volume than larger companies. The Fund may experience higher volatility than the general market due to being concentrated in the technology industries. Companies in the technology industries have different risks including but not limited to products becoming obsolete, and entrance of competing products. Communications companies may underperform due to legislative or increased competition. Internet and Direct Marketing Retail companies may underperform due to legislative or increased government supervision. Healthcare Technology and Devices Companies may be heavily dependent on clinical trials with uncertain outcomes and decisions made by the governments and regulatory authorities. Further, these companies are dependent on patent protection. The Fund has non-diversification risk as a high percentage of Fund assets may be invested in a limited number of companies. The Fund can have risk related to option investing. There are special risks associated with investments in foreign companies including exposure

to currency fluctuations, less efficient trading markets, political instability and differing auditing and legal standards. The Fund can invest in private companies. Private investments include various risks including but not limited to lack of liquidity, capital commitment risk, and valuation risk. Private companies may not be financially profitable and have uncertain futures, subjecting them to additional risks. **This information is for use with concurrent or prior delivery of a fund prospectus, which can be obtained at <https://www.eventidefunds.com/prospectus> or by calling 1-877-771-EVEN (3836). Investors should consider a fund's investment objectives, risks, charges and expenses carefully before investing or sending money. Eventide Mutual Funds are distributed by Northern Lights Distributors, LLC, Member FINRA/SIPC, which is not affiliated with Eventide Asset Management, LLC.**