

Eventide Balanced Fund

Class I (ETIMX)

Annual Shareholder Report - June 30, 2025



Fund Overview

This annual shareholder report contains important information about Eventide Balanced Fund for the period of July 1, 2024 to June 30, 2025. **You can find additional information about the Fund at <https://www.eventidefunds.com>. You can also request this information by contacting us at 1-877-771-3836. This report describes changes to the Fund that occurred during the reporting period.**

What were the Fund’s costs for the last year?

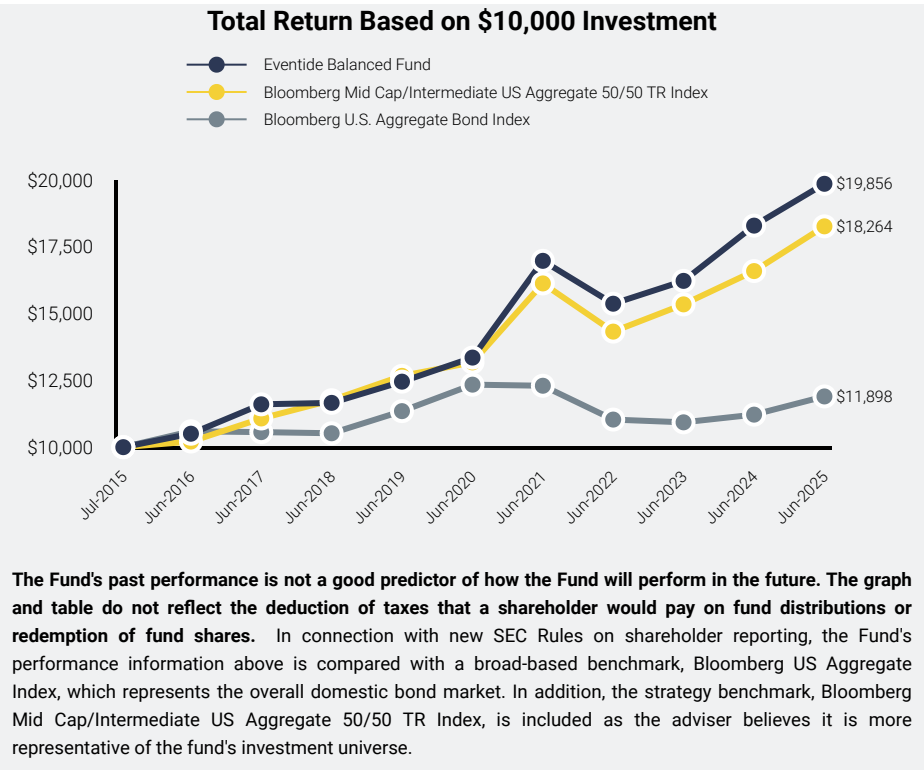
(based on a hypothetical \$10,000 investment)

Class Name	Costs of a \$10,000 investment	Costs paid as a percentage of a \$10,000 investment
Class I	\$86	0.82%

How did the Fund perform during the reporting period?

The Fund’s equity positions and fixed income positions outperformed its broad based benchmark. The Fund’s equity positions, which are focused on high-quality dividend growth companies, outperformed fixed income during the reporting period. The Fund’s fixed income positions outperformed its benchmark also due to the strength of corporate bonds versus treasuries from an allocation and selection perspective. Our focus remains on resilient growth, strong financials, idiosyncratic risk, and the overarching theme of human flourishing. Our experience underpins our confidence that these high-quality dividend growth companies, within this balanced equity and fixed income strategy, will continue to serve their customers, stakeholders, and shareholders effectively. Visit <https://www.eventidefunds.com> for more recent performance information.

How has the Fund performed since inception?

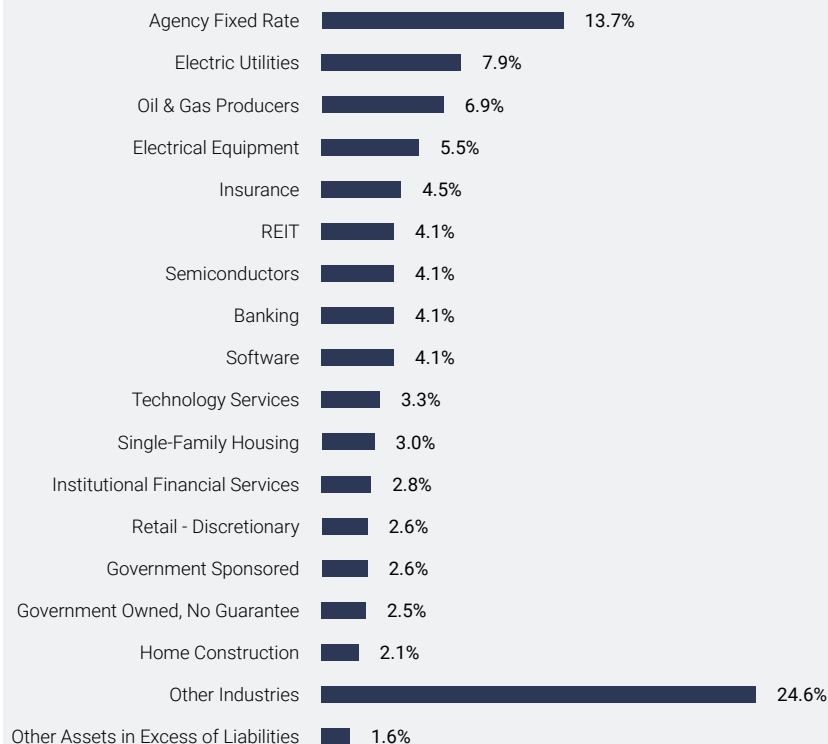


Fund Statistics	
Net Assets	\$387,042,435
Number of Portfolio Holdings	155
Advisory Fee (net of waivers)	\$2,330,394
Portfolio Turnover	55%

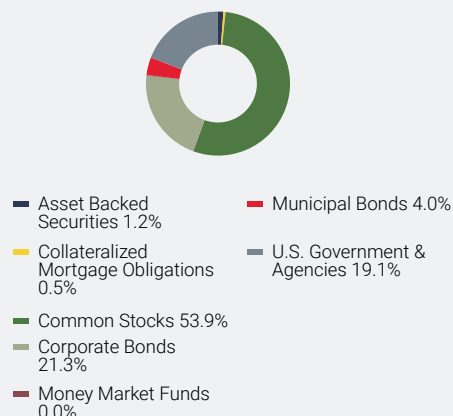
Average Annual Total Returns		Since Inception (7/15/2015)		
	1 Year	5 Years		
Eventide Balanced Fund - Class I	8.55%	8.26%	7.13%	
Bloomberg Mid Cap/Intermediate US Aggregate 50/50 TR Index	10.09%	6.76%	6.23%	
Bloomberg U.S. Aggregate Bond Index	6.08%	-0.73%	1.76%	

What did the Fund invest in?

Industry Weighting (% of net assets)



Asset Weighting (% of total investments)



Top 10 Holdings* (% of net assets)

Holding Name	% of Net Assets
Trane Technologies PLC	2.7%
Arthur J Gallagher & Company	2.4%
Williams Companies, Inc. (The)	1.9%
Nasdaq, Inc.	1.7%
Roper Technologies, Inc.	1.7%
nVent Electric PLC	1.6%
STERIS PLC	1.6%
Entergy Corporation	1.6%
Pentair PLC	1.5%
EastGroup Properties, Inc.	1.5%

* Does not include cash/money market funds/equivalents. Based on percentage of net assets. Holdings can change at any time, are subject to risks discussed in the Fund's prospectus, and should not be considered investment advice.

Material Fund Changes

This is a summary of certain changes to the Fund since July 1, 2024. For more complete information, you may review the Fund's next prospectus, which we expect to be available by November 1, 2025 at <https://www.eventidefunds.com/prospectus> or upon request at 1-877-771 EVEN (3836). A new sub-advisory agreement between Eventide Asset Management, LLC and Boyd Watterson Asset Management, LLC was entered on August 30, 2024 as a result of a change of control of Boyd Watterson Asset Management, LLC. There was no increase in fees paid by the Fund as a result of this new agreement. Thomas Hamel is Vice-President of the Trust as of November 18, 2024.



Eventide Balanced Fund - Class I (ETIMX)

Annual Shareholder Report - June 30, 2025

Where can I find additional information about the Fund?

Additional information is available on the Fund's website (<https://www.eventidefunds.com>), including its:

- Prospectus
- Financial information
- Holdings
- Proxy voting information



TSR-AR 063025-ETIMX