

Eventide Core Bond Fund

Class A (ETARX)

Annual Shareholder Report - June 30, 2024



Fund Overview

This annual shareholder report contains important information about Eventide Core Bond Fund for the period of July 1, 2023 to June 30, 2024. You can find additional information about the Fund at <https://www.eventidefunds.com>. You can also request this information by contacting us at 1-877-771-3836.

What were the Fund's costs for the last year?

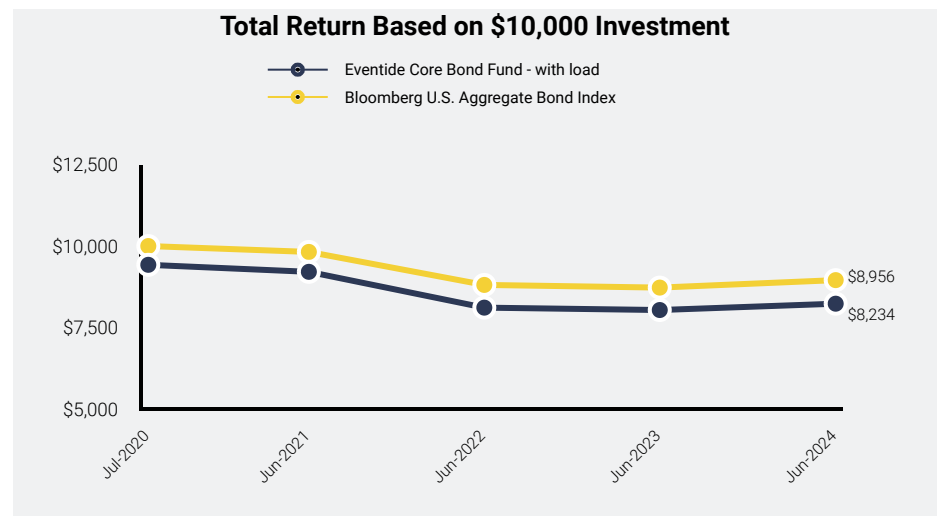
(based on a hypothetical \$10,000 investment)

Class Name	Costs of a \$10,000 investment	Costs paid as a percentage of a \$10,000 investment
Class A	\$83	0.83%

How did the Fund perform during the reporting period?

Performance of the Fund for the year was materially impacted by fluctuations of the yield curve and the performance of corporate bonds relative to treasuries. Corporate bonds outperformed treasuries for the year ended 6/30/24, which had a positive impact on the Fund's returns on an absolute and relative basis. However, this positive effect was offset by higher long-term rates as the yield curve flattened, resulting in slight underperformance of the Fund relative to the benchmark.

How has the Fund performed since inception?



The Fund's past performance is not a good predictor of how the Fund will perform in the future. The graph and table do not reflect the deduction of taxes that a shareholder would pay on fund distributions or redemption of fund shares. In connection with new SEC Rules on shareholder reporting, the Fund's performance information above is compared with a broad-based benchmark, Bloomberg US Aggregate Index, which represents the overall domestic bond market.

Fund Statistics

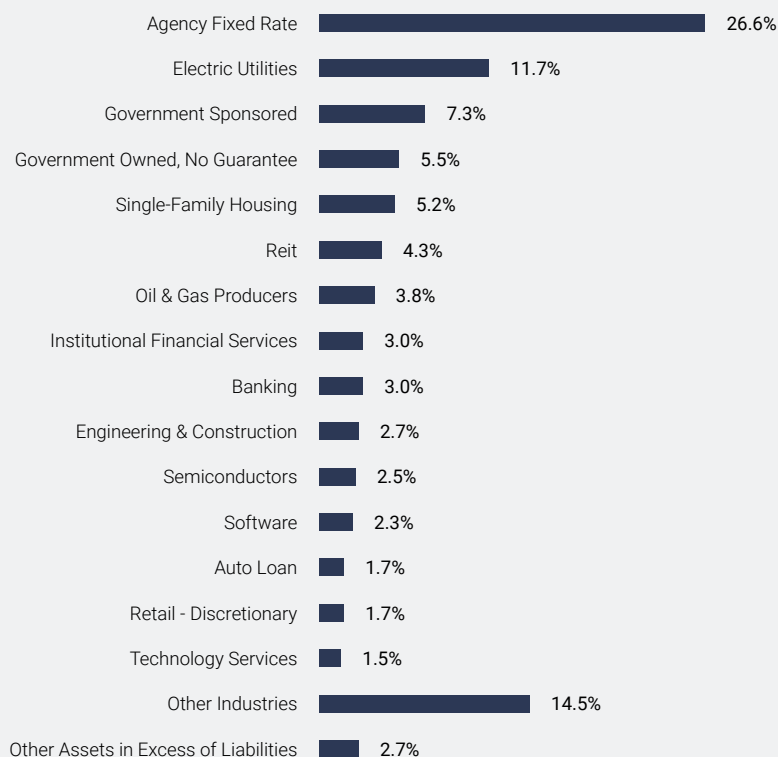
Net Assets	\$137,304,892
Number of Portfolio Holdings	95
Advisory Fee (net of waivers)	\$225,991
Portfolio Turnover	33%

Average Annual Total Returns

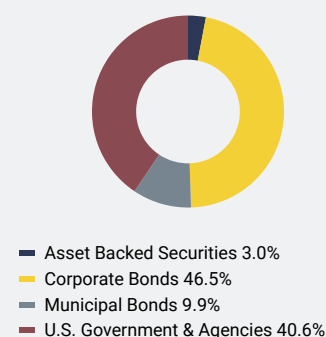
	1 Year	Since Inception (7/31/2020)
Eventide Core Bond Fund - Class A		
Without Load	2.42%	-3.39%
With Load	-3.48%	-4.84%
Bloomberg U.S. Aggregate Bond Index	2.63%	-2.78%

What did the Fund invest in?

Industry Weighting (% of net assets)



Asset Weighting (% of total investments)



Top 10 Holdings* (% of net assets)

Holding Name	% of Net Assets
JPMorgan Chase & Company, 6.070%, due 10/22/27	1.9%
Federal Home Loan Mortgage Corporation, 6.250%, due 07/15/32	1.8%
Federal National Mortgage Association, 6.250%, due 05/15/29	1.8%
Freddie Mac Pool, 4.500%, due 08/1/52	1.8%
Fannie Mae Pool, 2.000%, due 06/1/51	1.8%
Fannie Mae Pool, 5.500%, due 01/1/53	1.6%
Fannie Mae Pool, 4.500%, due 11/1/52	1.6%
Freddie Mac Pool, 5.000%, due 01/1/53	1.6%
Morgan Stanley, 0.864%, due 10/21/25	1.6%
Freddie Mac Pool, 3.500%, due 06/1/52	1.5%

* Does not include cash/money market funds/equivalents. Based on percentage of net assets. Holdings can change at any time, are subject to risks discussed in the Fund's prospectus, and should not be considered investment advice.

Material Fund Changes

No material changes occurred during the year ended June 30, 2024.



Eventide Core Bond Fund - Class A (ETARX)

Annual Shareholder Report - June 30, 2024

Where can I find additional information about the Fund?

Additional information is available on the Fund's website (<https://www.eventidefunds.com>), including its:

- Prospectus
- Financial information
- Holdings
- Proxy voting information

Eventide Core Bond Fund

Class C (ETCRX)

Annual Shareholder Report - June 30, 2024



Fund Overview

This annual shareholder report contains important information about Eventide Core Bond Fund for the period of July 1, 2023 to June 30, 2024. You can find additional information about the Fund at <https://www.eventidefunds.com>. You can also request this information by contacting us at 1-877-771-3836.

What were the Fund's costs for the last year?

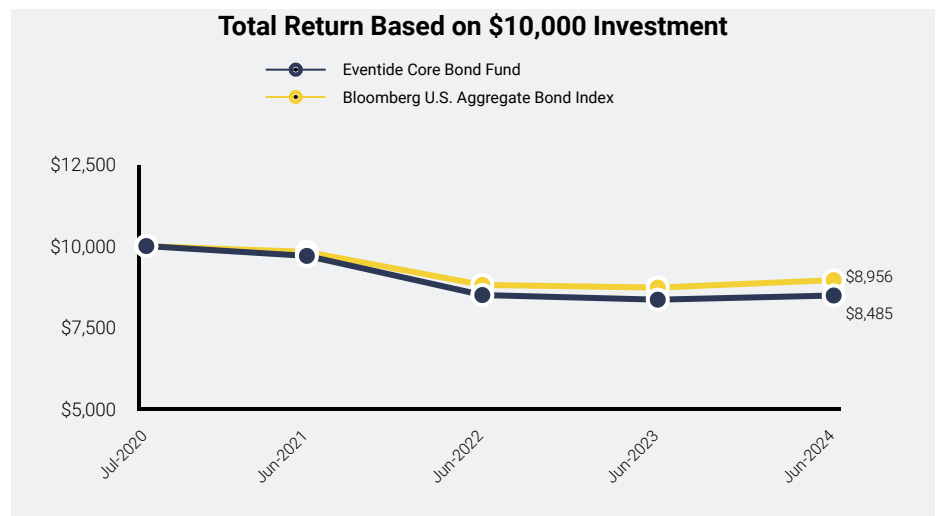
(based on a hypothetical \$10,000 investment)

Class Name	Costs of a \$10,000 investment	Costs paid as a percentage of a \$10,000 investment
Class C	\$158	1.58%

How did the Fund perform during the reporting period?

Performance of the Fund for the year was materially impacted by fluctuations of the yield curve and the performance of corporate bonds relative to treasuries. Corporate bonds outperformed treasuries for the year ended 6/30/24, which had a positive impact on the Fund's returns on an absolute and relative basis. However, this positive effect was offset by higher long-term rates as the yield curve flattened, resulting in slight underperformance of the Fund relative to the benchmark.

How has the Fund performed since inception?



The Fund's past performance is not a good predictor of how the Fund will perform in the future. The graph and table do not reflect the deduction of taxes that a shareholder would pay on fund distributions or redemption of fund shares. In connection with new SEC Rules on shareholder reporting, the Fund's performance information above is compared with a broad-based benchmark, Bloomberg US Aggregate Index, which represents the overall domestic bond market.

Fund Statistics

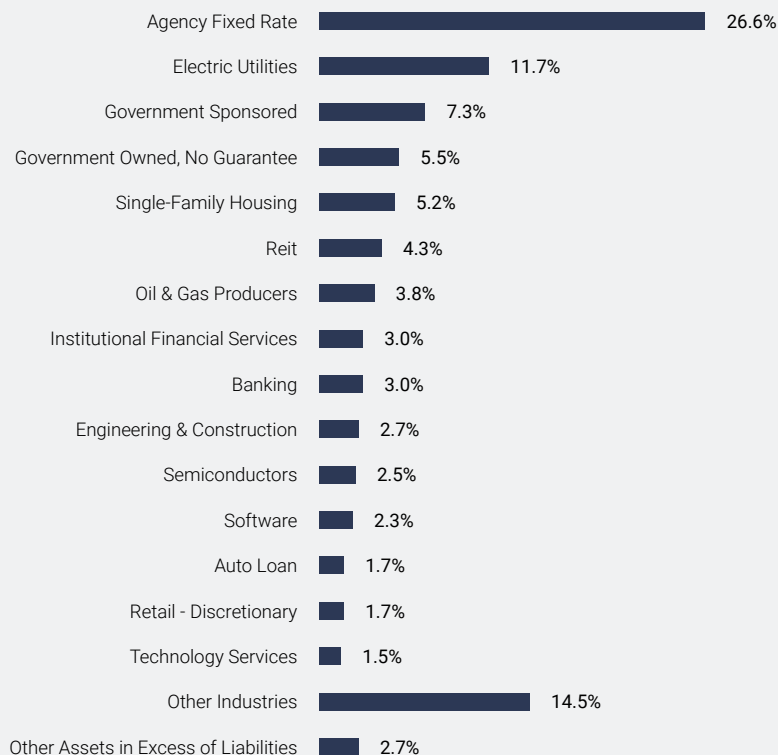
Net Assets	\$137,304,892
Number of Portfolio Holdings	95
Advisory Fee (net of waivers)	\$225,991
Portfolio Turnover	33%

Average Annual Total Returns

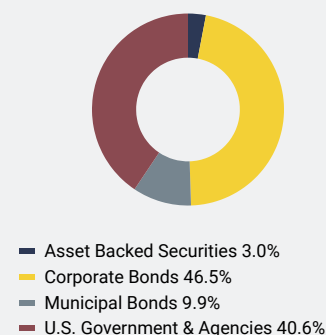
	1 Year	Since Inception (7/31/2020)
Eventide Core Bond Fund - Class C	1.53%	-4.11%
Bloomberg U.S. Aggregate Bond Index	2.63%	-2.78%

What did the Fund invest in?

Industry Weighting (% of net assets)



Asset Weighting (% of total investments)



Top 10 Holdings* (% of net assets)

Holding Name	% of Net Assets
JPMorgan Chase & Company, 6.070%, due 10/22/27	1.9%
Federal Home Loan Mortgage Corporation, 6.250%, due 07/15/32	1.8%
Federal National Mortgage Association, 6.250%, due 05/15/29	1.8%
Freddie Mac Pool, 4.500%, due 08/1/52	1.8%
Fannie Mae Pool, 2.000%, due 06/1/51	1.8%
Fannie Mae Pool, 5.500%, due 01/1/53	1.6%
Fannie Mae Pool, 4.500%, due 11/1/52	1.6%
Freddie Mac Pool, 5.000%, due 01/1/53	1.6%
Morgan Stanley, 0.864%, due 10/21/25	1.6%
Freddie Mac Pool, 3.500%, due 06/1/52	1.5%

* Does not include cash/money market funds/equivalents. Based on percentage of net assets. Holdings can change at any time, are subject to risks discussed in the Fund's prospectus, and should not be considered investment advice.

Material Fund Changes

No material changes occurred during the year ended June 30, 2024.



Eventide Core Bond Fund - Class C (ETCRX)

Annual Shareholder Report - June 30, 2024

Where can I find additional information about the Fund?

Additional information is available on the Fund's website (<https://www.eventidefunds.com>), including its:

- Prospectus
- Financial information
- Holdings
- Proxy voting information

Eventide Core Bond Fund

Class I (ETIRX)

Annual Shareholder Report - June 30, 2024



Fund Overview

This annual shareholder report contains important information about Eventide Core Bond Fund for the period of July 1, 2023 to June 30, 2024. You can find additional information about the Fund at <https://www.eventidefunds.com>. You can also request this information by contacting us at 1-877-771-3836.

What were the Fund's costs for the last year?

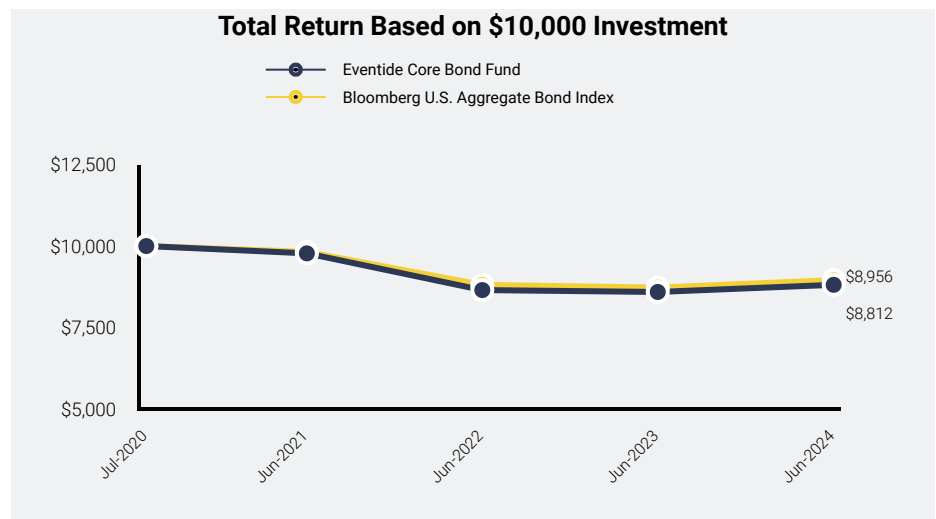
(based on a hypothetical \$10,000 investment)

Class Name	Costs of a \$10,000 investment	Costs paid as a percentage of a \$10,000 investment
Class I	\$58	0.58%

How did the Fund perform during the reporting period?

Performance of the Fund for the year was materially impacted by fluctuations of the yield curve and the performance of corporate bonds relative to treasuries. Corporate bonds outperformed treasuries for the year ended 6/30/24, which had a positive impact on the Fund's returns on an absolute and relative basis. However, this positive effect was offset by higher long-term rates as the yield curve flattened, resulting in slight underperformance of the Fund relative to the benchmark.

How has the Fund performed since inception?



The Fund's past performance is not a good predictor of how the Fund will perform in the future. The graph and table do not reflect the deduction of taxes that a shareholder would pay on fund distributions or redemption of fund shares. In connection with new SEC Rules on shareholder reporting, the Fund's performance information above is compared with a broad-based benchmark, Bloomberg US Aggregate Index, which represents the overall domestic bond market.

Fund Statistics

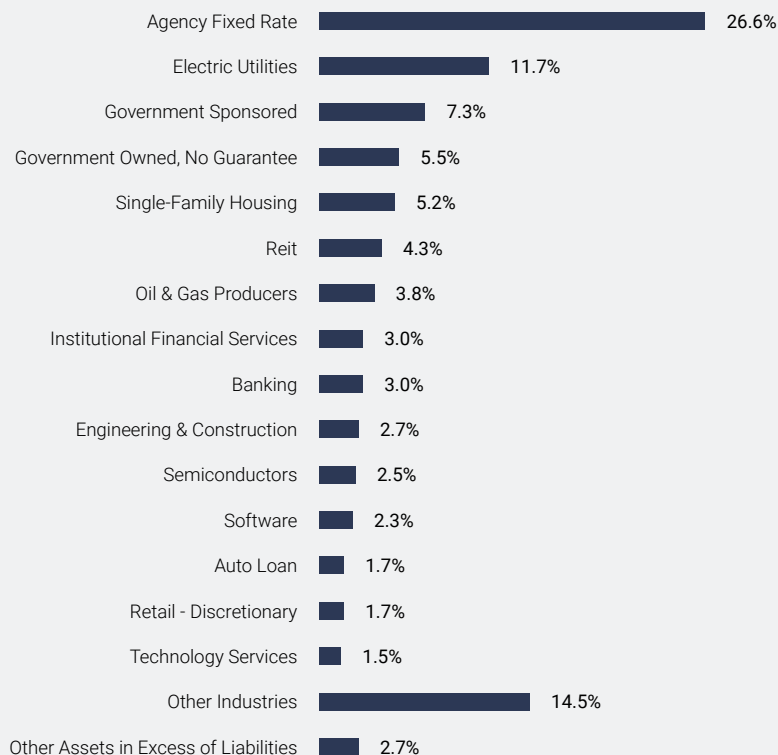
Net Assets	\$137,304,892
Number of Portfolio Holdings	95
Advisory Fee (net of waivers)	\$225,991
Portfolio Turnover	33%

Average Annual Total Returns

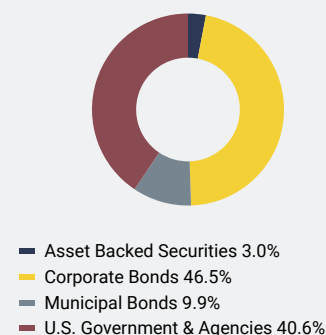
	1 Year	Since Inception (7/31/2020)
Eventide Core Bond Fund - Class I	2.54%	-3.18%
Bloomberg U.S. Aggregate Bond Index	2.63%	-2.78%

What did the Fund invest in?

Industry Weighting (% of net assets)



Asset Weighting (% of total investments)



Top 10 Holdings* (% of net assets)

Holding Name	% of Net Assets
JPMorgan Chase & Company, 6.070%, due 10/22/27	1.9%
Federal Home Loan Mortgage Corporation, 6.250%, due 07/15/32	1.8%
Federal National Mortgage Association, 6.250%, due 05/15/29	1.8%
Freddie Mac Pool, 4.500%, due 08/1/52	1.8%
Fannie Mae Pool, 2.000%, due 06/1/51	1.8%
Fannie Mae Pool, 5.500%, due 01/1/53	1.6%
Fannie Mae Pool, 4.500%, due 11/1/52	1.6%
Freddie Mac Pool, 5.000%, due 01/1/53	1.6%
Morgan Stanley, 0.864%, due 10/21/25	1.6%
Freddie Mac Pool, 3.500%, due 06/1/52	1.5%

* Does not include cash/money market funds/equivalents. Based on percentage of net assets. Holdings can change at any time, are subject to risks discussed in the Fund's prospectus, and should not be considered investment advice.

Material Fund Changes

No material changes occurred during the year ended June 30, 2024.



Eventide Core Bond Fund - Class I (ETIRX)

Annual Shareholder Report - June 30, 2024

Where can I find additional information about the Fund?

Additional information is available on the Fund's website (<https://www.eventidefunds.com>), including its:

- Prospectus
- Financial information
- Holdings
- Proxy voting information

Eventide Core Bond Fund

Class N (ETNRX)

Annual Shareholder Report - June 30, 2024



Fund Overview

This annual shareholder report contains important information about Eventide Core Bond Fund for the period of July 1, 2023 to June 30, 2024. You can find additional information about the Fund at <https://www.eventidefunds.com>. You can also request this information by contacting us at 1-877-771-3836.

What were the Fund's costs for the last year?

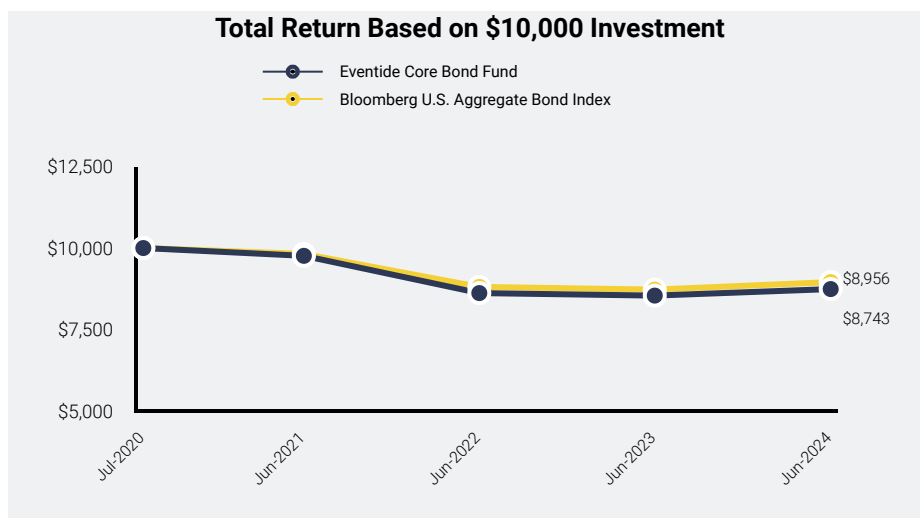
(based on a hypothetical \$10,000 investment)

Class Name	Costs of a \$10,000 investment	Costs paid as a percentage of a \$10,000 investment
Class N	\$78	0.78%

How did the Fund perform during the reporting period?

Performance of the Fund for the year was materially impacted by fluctuations of the yield curve and the performance of corporate bonds relative to treasuries. Corporate bonds outperformed treasuries for the year ended 6/30/24, which had a positive impact on the Fund's returns on an absolute and relative basis. However, this positive effect was offset by higher long-term rates as the yield curve flattened, resulting in slight underperformance of the Fund relative to the benchmark.

How has the Fund performed since inception?



The Fund's past performance is not a good predictor of how the Fund will perform in the future. The graph and table do not reflect the deduction of taxes that a shareholder would pay on fund distributions or redemption of fund shares. In connection with new SEC Rules on shareholder reporting, the Fund's performance information above is compared with a broad-based benchmark, Bloomberg US Aggregate Index, which represents the overall domestic bond market.

Fund Statistics

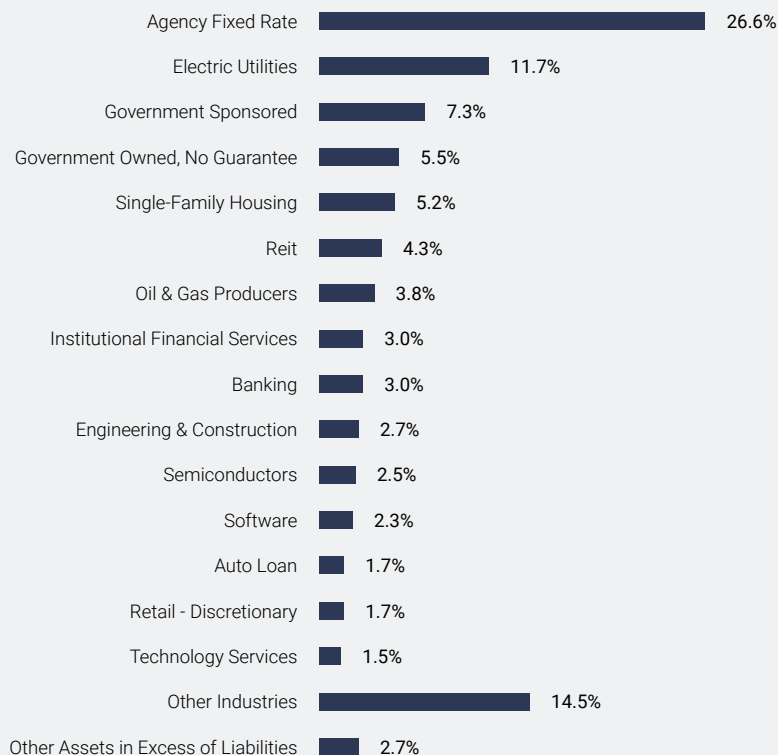
Net Assets	\$137,304,892
Number of Portfolio Holdings	95
Advisory Fee (net of waivers)	\$225,991
Portfolio Turnover	33%

Average Annual Total Returns

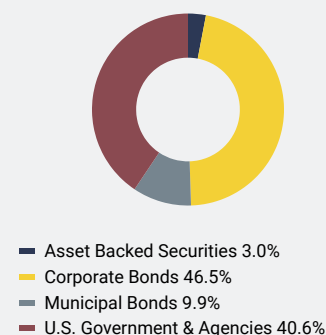
	1 Year	Since Inception (7/31/2020)
Eventide Core Bond Fund - Class N	2.34%	-3.37%
Bloomberg U.S. Aggregate Bond Index	2.63%	-2.78%

What did the Fund invest in?

Industry Weighting (% of net assets)



Asset Weighting (% of total investments)



Top 10 Holdings* (% of net assets)

Holding Name	% of Net Assets
JPMorgan Chase & Company, 6.070%, due 10/22/27	1.9%
Federal Home Loan Mortgage Corporation, 6.250%, due 07/15/32	1.8%
Federal National Mortgage Association, 6.250%, due 05/15/29	1.8%
Freddie Mac Pool, 4.500%, due 08/1/52	1.8%
Fannie Mae Pool, 2.000%, due 06/1/51	1.8%
Fannie Mae Pool, 5.500%, due 01/1/53	1.6%
Fannie Mae Pool, 4.500%, due 11/1/52	1.6%
Freddie Mac Pool, 5.000%, due 01/1/53	1.6%
Morgan Stanley, 0.864%, due 10/21/25	1.6%
Freddie Mac Pool, 3.500%, due 06/1/52	1.5%

* Does not include cash/money market funds/equivalents. Based on percentage of net assets. Holdings can change at any time, are subject to risks discussed in the Fund's prospectus, and should not be considered investment advice.

Material Fund Changes

No material changes occurred during the year ended June 30, 2024.



Eventide Core Bond Fund - Class N (ETNRX)

Annual Shareholder Report - June 30, 2024

Where can I find additional information about the Fund?

Additional information is available on the Fund's website (<https://www.eventidefunds.com>), including its:

- Prospectus
- Financial information
- Holdings
- Proxy voting information