

# Eventide Limited-Term Bond Fund

Q2 2026 Presentation

**Founded:** 2008

**Headquarters:** Boston, MA

**Vision:**

**To serve individuals, financial advisors, and institutions by offering high performance investments that create compelling value for the global common good.**

**Funds:**

- Eventide Gilead Fund
- Eventide Healthcare & Life Sciences Fund
- Eventide Exponential Technologies Fund
- Eventide Large Cap Focus Fund
- Eventide Balanced Fund
- Eventide Dividend Growth Fund
- Eventide Core Bond Fund
- Eventide Limited-Term Bond Fund

**AUM:**

**\$7.1B in net assets under management<sup>1</sup>**

There is no guarantee that the Adviser will meet its objectives.

1. Data is as of March 31, 2026, exclusive of Eventide Ventures products.

# Eventide Limited-Term Bond Fund

## Fund Objective

Seeks to provide income through limited-term bonds.

A: ETABX | C: ETCBX | I: ETIBX | N: ETNBX

## About the Fund

An income fund investing in short- and medium-duration bonds.

## Benchmarks

Bloomberg 1-5 Year Government/Credit Index

Bloomberg U.S. Aggregate Bond Index

## Morningstar Category

US Fund Short-Term Bond

## Lipper Category

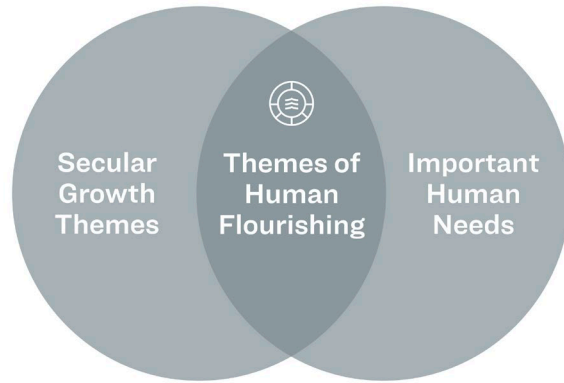
Flexible Income

## Total Net Assets

\$213M

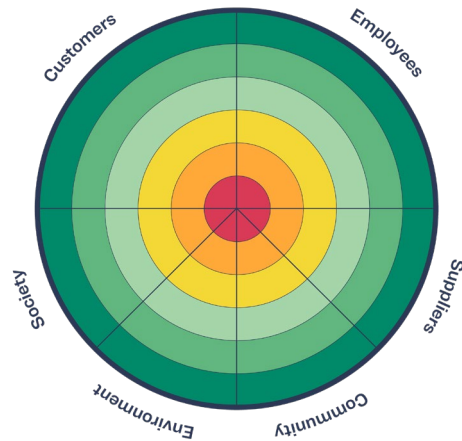
As of March 31, 2026. The Bloomberg 1-5 Year Government/Credit Index includes investment-grade, U.S. dollar-denominated, fixed-rate treasuries, government-related and corporate securities that have a remaining maturity of greater than or equal to one year and less than five years. The Bloomberg U.S. Aggregate Bond Index is a broad based benchmark that measures the investment-grade, U.S. dollar-denominated, fixed-rate taxable bond market. This includes Treasuries, government-related and corporate securities, mortgage backed securities, asset-backed securities and collateralized mortgage-backed securities. Investors cannot directly invest in an index, and unmanaged index returns do not reflect any fees, expenses, or sales charges. The volatility of an index may be materially different than that of the Fund, and investors should not expect the Fund to achieve the same results as a listed index.

# Eventide Distinctives



## Themes of Human Flourishing

**Seeking to invest in companies positioned to participate in long-term secular investment themes that serve important human needs.**



## Creating Compelling Value for Society and the Global Common Good

**Focused on identifying and investing in companies capable of increasing profitability and growth by serving well the needs of customers, employees, suppliers, communities, the environment, and society.**

For informational purposes only. There is no guarantee that the Adviser's approach will produce the desired results. All investments involve risks, including the possible loss of principal. We refer to long-term secular investment themes as those that tend to be persistent through market conditions.

# Fund Distinctives

---

## Limited Duration

**Seeks high quality and investment grade approach to short-duration bonds.**

## Income Focused

**Seeks to build a portfolio that has a yield advantage over its benchmark.**

## Lower Volatility

**Limited-term providing lower volatility and diversification from equities.**

The portfolio manager's views may prove to be incorrect. There is no guarantee that the Adviser's approach will produce the desired results. All investments involve risks, including the possible loss of principal.

# Portfolio Management



## **Chris Grogan, CFA** Portfolio Manager, Director of Asset Allocation Services

Chris Grogan, CFA, serves as Director of Asset Allocation Services, Co-Portfolio Manager for Eventide's systematic US Equity Market, Large Cap Growth, Large Cap Value, Small Cap, and International Strategies, and Portfolio Manager for Eventide's Fixed-Income Strategies.

### *Experience and Education*

- Over 10 years of investment experience.
- Associate Portfolio Manager with Boston Advisors, LLC
- Financial Planning Analyst with Raymond James
- Dual BA in Economics and Finance from Gordon College.



## **David M. Dirk, CFA** Portfolio Manager

David Dirk, CFA serves as Portfolio Manager for assets allocated to the Fund's Fixed Income Sub-Adviser, Boyd Watterson Asset Management, LLC.


### *Experience and Education*

- Director of Portfolio Management and Trading at Boyd Watterson.
- MBA from Case Western Reserve University
- BA from Baldwin-Wallace University

# Investment Team



**Finny Kuruvilla,  
MD, PhD**  
Co-CIO, Senior  
Portfolio Manager




**Dolores  
Bamford, CFA**  
Co-CIO, Senior  
Portfolio Manager



**Chris Grogan,  
CFA**  
Portfolio Manager,  
Director of Asset  
Allocation Services



**I-hung Shih,  
PhD**  
Portfolio Manager,  
Managing Director




**Andrew Singer,  
CFA**  
Portfolio Manager,  
Senior Research  
Analyst



**Tyler Frugia**  
Portfolio Manager,  
Head of Portfolio  
Analytics



**Darric White**  
Portfolio Manager,  
Senior Research  
Analyst




**Westley Dupray,  
CFA**  
Senior Research  
Analyst,  
Partner




**Bert Kinsey,  
PhD, PharmD**  
Research Analyst,  
Principal




**Drew  
Biedermann,  
PhD**  
Research Analyst,  
Senior Associate



**Reginald Smith**  
Portfolio Manager,  
Senior Research  
Analyst




**Faina Rozental-  
Behr**  
Portfolio Manager,  
Senior Research  
Analyst




**Nicholas  
Leibold, CFA**  
Senior Research  
Analyst



**Claudia Kwan**  
Research Analyst



**Alexandra  
Cobourn**  
Research Analyst




**Adam Golpavar**  
Associate Research  
Analyst



**Xavier Raju**  
Associate Analyst

# Trading Team

---



**Colin Delaney**  
Head of Trading, Portfolio  
Specialist



**Conor Kelly**  
Trader

# Business 360<sup>®</sup> Research Team

---



**Tyler Frugia**  
Portfolio  
Manager, Head  
of Portfolio  
Analytics



**Brock Treworgy,**  
**CAMS, CFE**  
Business 360  
Research  
Manager



**Abel Ballew**  
Senior Business  
360 Analyst,  
Team Lead



**Jaime Joshua**  
Senior Business  
360 Research  
Analyst,  
Stewardship  
Lead

# Investment Philosophy

---

We believe **high-quality companies** that excel at **creating value for others** and **trade at a discount to intrinsic value** offer superior long-term risk-adjusted returns.

The Adviser's judgment about the quality and intrinsic value of companies may prove to be incorrect. There is no guarantee that any investment will achieve its objectives, generate positive gains, or avoid losses.

# Investment Process

---

**Boyd Watterson is the subadvisor for the Fund and follows an approach which:**

- Combines the Eventide Business 360<sup>®</sup> framework with fixed income expertise.
- The Business 360<sup>®</sup> framework looks for green, social, and sustainable<sup>1</sup> businesses or government entities.
- Together the subadvisor and Eventide form an investable universe of fixed income securities.
- The subadvisor performs the credit analysis, the sourcing and the everyday bond management activities in the portfolio.
- The subadvisor applies its “alpha drivers” to fixed income management, namely sector allocation, duration management, yield curve positioning and securities selection.

The Adviser’s judgment about industries, secular themes, and particular companies may prove to be incorrect. There is no guarantee that any investment will achieve its objectives, generate positive returns, or avoid losses. We refer to long-term secular investment themes as those that tend to be persistent through market conditions.

1. Green bonds allow issuers to use proceeds for environmental projects; social bonds allow issuers to use proceeds for social projects; sustainable bonds are a combination of green and social bonds

# Alpha Drivers

---

## Sector Allocation

**Explaining fundamentals, historical spread and cross-sector spread relationships, and supply and demand.**

## Duration Management

**Applying fundamental and technical analysis to manage interest rate exposures relative to short- and long-term expectations.**

## Yield Curve Positioning

**Examining monetary policy, inflation expectations, and supply and demand relative to expectations for curve reshaping.**

## Security Selection

**Applying a top-down, bottom-up approach that blends quantitative screening and fundamental credit research to achieve optimal risk/reward characteristics.**

There is no guarantee that the Adviser's Investment Process will produce the desired results. All investments involve risks, including possible loss of capital.


# Values-Based Analysis

There are three dimensions to our approach to values-based investing:




## **AVOID**

Create an investable universe of securities that pass our screens, grounded in our values.



## **EMBRACE**

Conduct original Business 360<sup>®</sup> research to find the highest quality opportunities that contribute to human flourishing through value creation for society and other key stakeholders.



## **ENGAGE**

Engage portfolio companies and security issuers on Business 360<sup>®</sup> issues to advocate for positive change.

The Strategy's ethical values screening criteria could cause it to underperform similar strategies that do not have such screening criteria. This could be due to ethically acceptable companies falling out of favor with investors or failing to perform as well as companies that do not meet the Strategy's ethical screening guidelines. Reference to Eventide's Business 360 approach is provided for illustrative purposes only and indicates a general framework of guiding principles that inform Eventide's overall research process. The Adviser's judgment about the quality of a particular company may prove to be incorrect. There is no guarantee that any investment will achieve its objectives, generate positive returns, or avoid losses.

## Our Research Framework: Business 360<sup>®</sup>

---

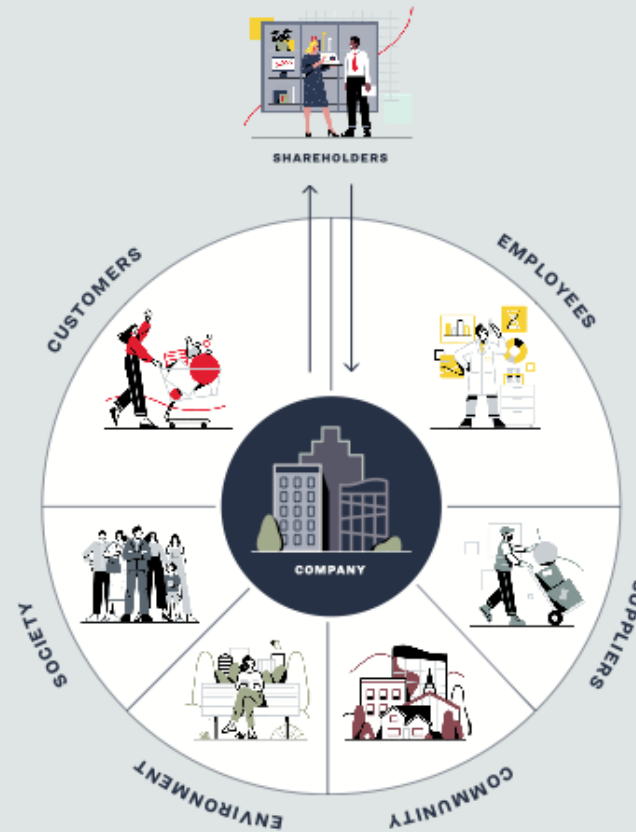
Our **proprietary framework** for evaluating both a company's **long-term competitive advantage** and its **impact on human flourishing** by analyzing its **operations and strategy** through the lens of **key stakeholders**.

Reference to Eventide's Business 360<sup>®</sup> approach is provided for illustrative purposes only and indicates a general framework of guiding principles that inform Eventide's overall research process. The Adviser's judgment about the quality of a particular company may prove to be incorrect. There is no guarantee that any investment will achieve its objectives, generate positive returns, or avoid losses.

# We believe what's right...

Companies that place a premium on:

- Customer satisfaction
- Employee morale
- Supplier partnership
- Societal impact
- Environmental stewardship



# ...is also smart.

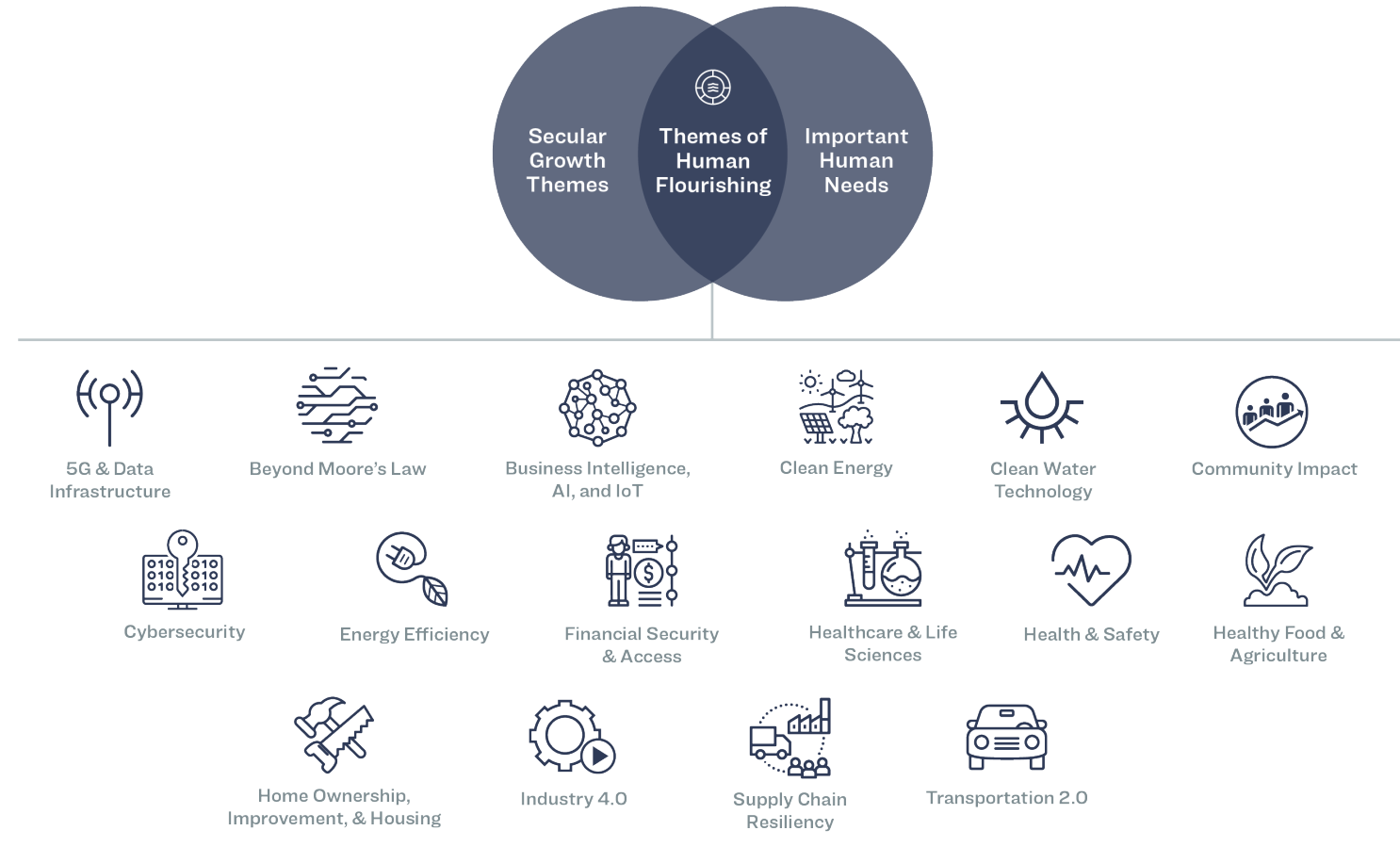
Tend to have:

- Higher customer loyalty
- Higher productivity
- Resilient supply chains
- Stronger brands
- Sustainable productive yield

Reference to Eventide's Business 360<sup>®</sup> approach is provided for illustrative purposes only and indicates a general framework of guiding principles that inform Eventide's overall research process. The Adviser's judgment about the quality of a particular company may prove to be incorrect. There is no guarantee that any investment will achieve its objectives, generate positive returns, or avoid losses. The term "smart" is used for informational purposes only, and does not imply a certain level of skill of training by the Adviser.

# Investment Themes

Seeking to invest in companies positioned at the nexus of long-term secular growth themes and important human needs.

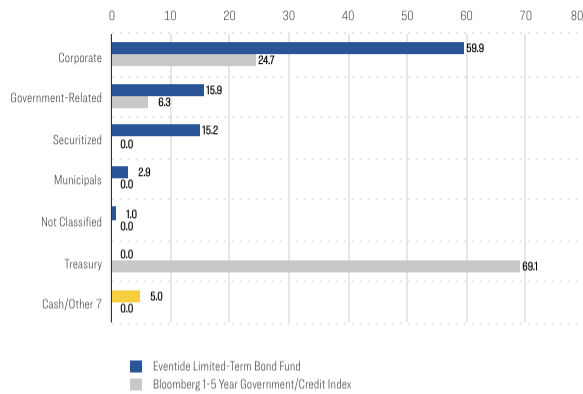


These are representative examples of themes in the Eventide Strategies. We refer to long-term secular investment themes as those that tend to be persistent through market conditions. The Adviser's judgment about secular themes may prove to be incorrect. There is no guarantee that any investment will achieve its objectives, generate positive returns, or avoid losses.

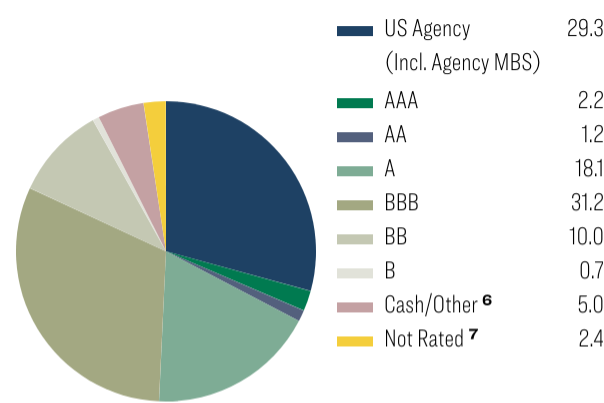
# Composition

A: ETABX | C: ETCBX | I: ETIBX | N: ETNBX

**Fixed Income Breakdown<sup>1 2</sup> (%)** 03/31/2026



**Debt Rating Allocation<sup>1 5</sup> (%)** 03/31/2026



- Allocation percentages are subject to change at any time, and should not be considered investment advice. Due to rounding, numbers may not add up to 100.
- Source: Bloomberg Finance L.P.
- The range shows the highest and lowest turnover ratio reported in the Annual Report during the last three fiscal years, ending 06/30/2025. Portfolio turnover is the percentage of the portfolio that was bought or sold (lesser) during a fiscal year. A higher portfolio turnover may indicate higher transaction costs for the Fund, and may result in higher taxes for investors.
- Measures the security's price/yield sensitivity calculated by shifting the entire yield curve.
- Ratings (other than U.S. securities issued or backed by U.S. agencies) are a blend of a security's Moody's, S&P, Fitch, and DBRS Morningstar ratings calculated by Bloomberg. The rating agencies are evenly weighted when calculating the composite. It is calculated by taking the average of the existing ratings, rounded down to the lower rating in case the composite is between two ratings. A composite will not be generated if the bond is rated by only one of the four rating agencies. This composite is not intended to be a credit opinion. Credit quality does not remove market risk. Ratings apply to the credit worthiness of the issuers of the underlying securities and not the Fund or its shares. Ratings are subject to change.
- Includes cash, cash equivalents, money market funds, impact bonds and options. Impact bonds fund business models that strive to have significant social or environmental effects.
- Not Rated indicates that a bond has not been rated by a sufficient number of rating agencies to generate a composite rating using the methodology employed by Bloomberg.

Number of Holdings 113  
 Annual Turnover Range<sup>3</sup> 7%-34%  
 Effective Duration<sup>4</sup> 2.76 years

# Trailing Returns

A: ETABX | C: ETCBX | I: ETIBX | N: ETNBX

| Trailing Returns <sup>1 2</sup> (%)                     |       |       |        |                     |                     |                      |                              | 03/31/2026     |
|---|-------|-------|--------|---------------------|---------------------|----------------------|------------------------------|----------------|
|   | YTD   | 3-mos | 1-year | 3-year <sup>3</sup> | 5-year <sup>3</sup> | 10-year <sup>3</sup> | Since Inception <sup>3</sup> | Inception Date |
| Eventide Limited-Term Bond Fund                         |       |       |        |                     |                     |                      |                              |                |
| Class I   | -0.02 | -0.02 | 4.61   | 4.77                | 1.92                | 2.03                 | 2.20                         | 07/28/2010     |
| Class A without load                                    | -0.07 | -0.07 | 4.36   | 4.52                | 1.65                | 1.89                 | 2.40                         | 07/28/2010     |
| Class A with 5.75% load                                 | -5.80 | -5.80 | -1.61  | 2.49                | 0.46                | 1.29                 | 2.01                         | 07/28/2010     |
| Class C   | -0.25 | -0.25 | 3.52   | 3.71                | 0.89                | -                    | 1.59                         | 12/14/2018     |
| Class N   | -0.06 | -0.06 | 4.43   | 4.55                | 1.71                | -                    | 2.41                         | 12/14/2018     |
| <i>Benchmarks</i>                                       |       |       |        |                     |                     |                      |                              |                |
| Bloomberg 1-5 Year Government/Credit Index <sup>4</sup> | 0.14  | 0.14  | 4.15   | 4.33                | 1.71                | 2.02                 | 1.94                         | 07/28/2010     |
| Bloomberg U.S. Aggregate Bond Index <sup>4</sup>        | -0.05 | -0.05 | 4.35   | 3.63                | 0.31                | 1.70                 | 2.34                         | 07/28/2010     |

*Eventide Limited-Term Bond Fund expenses: Class I, Gross Expenses 0.60%, Net Expenses 0.45%; Class A, Gross Expenses 0.85%, Net Expenses 0.70%; Class C, Gross Expenses 1.60%, Net Expenses 1.45%; Class N, Gross Expenses 0.80%, Net Expenses 0.65%. The adviser has contractually agreed to waive fees and/or reimburse expenses of the Fund through 10/31/2026. The agreement may be terminated by the Fund's Board of Trustees only on 60 days' written notice.*

*Effective September 1, 2025, the expenses were reduced, as described in the Statement of Additional Information Supplement dated August 29, 2025.*

***Performance is historical and does not guarantee future results. Investment return and principal value will fluctuate with changing market conditions so that when redeemed, shares may be worth more or less than their original cost. Current performance may be lower or higher than the data quoted. Investors cannot directly invest in an index, and unmanaged index returns do not reflect any fees, expenses, or sales charges. The volatility of an index may be materially different than that of the Fund, and investors should not expect the Fund to achieve the same results as a listed index. This material must be read along with the Fund's prospectus, which may be obtained at [eventidefunds.com/prospectus](http://eventidefunds.com/prospectus). Performance data current to the most recent month-end may be obtained by calling 1-877-771-EVEN (3836).***

1. The returns shown do not reflect the deduction of taxes that a shareholder would pay on fund distributions or on the redemption of fund shares. Because of ongoing market volatility, fund performance may be subject to substantial short-term changes.
2. The Fund acquired the assets and liabilities of the Epiphany FFV Strategic Income Fund ("Predecessor Fund") on 12/14/2018. The Predecessor Fund's Class A shares were reclassified from Class N shares on 06/01/2015 and its Class I shares were reclassified from Class C shares on 05/30/2017, and the fee structure was different. From inception through 12/13/2018, the Fund's primary adviser was Trinity Fiduciary Partners, LLC. Eventide began advising the Fund on 12/14/2018 retaining the existing sub-adviser until 05/11/2020, when Boyd Watterson Asset Management, LLC replaced Dana Investment Advisors, Inc. as the sub-adviser of the Fund.
3. Figures for periods greater than 1 year are annualized. The Fund's share classes have different inception dates. Annualized since inception returns assume the Predecessor Fund's inception date of 07/28/2010 unless otherwise noted.
4. The Bloomberg 1-5 Year Government/Credit Index includes investment-grade, U.S. dollar-denominated, fixed-rate treasuries, government-related and corporate securities that have a remaining maturity of greater than or equal to one year and less than five years. The Bloomberg U.S. Aggregate Bond Index is a broad based benchmark that measures the investment-grade, U.S. dollar-denominated, fixed-rate taxable bond market. This includes Treasuries, government-related and corporate securities, mortgage backed securities, asset-backed securities and collateralized mortgage-backed securities.

# Distributions and Yield

A: ETABX | C: ETCBX | I: ETIBX | N: ETNBX

| Distributions and Yield <sup>1</sup> |         |         |         |         | Apr 2025 - Mar 2026           |         |         |         |         |
|--------------------------------------|---------|---------|---------|---------|-------------------------------|---------|---------|---------|---------|
| Apr 2025 - Mar 2026                  | Class I | Class A | Class C | Class N | Sec 30-Day Yield <sup>2</sup> | Class I | Class A | Class C | Class N |
| Distributions <sup>3</sup>           | \$0.40  | \$0.37  | \$0.30  | \$0.38  | Subsidized (Waiver)           | 4.03%   | 3.56%   | 3.03%   | 3.84%   |
| 12-Month Yield <sup>4</sup>          | 3.85%   | 3.70%   | 2.98%   | 3.76%   | Unsubsidized (No Waiver)      | 3.92%   | 3.46%   | 2.92%   | 3.73%   |

*Eventide Limited-Term Bond Fund expenses: Class I, Gross Expenses 0.60%, Net Expenses 0.45%; Class A, Gross Expenses 0.85%, Net Expenses 0.70%; Class C, Gross Expenses 1.60%, Net Expenses 1.45%; Class N, Gross Expenses 0.80%, Net Expenses 0.65%. The adviser has contractually agreed to waive fees and/or reimburse expenses of the Fund through 10/31/2026. The agreement may be terminated by the Fund's Board of Trustees only on 60 days' written notice. Effective September 1, 2025, the expenses were reduced, as described in the Statement of Additional Information Supplement dated August 29, 2025.*

***Performance is historical and does not guarantee future results. Investment return and principal value will fluctuate with changing market conditions so that when redeemed, shares may be worth more or less than their original cost. Current performance may be lower or higher than the data quoted. Investors cannot directly invest in an index, and unmanaged index returns do not reflect any fees, expenses, or sales charges. The volatility of an index may be materially different than that of the Fund, and investors should not expect the Fund to achieve the same results as a listed index. This material must be read along with the Fund's prospectus, which may be obtained at [eventidefunds.com/prospectus](http://eventidefunds.com/prospectus). Performance data current to the most recent month-end may be obtained by calling 1-877-771-EVEN (3836).***

1. The returns shown do not reflect the deduction of taxes that a shareholder would pay on fund distributions or on the redemption of fund shares. Because of ongoing market volatility, fund performance may be subject to substantial short-term changes.
2. SEC Yield is based on a 30-day (or one-month) period ending 03/31/2026 and is calculated by dividing the net investment income per share earned during the period by the maximum offering price per share on the last day of the period. The SEC yield is a standardized measure of a mutual fund's yield, showing the annualized income earned by the fund over the past 30 days after expenses. The subsidized SEC yield displayed reflects uses net expenses in the calculation while the unsubsidized SEC yield uses gross expenses. For more information see SEC Form N-1A.
3. Represents the sum of all distributions from the period indicated. Distributions consist of dividend and interest income, capital gains, and/or return of capital. Shareholders should not assume that Fund distributions represent net profit. Income may be distributed regardless of whether such income will be treated as return of capital.
4. 12-Month Yield is the sum of a fund's total trailing 12-month interest and dividend payments divided by the last month's ending share price (NAV) plus any capital gains distributed over the same period.

# Calendar Year Returns

A: ETABX | C: ETCBX | I: ETIBX | N: ETNBX

| Calendar Year Returns <sup>1 2 3</sup> (%)              | 2016-2025 |      |       |      |      |       |        |      |      |      |
|---|-----------|------|-------|------|------|-------|--------|------|------|------|
|   | 2016      | 2017 | 2018  | 2019 | 2020 | 2021  | 2022   | 2023 | 2024 | 2025 |
| Eventide Limited-Term Bond Fund I                       | 0.47      | 3.08 | -0.24 | 5.97 | 3.84 | -1.14 | -5.57  | 5.63 | 3.90 | 6.40 |
| Bloomberg 1-5 Year Government/Credit Index <sup>4</sup> | 1.56      | 1.27 | 1.38  | 5.01 | 4.71 | -0.97 | -5.49  | 4.89 | 3.76 | 6.11 |
| Bloomberg U.S. Aggregate Bond Index <sup>4</sup>        | 2.65      | 3.54 | 0.01  | 8.72 | 7.51 | -1.54 | -13.01 | 5.53 | 1.25 | 7.30 |

*Eventide Limited-Term Bond Fund expenses: Class I, Gross Expenses 0.60%, Net Expenses 0.45%; Class A, Gross Expenses 0.85%, Net Expenses 0.70%; Class C, Gross Expenses 1.60%, Net Expenses 1.45%; Class N, Gross Expenses 0.80%, Net Expenses 0.65%. The adviser has contractually agreed to waive fees and/or reimburse expenses of the Fund through 10/31/2026. The agreement may be terminated by the Fund's Board of Trustees only on 60 days' written notice.*

*Effective September 1, 2025, the expenses were reduced, as described in the Statement of Additional Information Supplement dated August 29, 2025.*

***Performance is historical and does not guarantee future results. Investment return and principal value will fluctuate with changing market conditions so that when redeemed, shares may be worth more or less than their original cost. Current performance may be lower or higher than the data quoted. Investors cannot directly invest in an index, and unmanaged index returns do not reflect any fees, expenses, or sales charges. The volatility of an index may be materially different than that of the Fund, and investors should not expect the Fund to achieve the same results as a listed index. This material must be read along with the Fund's prospectus, which may be obtained at [eventidefunds.com/prospectus](http://eventidefunds.com/prospectus). Performance data current to the most recent month-end may be obtained by calling 1-877-771-EVEN (3836).***

1. The returns shown do not reflect the deduction of taxes that a shareholder would pay on fund distributions or on the redemption of fund shares. Because of ongoing market volatility, fund performance may be subject to substantial short-term changes.
2. The Fund acquired the assets and liabilities of the Epiphany FFV Strategic Income Fund ("Predecessor Fund") on 12/14/2018. The Predecessor Fund's Class A shares were reclassified from Class N shares on 06/01/2015 and its Class I shares were reclassified from Class C shares on 05/30/2017, and the fee structure was different. From inception through 12/13/2018, the Fund's primary adviser was Trinity Fiduciary Partners, LLC. Eventide began advising the Fund on 12/14/2018 retaining the existing sub-adviser until 05/11/2020, when Boyd Watterson Asset Management, LLC replaced Dana Investment Advisors, Inc. as the sub-adviser of the Fund.
3. Compares the Eventide Limited-Term Bond Fund Class I's performance to index performance over the periods shown. Performance will differ for other fund classes, based upon fees and commissions.
4. The Bloomberg 1-5 Year Government/Credit Index includes investment-grade, U.S. dollar-denominated, fixed-rate treasuries, government-related and corporate securities that have a remaining maturity of greater than or equal to one year and less than five years. The Bloomberg U.S. Aggregate Bond Index is a broad based benchmark that measures the investment-grade, U.S. dollar-denominated, fixed-rate taxable bond market. This includes Treasuries, government-related and corporate securities, mortgage backed securities, asset-backed securities and collateralized mortgage-backed securities.

# Market Risk

A: ETABX | C: ETCBX | I: ETIBX | N: ETNBX

**Market Risk<sup>1 2 3</sup>**

|   | 03/31/2026         |           |      |           |          |           |              |           |
|---|--------------------|-----------|------|-----------|----------|-----------|--------------|-----------|
|   | Standard Deviation |           | Beta |           | Alpha(%) |           | R-Squared(%) |           |
|   | 3-yr               | Inception | 3-yr | Inception | 3-yr     | Inception | 3-yr         | Inception |
| Eventide Limited-Term Bond I                            | 2.34               | 2.41      | 0.94 | 0.98      | 0.39     | 0.29      | 92.97        | 64.56     |
| Bloomberg 1-5 Year Government/Credit Index <sup>4</sup> | 2.39               | 1.98      | 1.00 | 1.00      | -        | -         | 100.00       | 100.00    |
| Bloomberg U.S. Aggregate Bond Index <sup>4</sup>        | 5.63               | 4.38      | 2.17 | 2.06      | 0.04     | 0.04      | 84.51        | 84.57     |

1. The performance and risk factor comparisons are against the Bloomberg 1-5 Year Government/Credit Index. Alpha is a measure of performance on a risk-adjusted basis. It takes the volatility (price risk) of a fund and compares its risk-adjusted performance to the Index. Any excess return of a fund relative to the return of the Index is a fund's alpha. Beta is a measure of the volatility of a fund relative to the Index. A beta greater than 1 is more volatile than the Index. R-Squared is a measure of how a fund's performance correlates with the Index's performance and it can help assess how likely it is that beta is statistically significant. Standard Deviation of return measures the amount of variation in historical performance from period to period.
2. Source: © Morningstar, Inc. (2026). All rights reserved. The information contained herein: (1) is proprietary to Morningstar and/or its content providers; (2) may not be copied or distributed; and (3) is not warranted to be accurate, complete or timely. Neither Morningstar nor its content providers are responsible for any damages or losses arising from any use of this information.
3. Annualized since inception figures use an inception date of 08/01/2010 and not the actual inception date of 07/28/2010 as only full month data is used in Market Risk calculations.
4. The Bloomberg 1-5 Year Government/Credit Index includes investment-grade, U.S. dollar-denominated, fixed-rate treasuries, government-related and corporate securities that have a remaining maturity of greater than or equal to one year and less than five years. The Bloomberg U.S. Aggregate Bond Index is a broad based benchmark that measures the investment-grade, U.S. dollar-denominated, fixed-rate taxable bond market. This includes Treasuries, government-related and corporate securities, mortgage backed securities, asset-backed securities and collateralized mortgage-backed securities.

# Important Information

**Mutual Funds involve risk including the possible loss of principal. Past performance does not guarantee future results.**

The Fund's ethical values screening criteria could cause it to under-perform similar funds that do not have such screening criteria. Investors in the Fund should be aware that interest rates may change at any time based on government policy. In general, the price of a fixed income security falls when interest rates rise. A rise in interest rates may result in volatility and increased redemptions, which in turn could result in the Fund being forced to liquidate portfolio securities at disadvantageous prices. Longer term securities may be more sensitive to changes in interest rates. Interest rates are sensitive to changes in inflation, and investing in bonds exposes investors to inflation risk. Bonds may be subject to default, causing loss of invested capital. Fixed income investments may be of any maturity or credit quality, but the Fund's weighted average effective portfolio duration will not exceed five years. The Fund may invest, directly or indirectly, in "junk bonds." Such securities are speculative investments that carry greater risks than higher quality debt securities. The Fund can invest in smaller-sized companies which may experience higher failure rates than larger companies and normally have a lower trading volume than larger companies. There are unique risks associated with asset-backed securities, convertible securities, credit, foreign securities, income, interest rates, LIBOR, mortgage-backed securities, municipal bonds, preferred stocks, prepayment, securities, sovereign debt, and U.S. Agency securities that are covered in the Fund's prospectus and SAI. The Fund acquired the assets and liabilities of the Epiphany FFV Strategic Income Fund ("Predecessor Fund") on 12/14/2018. The Predecessor Fund's Class A shares were reclassified from Class N shares on 6/1/2015 and its Class I shares were reclassified from Class C shares on 5/30/2017, and the fee structure was different. The Predecessor Fund was advised by Trinity Fiduciary Partners, LLC and had an investment objective and strategies that were, in all material respects, the same as those of the Fund, whose investment adviser is Eventide Asset Management, LLC. However, under normal market conditions, the Fund will invest at least 80% of its net assets (plus borrowings for investment purposes) in bonds.

**This information is for use with concurrent or prior delivery of a fund prospectus, which can be obtained at <https://www.eventidefunds.com/prospectus> or by calling 1-877-771-EVEN (3836). Investors should consider a fund's investment objectives, risks, charges and expenses carefully before investing or sending money. Eventide Mutual Funds are distributed by Northern Lights Distributors, LLC, Member FINRA/SIPC, which is not affiliated with Eventide Asset Management, LLC.**


Source: Bloomberg Index Services Limited. Bloomberg® and the indices referenced herein (the "Indices", and each such index, an "Index") are service marks of Bloomberg Finance L.P. and its affiliates (collectively "Bloomberg") and/or one or more third-party providers (each such provider, a "Third-Party Provider,") and have been licensed for use for certain purposes to Eventide Asset Management LLC (the "Licensee"). To the extent a Third-Party Provider contributes intellectual property in connection with the Index, such third-party products, company names and logos are trademarks or service marks, and remain the property, of such Third-Party Provider. Bloomberg or Bloomberg's licensors own all proprietary rights in the Bloomberg Indices. Neither Bloomberg nor Bloomberg's licensors, including a Third-Party Provider, approves or endorses this material, or guarantees the accuracy or completeness of any information herein, or makes any warranty, express or implied, as to the results to be obtained therefrom and, to the maximum extent allowed by law, neither Bloomberg nor Bloomberg's licensors, including a Third-Party Provider, shall have any liability or responsibility for injury or damages arising in connection therewith.

# Sales Team

---



**Michael Schnackenberg**  
Head of  
Distribution



**Jacob Seif,**  
**CIMA<sup>®</sup>, CFP<sup>®</sup>**  
Director of  
Advisor Sales



**Mark Wambolt**  
Head of  
Strategic  
Partnerships




**Greg Gunter**  
Senior Regional  
Director,  
**Southeast  
Region**




**Lans Slack**  
Senior Regional  
Director, **Mid-  
Atlantic Region**



**Colby Smidt**  
Regional  
Director, **New  
England Region**




**Spencer Martin**  
Regional  
Director,  
**Midwest Region**



**Tytus Moen**  
Regional  
Director,  
**Southwest  
Region**



**Clay Henderson**  
Regional  
Director, **West  
Coast Region**



**Ally Espinosa**  
Director of Key  
Accounts



**Nathan Parrott**  
Regional  
Director, **Pacific  
Northwest  
Region**



**Rob Carney**  
Senior Manager,  
Institutional  
Services



**Matt McEathron**  
Regional  
Director,  
Institutional  
Sales

# Investment Consulting Group

---



---

**Chris Grogan,**  
**CFA**  
Portfolio  
Manager,  
Director of Asset  
Allocation  
Services


---



---

**Fred Ge, CFA**  
Senior Portfolio  
Consultant

---



---

**Robert Carney**  
Senior Manager,  
Institutional  
Services

---



**INVESTING THAT MAKES  
THE WORLD REJOICE.®**

**Eventide Asset Management, LLC | One International Place, Ste. 4210 | Boston, MA 02110 | 877-771-EVEN (3836)**