

Gilead Fund Fact Sheet

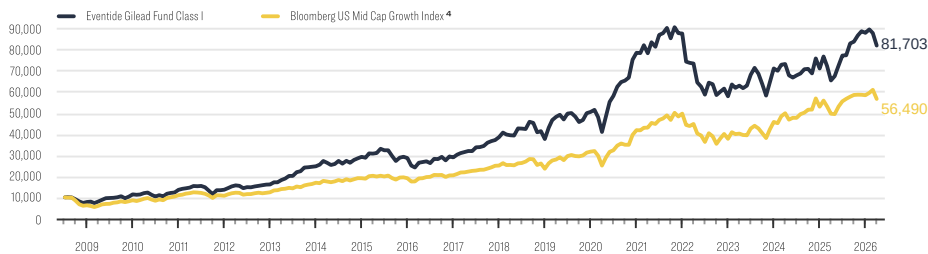
March 31, 2026

Class I: ETILX | Class A: ETAGX | Class C: ETCGX | Class N: ETGLX

The **Eventide Gilead Fund** is a diversified mutual fund that seeks to provide long-term capital appreciation. The Fund primarily invests in equity securities of companies that we believe demonstrate values and business practices that are ethical, sustainable, and provide an attractive investment opportunity. The Fund also seeks securities that have significant near-term appreciation potential.

Growth of \$10,000^{6 7 8}

07/08/2008-03/31/2026



This is a hypothetical illustration and is not intended to reflect the actual performance of any particular account. Future performance cannot be guaranteed and investment returns will fluctuate with market conditions.

Trailing Returns⁸ (%)

03/31/2026

	YTD	3-mos	1-year	3-year ⁹	5-year ⁹	10-year ⁹	Since Inception ⁹	Inception Date
<i>Eventide Gilead Fund</i>								
Class I	-6.85	-6.85	25.29	9.19	0.91	11.98	12.84	02/02/2010
Class A without load	-6.91	-6.91	24.98	8.91	0.67	11.70	13.56	10/28/2009
Class A with 5.75% load	-12.26	-12.26	17.80	6.78	-0.52	11.04	13.15	10/28/2009
Class C	-7.08	-7.08	24.05	8.10	-0.10	10.86	12.70	10/28/2009
Class N	-6.89	-6.89	25.05	8.97	0.71	11.75	12.38	07/08/2008
<i>Benchmark</i>								
Bloomberg US Mid Cap Growth Index ⁴	-3.02	-3.02	14.10	12.08	5.64	11.55	10.26	07/08/2008

Calendar Year Returns^{7 8} (%)

2016-2025

	2016	2017	2018	2019	2020	2021	2022	2023	2024	2025
Eventide Gilead Fund I	1.12	33.09	-2.33	34.10	55.42	11.64	-33.92	22.76	-0.02	23.76
Bloomberg US Mid Cap Growth Index ⁴	7.27	22.55	-6.00	34.34	32.06	18.73	-24.01	21.18	15.76	10.28

Performance is historical and does not guarantee future results. Investment return and principal value will fluctuate with changing market conditions so that when redeemed, shares may be worth more or less than their original cost. Current performance may be lower or higher than the data quoted. Investors cannot directly invest in an index, and unmanaged index returns do not reflect any fees, expenses, or sales charges. The volatility of an index may be materially different than that of the Fund, and investors should not expect the Fund to achieve the same results as a listed index. This material must be read along with the Fund's prospectus, which may be obtained at eventidefunds.com/prospectus. Performance data current to the most recent month-end may be obtained by calling 1-877-771-EVEN (3836).

- Multiple securities issued by the same company are counted as a single company.
- Active Share is the percentage of fund holdings that is different from the benchmark holdings. A higher percentage indicates a greater difference from the benchmark.
- The range shows the highest and lowest turnover ratio reported in the Annual Report during the last three fiscal years, ending 06/30/2025. Portfolio turnover is the percentage of the portfolio that was bought or sold (lesser) during a fiscal year. A higher portfolio turnover may indicate higher transaction costs for the Fund, and may result in higher taxes for investors.

- The Bloomberg US Mid Cap Growth Index is a float market-cap-weighted index based on an equal-weighted combination of four factors: earnings yield, valuation, dividend yield, and growth. The constituents consist of the lower 800 in capitalization of the Bloomberg 1000 Index, which is a float market cap-weighted benchmark of the 1000 most highly capitalized US companies.
- Does not include cash/money market funds/ equivalents. Based on percentage of net assets. Holdings can change at any time, are subject to risks discussed in the Funds prospectus, and should not be considered investment advice.

- This chart is for illustrative purposes and assumes that a \$10,000 investment was made on the Fund's inception date of 07/08/2008 and that all dividends and capital gains were reinvested. Hypothetical performance often shows markedly better results than actual management and should not be the basis for an investment decision. A variety of factors could impact investment decision making or otherwise cause differences between the hypothetical performance and actual investor returns. Performance since inception to 01/31/2010 is an estimate based on the Fund's Class N shares, adjusted for fees. Beginning on 02/01/2010, the Fund's Class I share performance is used.
- Compares the Eventide Gilead Fund Class I's performance to index performance over the periods shown. Performance will differ for other fund classes, based upon fees and commissions.
- The returns shown do not reflect the deduction of taxes that a shareholder would pay on fund distributions or on the redemption of fund shares. Because of ongoing market volatility, fund performance may be subject to substantial short-term changes.
- Performance figures for periods greater than 1 year are annualized. The indices use an inception date of 07/08/2008.

FUND INFORMATION

Net Fund Assets:	\$2.7B
Inception Date:	07/08/2008
Number of Issuers¹:	66
Average Market Cap:	\$96.0B
Median Market Cap:	\$34.1B
Active Share²:	88%
Annual Turnover Range³:	34%-60%
Morningstar Category:	US Fund Mid-Cap Growth
Benchmark⁴:	Bloomberg US Mid Cap Growth Index

TOP HOLDINGS⁵ (%)

- Guardant Health Inc (5.53%)** Cell diagnostics for cancer patients
- Xometry Inc (4.35%)** AI-enabled marketplace for on-demand manufacturing
- Lam Research Corp (4.13%)** Supplies semiconductor manufacturing equipment and services, specializing in wafer fabrication processes
- ASML Holding NV (3.23%)** Photolithography systems for semiconductor production
- Trane Technologies PLC (2.95%)** HVAC systems for energy efficiency and reduced carbon emissions
- Old Dominion Freight Line Inc (2.85%)** Inter-regional and multi-regional motor carrier
- Scholar Rock (2.68%)** Novel therapeutics for neuromuscular disorders and obesity
- Mirum Pharmaceuticals Inc (2.44%)** Treating rare pediatric cholestasis diseases with IBAT inhibitors
- Toast Inc (2.32%)** Develops cloud software to equip restaurants to thrive
- Axsome Therapeutics Inc (2.24%)** Develops novel therapies for neurological and psychiatric diseases

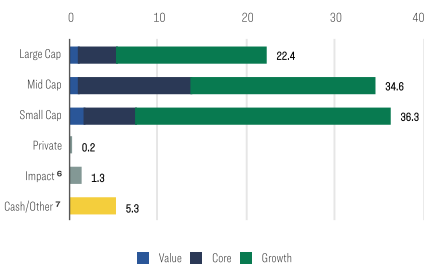
OVERVIEW

03/31/2026

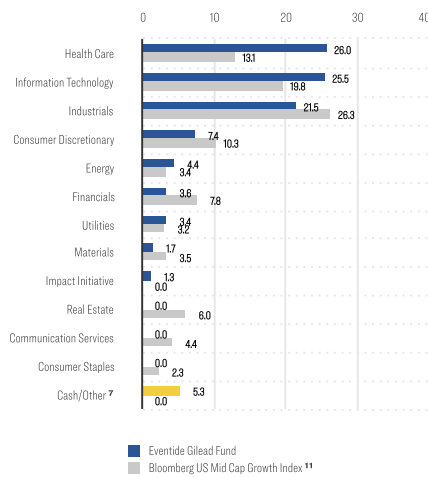
Fund	Nasdaq	Maximum Sales Charge	Management Fee	Other Expenses ²	12b-1 Fees	Expense Ratio	Inception Date
Class I	ETILX	None	0.98%	0.20%	0.00%	1.18%	02/02/2010
Class A	ETAGX	Front-End: 5.75% ¹	0.98%	0.20%	0.25%	1.43%	10/28/2009
Class C	ETCGX	None ¹	0.98%	0.20%	1.00%	2.18%	10/28/2009
Class N	ETGLX	None	0.98%	0.20%	0.20%	1.38%	07/08/2008

Minimum Investment: \$100,000 (Class I³), \$1,000 or \$100 with Automatic Investment Plan (Class A, C, N)
 Net Assets: \$2.7B

Portfolio Composition^{4 5} (%) 03/31/2026



Sector Allocation^{8 9} (%) 03/31/2026



Market Risk^{4 9 10}

03/31/2026

	Standard Deviation		Beta		Alpha (%)		R-Squared (%)	
	3-yr	Inception	3-yr	Inception	3-yr	Inception	3-yr	Inception
Eventide Gilead I	19.35	19.75	1.06	1.08	-2.66	0.21	83.63	85.83
Bloomberg US Mid Cap Growth Index ¹¹	16.69	16.89	1.00	1.00	-	-	100.00	100.00

- Class A and Class C are also subject to a maximum deferred sales charge of 1.00%. This and other expenses that apply to a continued investment in the Fund are described in the Fund's prospectus.
- Refer to the Fund's SAI for definition of Other Expenses.
- Effective 06/01/2022, Class I shares purchased directly from the Funds are not subject to the minimum initial or subsequent investment requirements.
- Source: © Morningstar, Inc. (2026). All rights reserved. The information contained herein: (1) is proprietary to Morningstar and/or its content providers; (2) may not be copied or distributed; and (3) is not warranted to be accurate, complete or timely. Neither Morningstar nor its content providers are responsible for any damages or losses arising from any use of this information.
- The Fund may not invest 25% or more, except by appreciation, of its total assets in a particular industry or group of industries. A sector is normally composed of many industry groups. Allocation percentages are subject to change at any time, and should not be considered investment advice. Due to rounding, numbers may not add up to 100.
- Impact bonds fund business models that strive to have significant social or environmental effects.
- Includes cash, cash equivalents, money market funds and options.
- Source: Bloomberg Finance L.P.
- The performance and risk factor comparisons are against the Bloomberg US Mid Cap Growth Index. Alpha is a measure of performance on a risk-adjusted basis. It takes the volatility (price risk) of a fund and compares its risk-adjusted performance to the Index. Any excess return of a fund relative to the return of the Index is a fund's alpha. Beta is a measure of the volatility of a fund relative to the Index. A beta greater than 1 is more volatile than the Index. R-Squared is a measure of how a fund's performance correlates with the Index's performance and it can help assess how likely it is that beta is statistically significant. Standard Deviation of return measures the amount of variation in historical performance from period to period.
- Annualized since inception figures use an inception date of 03/01/2010 and not the actual inception date of 02/02/2010 as only full month data is used in Market Risk calculations.
- The Bloomberg US Mid Cap Growth Index is a float market-cap-weighted index based on an equal-weighted combination of four factors: earnings yield, valuation, dividend yield, and growth. The constituents consist of the lower 800 in capitalization of the Bloomberg 1000 Index, which is a float market cap-weighted benchmark of the 1000 most highly capitalized US companies.

MANAGERS



Finny Kuruvilla, MD, PhD serves as Co-Chief Investment Officer and Senior Portfolio Manager for Eventide. He serves as the Lead Portfolio Manager for Eventide's Strategic Growth, Healthcare

& Life Sciences, and Technology Strategies. He also is a Managing Director for Eventide Ventures, as well as a Founding Member of Eventide. Dr. Kuruvilla has a background in healthcare, statistics, and investing. Concurrent with his early years at Eventide, he was a Principal at Clarus Ventures, a healthcare and life sciences venture capital firm subsequently acquired by Blackstone. Earlier in his career, Dr. Kuruvilla was a postdoctoral research fellow at the Broad Institute of Harvard and MIT in medical genetics. Prior to this research, Dr. Kuruvilla was a resident physician and clinical fellow at two Boston area hospitals (Brigham and Women's Hospital and Children's Hospital Boston), where he cared for both adult and pediatric patients. Dr. Kuruvilla holds an MD from Harvard Medical School, a PhD in Chemistry and Chemical Biology from Harvard University, a SM in Electrical Engineering and Computer Science from MIT, and a BS in Chemistry from Caltech.

Eventide Asset Management, LLC
 One International Place, Suite 4210
 Boston, MA 02110
 877-771-EVEN (3836)
 WWW.EVENTIDEINVESTMENTS.COM

Mutual funds involve risk including the possible loss of principal. Past performance does not guarantee future results. The Fund's ethical values screening criteria could cause it to underperform similar funds that do not have such screening criteria. The Fund can invest in smaller-sized companies which may experience higher failure rates than larger companies and normally have a lower trading volume than larger companies. The Fund can have risk associated with the biotechnology and pharmaceutical industry in which these companies may be heavily dependent on clinical trials with uncertain outcomes and decisions made by the U.S. Food and Drug Administration. Companies in the technology industries have different risks including but not limited to products becoming obsolete, and entrance of competing

products. Companies in the Industrial Sector carry various risks including, but not limited to, risk related to debt loads, intense competition, and sensitivity to economic cycles. The Fund can have risk related to option investing. There are special risks associated with investments in foreign companies including exposure to currency fluctuations, less efficient trading markets, political instability and differing auditing and legal standards. The Fund can invest in private companies. Private investments include various risks including but not limited to lack of liquidity, capital commitment risk, and valuation risk. Private companies may not be financially profitable and have uncertain futures, subjecting them to additional risks.

This information is for use with concurrent or prior delivery of a fund prospectus, which can be obtained at <https://www.eventidefunds.com/prospectus> or by calling 1-877-771-EVEN (3836). Investors should consider a fund's investment objectives, risks, charges and expenses carefully before investing or sending money. Eventide Mutual Funds are distributed by Northern Lights Distributors, LLC, Member FINRA/SIPC, which is not affiliated with Eventide Asset Management, LLC.