

Healthcare & Life Sciences Fund Fact Sheet

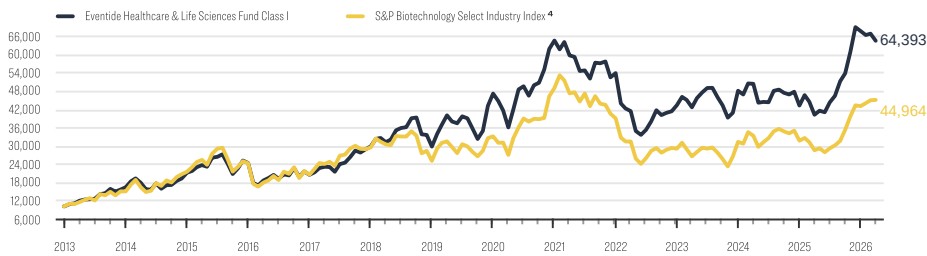
March 31, 2026

Class I: ETIH X | Class A: ETAHX | Class C: ETCHX | Class N: ETNHX

The Eventide Healthcare & Life Sciences Fund seeks to provide long-term capital appreciation by investing in securities of healthcare and life sciences companies. The Fund invests in companies that we believe demonstrate values and business practices that are ethical, sustainable, and provide an attractive investment opportunity. The Fund also invests in securities with significant near-term appreciation potential. Under normal market conditions, the Fund will invest at least 80 percent of its net assets in equity and equity-related securities of companies in the healthcare and life sciences sectors.

Growth of \$10,000^{6, 7, 8}

12/27/2012-03/31/2026



This is a hypothetical illustration and is not intended to reflect the actual performance of any particular account. Future performance cannot be guaranteed and investment returns will fluctuate with market conditions.

Trailing Returns⁹ (%)

03/31/2026

	YTD	3-mos	1-year	3-year ⁹	5-year ⁹	10-year ⁹	Since Inception ⁹	Inception Date
Eventide Healthcare & Life Sciences Fund Class I	-4.72	-4.72	60.59	14.82	1.56	13.29	15.08	12/27/2012
Class A without load	-4.79	-4.79	60.19	14.55	1.31	13.00	14.79	12/27/2012
Class A with 5.75% load	-10.26	-10.26	50.96	12.30	0.12	12.34	14.28	12/27/2012
Class C	-4.96	-4.96	59.02	13.69	0.55	12.16	13.93	12/27/2012
Class N	-4.77	-4.77	60.31	14.59	1.36	13.06	14.86	12/27/2012
Benchmark								
S&P Biotechnology Select Industry Index ⁴	4.75	4.75	58.19	19.37	-0.93	9.71	12.01	12/27/2012

Calendar Year Returns^{7, 8} (%)

2016-2025

	2016	2017	2018	2019	2020	2021	2022	2023	2024	2025
Eventide Healthcare & Life Sciences Fund I	-16.03	45.83	-0.15	58.74	37.04	-16.60	-19.62	11.01	-10.13	56.73
S&P Biotechnology Select Industry Index ⁴	-15.61	43.85	-14.99	32.34	48.10	-20.38	-25.62	7.76	1.18	35.98

Performance is historical and does not guarantee future results. Investment return and principal value will fluctuate with changing market conditions so that when redeemed, shares may be worth more or less than their original cost. Current performance may be lower or higher than the data quoted. Investors cannot directly invest in an index, and unmanaged index returns do not reflect any fees, expenses, or sales charges. The volatility of an index may be materially different than that of the Fund, and investors should not expect the Fund to achieve the same results as a listed index. This material must be read along with the Fund's prospectus, which may be obtained at eventidefunds.com/prospectus. Performance data current to the most recent month-end may be obtained by calling 1-877-771-EVEN (3836).

FUND INFORMATION

Net Fund Assets:	\$1.6B
Inception Date:	12/27/2012
Number of Issuers ¹ :	71
Average Market Cap:	\$7.7B
Median Market Cap:	\$1.7B
Active Share ² :	78%
Annual Turnover Range ³ :	41%-79%
Morningstar Category:	US Fund Health
Benchmark ⁴ :	S&P Biotechnology Select Industry Index

TOP ISSUERS⁵ (%)

- Guardant Health Inc (4.07%)** Cell diagnostics for cancer patients
- Mirum Pharmaceuticals Inc (4.02%)** Treating rare pediatric cholestasis diseases with IBAT inhibitors
- Insmed Inc (3.78%)** Therapies for pulmonary infections and other lung diseases
- Belite Bio Inc (3.59%)** Developing an oral therapy for Stargardt disease which is a major genetic cause of blindness
- Kymera Therapeutics Inc (3.28%)** Develops novel modalities for autoimmune and oncology
- Vaxcye Inc (3.03%)** Novel vaccines for infectious diseases, including a pneumococcal vaccine
- Apogee Therapeutics (2.96%)** Develops biologic therapies for inflammatory and immunologic diseases
- Ionis Pharmaceuticals Inc (2.72%)** Developing genetic medicines to treat neurological and cardiovascular diseases
- Argenx (2.26%)** Biotechnology company that develops therapies for autoimmune diseases
- Abivax SA (2.25%)** Develops therapies that modulate immune response for chronic inflammatory diseases

1. Multiple securities issued by the same company are counted as a single company.
 2. Active Share is the percentage of fund holdings that is different from the benchmark holdings. A higher percentage indicates a greater difference from the benchmark.
 3. The range shows the highest and lowest turnover ratio reported in the Annual Report during the last three fiscal years, ending 06/30/2025. Portfolio turnover is the percentage of the portfolio that was bought or sold (lessor) during a fiscal year. A higher portfolio turnover may indicate higher transaction costs for the Fund, and may result in higher taxes for investors.
 4. The S&P Biotechnology Select Industry Index represents the biotechnology sub-industry portion of the S&P Total Markets Index.

5. Does not include cash/money market funds/equivalents. Based on percentage of net assets. Holdings can change at any time, are subject to risks discussed in the Funds prospectus, and should not be considered investment advice.
 6. This chart is for illustrative purposes and assumes that a \$10,000 investment was made on the Fund's inception date of 12/27/2012 and that all dividends and capital gains were reinvested. Hypothetical performance often shows markedly better results than actual management and should not be the basis for an investment decision. A variety of factors could impact investment decision making or otherwise cause differences between the hypothetical performance and actual investor returns.

7. Compares the Eventide Healthcare & Life Sciences Fund Class I's performance to index performance over the periods shown. Performance will differ for other fund classes, based upon fees and commissions.
 8. The returns shown do not reflect the deduction of taxes that a shareholder would pay on fund distributions or on the redemption of fund shares. Because of ongoing market volatility, fund performance may be subject to substantial short-term changes.
 9. Performance figures for periods greater than 1 year are annualized. Annualized since inception figures use an inception date of 12/27/2012.

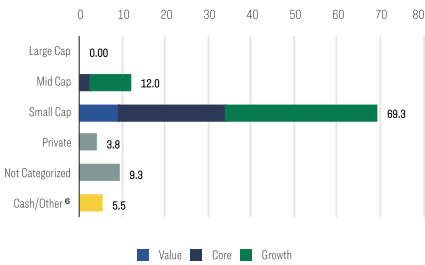
OVERVIEW

03/31/2026

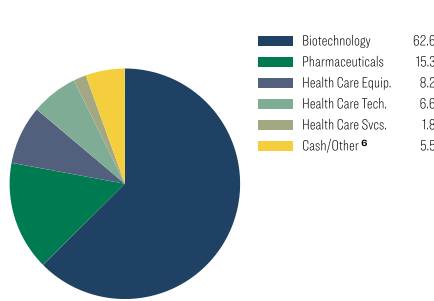
Fund	Nasdaq	Maximum Sales Charge	Management Fee	Other Expenses ²	12b-1 Fees	Expense Ratio	Inception Date
Class I	ETIH	None	1.10%	0.21%	0.00%	1.31%	12/27/2012
Class A	ETAH	Front-End: 5.75% ¹	1.10%	0.21%	0.25%	1.56%	12/27/2012
Class C	ETCH	None ¹	1.10%	0.21%	1.00%	2.31%	12/27/2012
Class N	ETNH	None	1.10%	0.21%	0.20%	1.51%	12/27/2012

Minimum Investment: \$100,000 (Class I³), \$1,000 or \$100 with Automatic Investment Plan (Class A, C, N)
 Net Assets: \$1.6B

Portfolio Composition^{4 5} (%) 03/31/2026



Industry Allocation⁵ (%) 03/31/2026



Market Risk^{4 7 8}

03/31/2026

	Standard Deviation		Beta		Alpha (%)		R-Squared (%)	
	3-yr	Inception	3-yr	Inception	3-yr	Inception	3-yr	Inception
Eventide Healthcare & Life Sciences I	23.96	27.05	0.88	0.84	-2.03	4.45	78.98	80.34
S&P Biotechnology Select Industry Index ⁹	24.34	28.74	1.00	1.00	-	-	100.00	100.00

- Class A and Class C are also subject to a maximum deferred sales charge of 1.00%. This and other expenses that apply to a continued investment in the Fund are described in the Fund's prospectus.
- Refer to the Fund's SAI for definition of Other Expenses.
- Effective 06/01/2022, Class I shares purchased directly from the Funds are not subject to the minimum initial or subsequent investment requirements.
- Source: © Morningstar, Inc. (2026). All rights reserved. The information contained herein: (1) is proprietary to Morningstar and/or its content providers; (2) may not be copied or distributed; and (3) is not warranted to be accurate, complete or timely. Neither Morningstar nor its content providers are responsible for any damages or losses arising from any use of this information.
- Allocation percentages are subject to change at any time, and should not be considered investment advice. Due to rounding, numbers may not add up to 100.
- Includes cash, cash equivalents, money market funds and options.

- The performance and risk factor comparisons are against the S&P Biotechnology Select Industry Index. Alpha is a measure of performance on a risk-adjusted basis. It takes the volatility (price risk) of a fund and compares its risk-adjusted performance to the Index. Any excess return of a fund relative to the return of the Index is a fund's alpha. Beta is a measure of the volatility of a fund relative to the Index. A beta greater than 1 is more volatile than the Index. R-Squared is a measure of how a fund's performance correlates with the Index's performance and it can help assess how likely it is that beta is statistically significant. Standard Deviation of return measures the amount of variation in historical performance from period to period.
- Annualized since inception figures use an inception date of 01/01/2013 and not the actual inception date of 12/27/2012 as only full month data is used in Market Risk calculations.
- The S&P Biotechnology Select Industry Index represents the biotechnology sub-industry portion of the S&P Total Markets Index.

MANAGERS



Finny Kuruvilla, MD, PhD serves as Co-Chief Investment Officer and Senior Portfolio Manager for Eventide. He serves as the Lead Portfolio Manager for Eventide's Strategic Growth, Healthcare & Life Sciences, and Technology Strategies. He also is a Managing Director for Eventide Ventures, as well as a Founding Member of Eventide. Dr. Kuruvilla has a background in healthcare, statistics, and investing. Concurrent with his early years at Eventide, he was a Principal at Clarus Ventures, a healthcare and life sciences venture capital firm subsequently acquired by Blackstone. Earlier in his career, Dr. Kuruvilla was a postdoctoral research fellow at the Broad Institute of Harvard and MIT in medical genetics. Prior to this research, Dr. Kuruvilla was a resident physician and clinical fellow at two Boston area hospitals (Brigham and Women's Hospital and Children's Hospital Boston), where he cared for both adult and pediatric patients. Dr. Kuruvilla holds an MD from Harvard Medical School, a PhD in Chemistry and Chemical Biology from Harvard University, a SM in Electrical Engineering and Computer Science from MIT, and a BS in Chemistry from Caltech.



I-hung Shih, PhD serves as Co-Portfolio Manager for Eventide's Healthcare Strategy, as well as a Managing Director for Eventide Ventures. Prior to joining Eventide, Dr. Shih was Co-Head of the Biotech Private Investments team at Wellington Management. She also served as Global Industry Analyst and Co-Manager for Wellington's Small-cap and SMID Cap Biotech Strategies. Before her tenure at Wellington Management, Dr. Shih was a Senior Biotech Analyst at T. Rowe Price, covering global biotech companies and Co-Managing the Institutional US Structured Research Fund. She also served as the Lead Officer for US biopharma investment in public and private equity at Temasek International and as an Associate in investment banking on the Credit Suisse Biotech Team. Prior to this, she was a Research Scientist and Senior Manager at Gilead Sciences. Dr. Shih holds an MBA from the Wharton School, University of Pennsylvania, a PhD in Biochemistry from Duke University, and a BS in Chemistry from National Taiwan University. Additionally, she was a research fellow at the Whitehead Institute at MIT and the National Institute of Health.

Eventide Asset Management, LLC
 One International Place, Suite 4210
 Boston, MA 02110
 877-771-EVEN (3836)
 WWW.EVENTIDEINVESTMENTS.COM

Mutual funds involve risk including the possible loss of principal. Past performance does not guarantee future results. The Fund's ethical values screening criteria could cause it to underperform similar funds that do not have such screening criteria. The Fund can invest in smaller-sized companies which may experience higher failure rates than larger companies and normally have a lower trading volume than larger companies. The Fund can have risk associated with the biotechnology and pharmaceutical industry in which these companies may be heavily dependent on clinical trials with uncertain outcomes and decisions made by

the U.S. Food and Drug Administration. The Fund can have risk related to option investing. There are special risks associated with investments in foreign companies including exposure to currency fluctuations, less efficient trading markets, political instability and differing auditing and legal standards. The Fund can invest in private companies. Private investments include various risks including but not limited to lack of liquidity, capital commitment risk, and valuation risk. Private companies may not be financially profitable and have uncertain futures, subjecting them to additional risks.

This information is for use with concurrent or prior delivery of a fund prospectus, which can be obtained at <https://www.eventidefunds.com/prospectus> or by calling 1-877-771-EVEN (3836). Investors should consider a fund's investment objectives, risks, charges and expenses carefully before investing or sending money. Eventide Mutual Funds are distributed by Northern Lights Distributors, LLC, Member FINRA/SIPC, which is not affiliated with Eventide Asset Management, LLC.