

# Eventide Large Cap Focus Fund

Q2 2026 Presentation

**Founded:** 2008

**Headquarters:** Boston, MA

**Vision:**

**To serve individuals, financial advisors, and institutions by offering high performance investments that create compelling value for the global common good.**

**Funds:**

- Eventide Gilead Fund
- Eventide Healthcare & Life Sciences Fund
- Eventide Exponential Technologies Fund
- Eventide Large Cap Focus Fund
- Eventide Balanced Fund
- Eventide Dividend Growth Fund
- Eventide Core Bond Fund
- Eventide Limited-Term Bond Fund

**AUM:**

**\$7.1B in net assets under management<sup>1</sup>**

There is no guarantee that the Adviser will meet its objectives.

1. Data is as of March 31, 2026, exclusive of Eventide Ventures products.

# Eventide Large Cap Focus Fund

## Fund Objective

A: ETLAX | C: ETLCX | I: ETLIX | N: ETLNX

Seeks to provide long-term capital appreciation.

## About the Fund

A diversified, concentrated mutual fund that seeks to invest at least 80% of its assets in companies with large market capitalizations. The Fund will typically hold 25-50 companies. The Fund also has the ability to concentrate investments in the software and semiconductor industries (greater than or equal to 25%).

## Benchmark

S&P 500 Total Return Index

## Morningstar Category

US Fund Large Blend

## Lipper Category

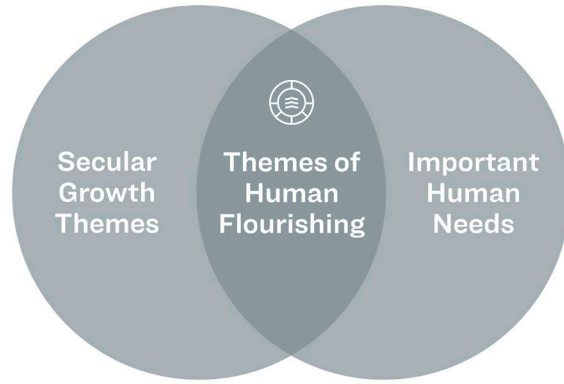
Large-Cap Core

## Total Net Assets

\$169M

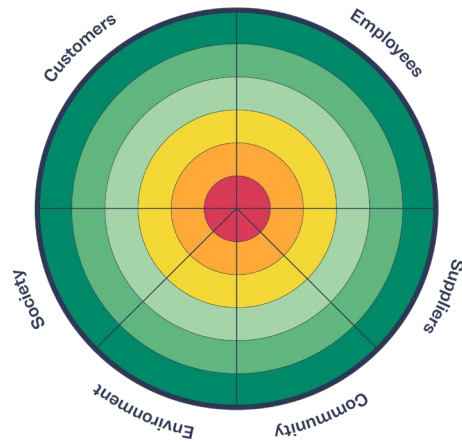
As of March 31, 2026. The S&P 500 is an index created by Standard & Poor's of American stocks with the largest market capitalization. Investors cannot directly invest in an index, and unmanaged index returns do not reflect any fees, expenses, or sales charges. The volatility of an index may be materially different than that of the Fund, and investors should not expect the Fund to achieve the same results as a listed index.

# Eventide Distinctives



## Themes of Human Flourishing

**Seeking to invest in companies positioned to participate in long-term secular investment themes that serve important human needs.**



## Creating Compelling Value for Society and the Global Common Good

**Focused on identifying and investing in companies capable of increasing profitability and growth by serving well the needs of customers, employees, suppliers, communities, the environment, and society.**

For informational purposes only. There is no guarantee that the Adviser's approach will produce the desired results. All investments involve risks, including the possible loss of principal. We refer to long-term secular investment themes as those that tend to be persistent through market conditions.

# Fund Distinctives

---

## A Thematic Approach

**Seeking to invest in companies best positioned to participate in long-term secular investment themes.**

## Large Cap Orientation

**Seeking to invest at least 80% of its assets in companies with large market capitalizations.**

## Seeking Differentiated Returns

**The portfolio is designed to be diversified with a greater allocation to fewer names to seek a higher active share in comparison to its benchmark and the broader market.**

There is no guarantee that the Adviser's approach will produce the desired results. All investments involve risks, including the possible loss of principal. We refer to long-term secular investment themes as those that tend to be persistent through market conditions.

# Portfolio Management



## Andy Singer, CFA

Portfolio Manager, Senior Research Analyst

Andrew Singer, CFA, serves as Co-Portfolio Manager for Eventide's Dividend Growth Strategy, Portfolio Manager for Eventide's Large Cap Core Strategy, and Senior Research Analyst on other Eventide strategies.

### *Experience and Education*

- Investment analyst at Credit Suisse, BlackRock, and John Hancock
- MBA from Babson College
- BA in Quantitative Economics from Tufts University



## Dolores Bamford, CFA

Co-Chief Investment Officer,  
Senior Portfolio Manager

Dolores Bamford, CFA, serves as Co-Chief Investment Officer and Senior Portfolio Manager for Eventide. She serves as Lead Portfolio Manager for Eventide's Dividend Growth, Dividend Value, and Balanced Strategies and is Co-Portfolio Manager for Eventide's Large Cap Core Strategy.


### *Experience and Education*

- Managing Director and Portfolio Manager at Goldman Sachs
- Senior Vice President and Portfolio Manager at Putnam Investments
- Investment Researcher at Fidelity Investments
- SM in Management from MIT Sloan School of Management
- BA in Economics from Wellesley College

# Investment Team



**Finny Kuruvilla,  
MD, PhD**  
Co-CIO, Senior  
Portfolio Manager



**Dolores  
Bamford, CFA**  
Co-CIO, Senior  
Portfolio Manager



**Chris Grogan,  
CFA**  
Portfolio Manager,  
Director of Asset  
Allocation Services




**I-hung Shih,  
PhD**  
Portfolio Manager,  
Managing Director




**Andrew Singer,  
CFA**  
Portfolio Manager,  
Senior Research  
Analyst



**Tyler Frugia**  
Portfolio Manager,  
Head of Portfolio  
Analytics



**Darric White**  
Portfolio Manager,  
Senior Research  
Analyst




**Westley Dupray,  
CFA**  
Senior Research  
Analyst,  
Partner



**Bert Kinsey,  
PhD, PharmD**  
Research Analyst,  
Principal




**Drew  
Biedermann,  
PhD**  
Research Analyst,  
Senior Associate



**Reginald Smith**  
Portfolio Manager,  
Senior Research  
Analyst



**Faina Rozental-  
Behr**  
Portfolio Manager,  
Senior Research  
Analyst




**Nicholas  
Leibold, CFA**  
Senior Research  
Analyst



**Claudia Kwan**  
Research Analyst



**Alexandra  
Cobourn**  
Research Analyst



**Adam Golpavar**  
Associate Research  
Analyst



**Xavier Raju**  
Associate Analyst

# Trading Team

---



**Colin Delaney**  
Head of Trading, Portfolio  
Specialist



**Conor Kelly**  
Trader

# Business 360<sup>®</sup> Research Team

---



**Tyler Frugia**  
Portfolio  
Manager, Head  
of Portfolio  
Analytics



**Brock Treworgy,**  
**CAMS, CFE**  
Business 360  
Research  
Manager



**Abel Ballew**  
Senior Business  
360 Analyst,  
Team Lead



**Jaime Joshua**  
Senior Business  
360 Research  
Analyst,  
Stewardship  
Lead

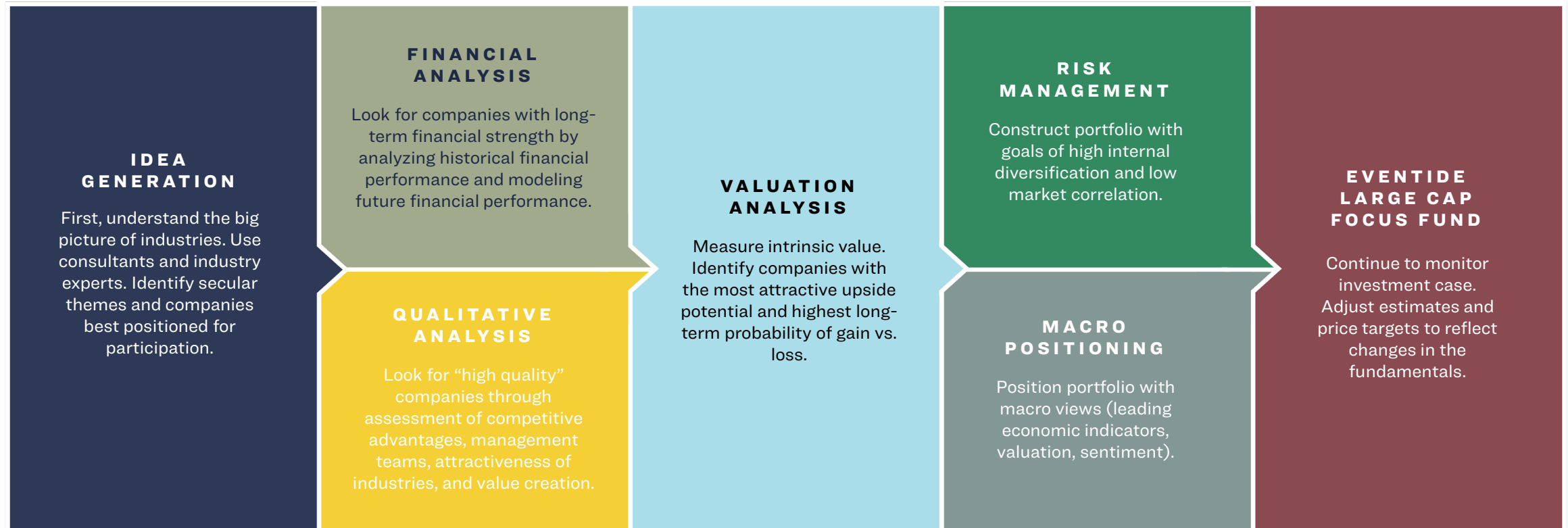
# Investment Philosophy

---

We believe **high-quality companies** that excel at **creating value for others** and **trade at a discount to intrinsic value** offer superior long-term risk-adjusted returns.

The Adviser's judgment about the quality and intrinsic value of companies may prove to be incorrect. There is no guarantee that any investment will achieve its objectives, generate positive gains, or avoid losses.

# Investment Process



The Adviser’s judgment about the quality and intrinsic value of companies may prove to be incorrect. There is no guarantee that any investment will achieve its objectives, generate positive gains, or avoid losses. We refer to long-term secular investment themes as those that tend to be persistent through market conditions.

# Idea Generation

---

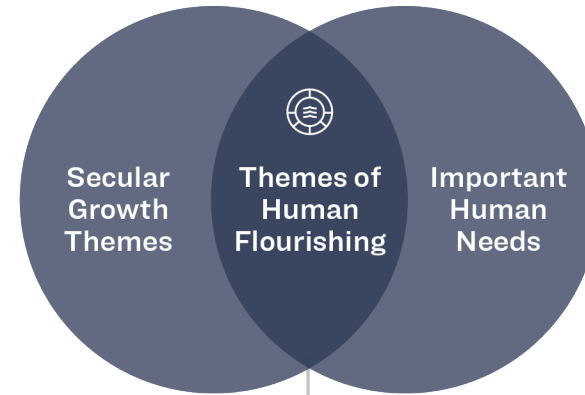
Start with themes, then identify companies we believe are best positioned for participation

- Understand the big picture of industries.
- Discern attractive long-term secular investment themes.
- Leverage consultants, industry experts, Key Opinion Leaders.
- Review industry specific reports, trends, and third-party research.
- Study competitors, suppliers, and customers of existing holdings.
- Identify companies we believe are best positioned for participation.

The Adviser's judgment about industries, secular themes, and particular companies may prove to be incorrect. There is no guarantee that any investment will achieve its objectives, generate positive returns, or avoid losses. We refer to long-term secular investment themes as those that tend to be persistent through market conditions.

# Investment Themes

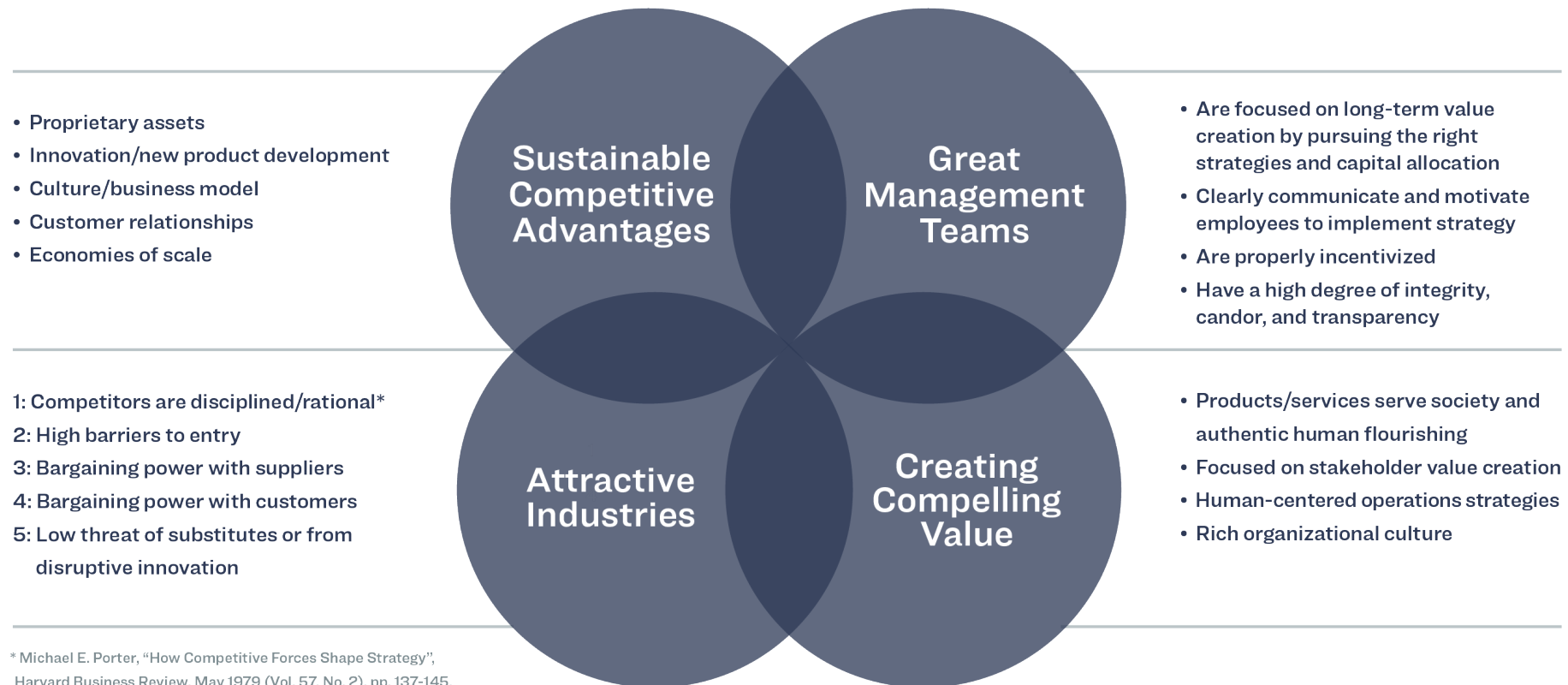
Seeking to invest in companies positioned at the nexus of long-term secular growth themes and important human needs.



These are representative examples of themes in the Eventide Funds. We refer to long-term secular investment themes as those that tend to be persistent through market conditions. The Adviser's judgment about secular themes may prove to be incorrect. There is no guarantee that any investment will achieve its objectives, generate positive returns, or avoid losses.

# Qualitative Analysis

Look for “high-quality” companies, which we believe to have:



The Adviser’s judgment about the quality of a particular company may prove to be incorrect. There is no guarantee that any investment will achieve its objectives, generate positive returns, or avoid losses.

## Our Research Framework: Business 360<sup>®</sup>

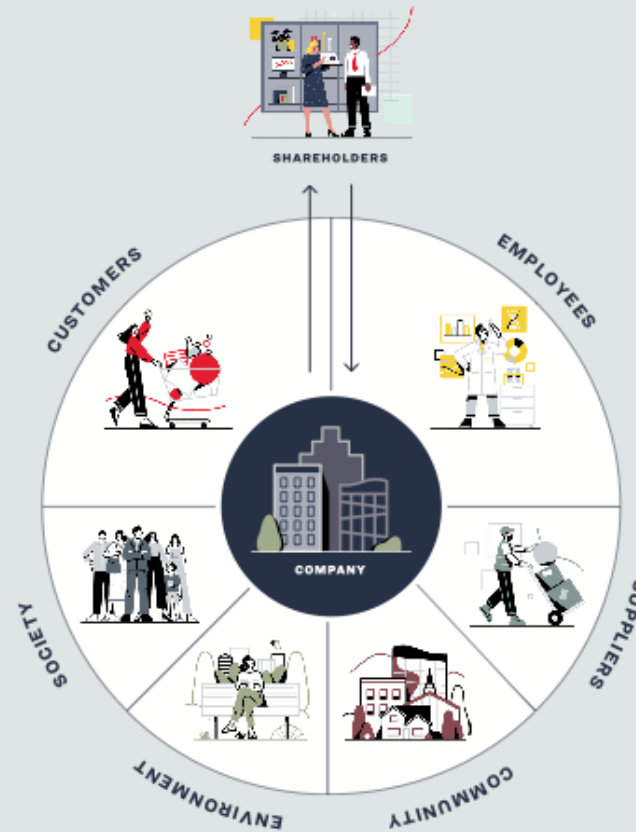
---

A **holistic, proprietary framework** for evaluating both a company's **long-term competitive advantage** and its impact on **human flourishing** by analyzing its **operations and strategy** through the lens of **key stakeholders**.

# We believe what's right...

Companies that place a premium on:

- Customer satisfaction
- Employee morale
- Supplier partnership
- Societal impact
- Environmental stewardship



# ...is also smart.

Tend to have:

- Higher customer loyalty
- Higher productivity
- Resilient supply chains
- Stronger brands
- Sustainable productive yield

Reference to Eventide's Business 360<sup>®</sup> approach is provided for illustrative purposes only and indicates a general framework of guiding principles that inform Eventide's overall research process. The Adviser's judgment about the quality of a particular company may prove to be incorrect. There is no guarantee that any investment will achieve its objectives, generate positive returns, or avoid losses. The term "smart" is used for informational purposes only, and does not imply a certain level of skill of training by the Adviser.

# Financial Analysis

## Look for companies with long-term financial strength

- QUALITIES:**
- ✓ Revenue growth that is consistent and repeatable
  - ✓ Pricing power
  - ✓ Operating margins that are increasing and operating leverage so that profits increase with higher revenues
  - ✓ Positive free cash flow
  - ✓ Profitable or has the potential to achieve profitability in the next few years
  - ✓ Strong Balance Sheet with low financial leverage
  - ✓ Return on Invested Capital (ROIC) that is high and increasing

- Analyze historical financial performance.

- Model future financial performance:

**3-YEAR FORECAST:**

- Income Statement
- Balance Sheet
- Cash Flow Statement

**5-TO 10-YEAR FORECAST:**

- Earnings Power
- Free Cash Flow

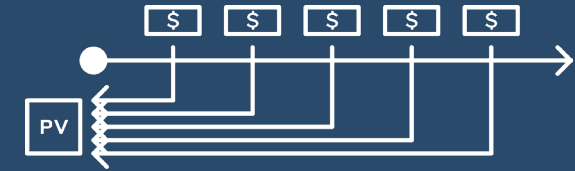
- Compare our estimates with market consensus to assess opportunity.

The Adviser's analysis may prove to be incorrect. There is no guarantee that any investment will achieve its objectives, generate positive returns, or avoid losses.

# Valuation Analysis

## Look for companies with attractive value and potential

- Measure intrinsic value through Discounted Cash Flow (DCF) analysis.
- Build DCF model using forecast assumptions and then probability-adjust the calculated net present value based on our qualitative assessment of the company.
- Conduct a comparable company valuation analysis and use other valuation methodologies that we deem appropriate (e.g., sum-of-the-parts, historical multiples)
- Triangulate the valuation between the DCF (the primary method) and the other methods to better analyze different scenarios.
- Analyze different scenarios, such as upside and downside cases.
- Compare our estimates of the company's valuation to where the stock is currently trading.



We believe the best way to measure the intrinsic value of a company is with **Discounted Cash Flow** valuation analysis.

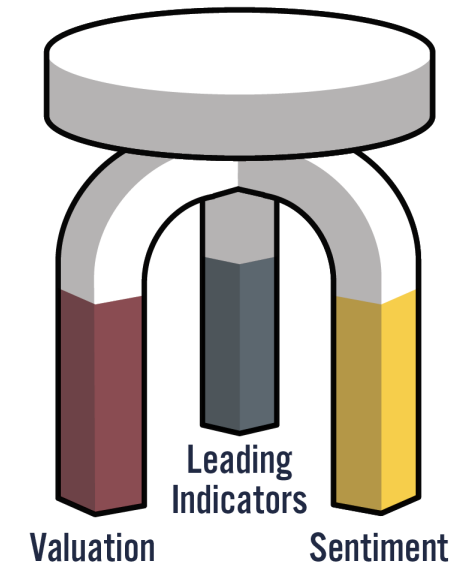
This takes into account the magnitude, timing, and risk of future free cash flows, discounted to today based on the company's cost of capital. It also takes into account the sustainability of its potential competitive advantages (reflected in the fade rate).

The Adviser's analysis may prove to be incorrect. There is no guarantee that any investment will achieve its objectives, generate positive returns, or avoid losses.

# Macro Positioning

## Position portfolio according to our macro views

- Establish macro views by synthesizing three key data streams:
  - Leading economic indicators
  - Valuation
  - Sentiment
- Position portfolio using cash and other tools to allow stock selection on fundamental grounds to mesh with our macro views at the portfolio level.



There is no guarantee that the Adviser's views will be accurate or come to pass. All investments involve risk, including the possible loss of principal.

# Portfolio Construction

---

## Risk Management

- Sector positioning largely the result of individual stock selection.
- Macroeconomic analysis may also be applied in decisions about asset allocation and position sizes.
- Seeks internal diversification from owning companies in various sectors and industries.
- Diversifies risk sensitivity to factors that would impact specific holdings such as end-market exposure, geographic exposures, and competitive dynamics.

There is no guarantee that the Adviser's approach will produce the desired results. All investments involve risk, including the possible loss of principal.

# Portfolio Construction

---

## Ongoing Evaluation

- Typically hold 25-50 companies.
- Devote approximately 50% of investment team time to actively monitoring portfolio holdings, scrutinizing investment case, and building conviction through circling diligence.
- Pay careful attention to both bull and (especially) bear arguments.
- Adjust estimates, price targets, conclusions, and position sizes to reflect changes in fundamentals.

There is no guarantee that the Adviser's approach will produce the desired results. All investments involve risk, including the possible loss of principal.

# Sell Discipline

---

## Continuously scrutinize investment case

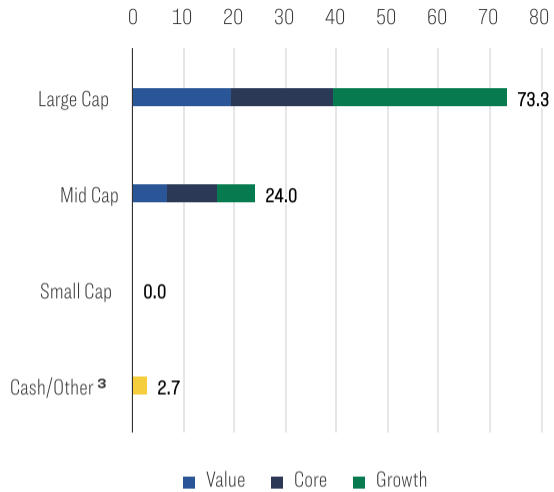
- Investment case no longer intact
- No longer meets Eventide's Business 360<sup>®</sup> criteria
- Price target achieved
- Management transition or other concerns
- More attractive use of capital elsewhere

For informational purposes only. There is no guarantee that any investment will achieve its objectives, generate positive returns, or avoid losses. Reference to Eventide's Business 360<sup>®</sup> approach is provided for illustrative purposes only and indicates a general framework of guiding principles that inform Eventide's overall research process.

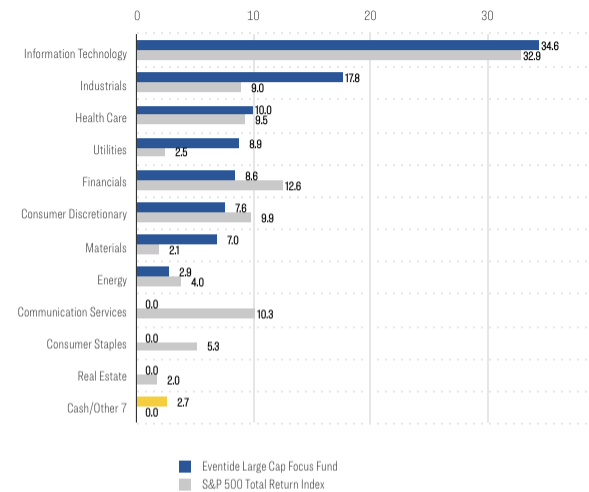
# Composition

A: ETLAX | C: ETLCX | I: ETLIX | N: ETLNX

**Portfolio Composition<sup>1 2</sup> (%)** 03/31/2026



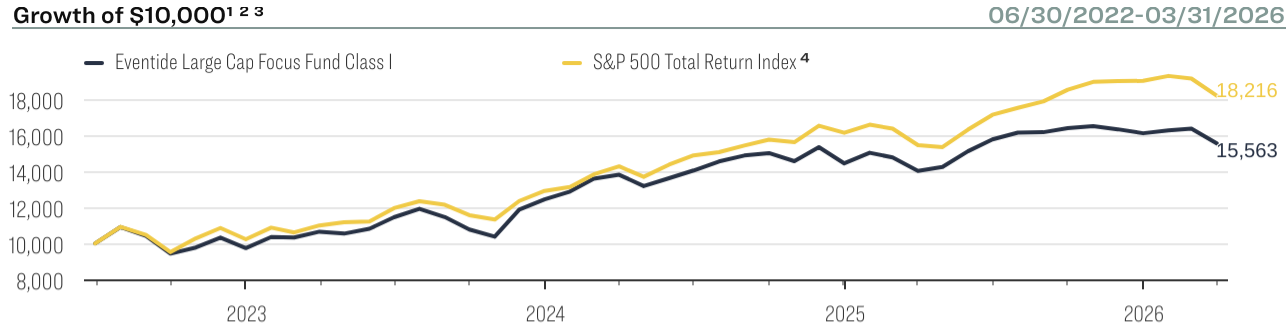
**Sector Allocation<sup>2 4</sup> (%)** 03/31/2026



1. Source: © Morningstar, Inc. (2026). All rights reserved. The information contained herein: (1) is proprietary to Morningstar and/or its content providers; (2) may not be copied or distributed; and (3) is not warranted to be accurate, complete or timely. Neither Morningstar nor its content providers are responsible for any damages or losses arising from any use of this information.
2. Allocation percentages are subject to change at any time, and should not be considered investment advice. Due to rounding, numbers may not add up to 100.
3. Includes cash, cash equivalents, money market funds and options.
4. Source: Bloomberg Finance L.P.

# Growth of 10k

A: ETLAX | C: ETLCX | I: ETLIX | N: ETLNX



*Eventide Large Cap Focus Fund expenses: Class I, Gross Expenses 1.13%, Net Expenses 0.94%; Class A, Gross Expenses 1.38%, Net Expenses 1.19%; Class C, Gross Expenses 2.13%, Net Expenses 1.94%; Class N, Gross Expenses 1.33%, Net Expenses 1.14%. The adviser has contractually agreed to waive fees and/or reimburse expenses of the Fund through 10/31/2026. The agreement may be terminated by the Fund's Board of Trustees on 60 days' written notice.*

***This is a hypothetical illustration and is not intended to reflect the actual performance of any particular account. Future performance cannot be guaranteed and investment returns will fluctuate with market conditions.***

***Performance is historical and does not guarantee future results. Investment return and principal value will fluctuate with changing market conditions so that when redeemed, shares may be worth more or less than their original cost. Current performance may be lower or higher than the data quoted. Investors cannot directly invest in an index, and unmanaged index returns do not reflect any fees, expenses, or sales charges. The volatility of an index may be materially different than that of the Fund, and investors should not expect the Fund to achieve the same results as a listed index. This material must be read along with the Fund's prospectus, which may be obtained at [eventidefunds.com/prospectus](http://eventidefunds.com/prospectus). Performance data current to the most recent month-end may be obtained by calling 1-877-771-EVEN (3836).***

1. This chart is for illustrative purposes and assumes that a \$10,000 investment was made on the Fund's inception date of 06/30/2022 and that all dividends and capital gains were reinvested. Hypothetical performance often shows markedly better results than actual management and should not be the basis for an investment decision. A variety of factors could impact investment decision making or otherwise cause differences between the hypothetical performance and actual investor returns.
2. Compares the Eventide Large Cap Focus Fund Class I's performance to index performance over the periods shown. Performance will differ for other fund classes, based upon fees and commissions.
3. The returns shown do not reflect the deduction of taxes that a shareholder would pay on fund distributions or on the redemption of fund shares. Because of ongoing market volatility, fund performance may be subject to substantial short-term changes.
4. The S&P 500 is an index created by Standard & Poor's of American stocks with the largest market capitalization.

# Trailing Returns

A: ETLAX | C: ETLCX | I: ETLIX | N: ETLNX

Trailing Returns <sup>1</sup> (%)								03/31/2026
Eventide Large Cap Focus Fund	YTD	3-mos	1-year	3-year <sup>2</sup>	5-year <sup>2</sup>	10-year <sup>2</sup>	Since Inception <sup>2</sup>	Inception Date
Class I	-3.50	-3.50	10.88	13.47	-	-	12.52	06/30/2022
Class A without load	-3.52	-3.52	10.65	13.19	-	-	12.25	06/30/2022
Class A with 5.75% load	-9.09	-9.09	4.29	10.97	-	-	10.49	06/30/2022
Class C	-3.66	-3.66	9.82	12.39	-	-	11.45	06/30/2022
Class N	-3.51	-3.51	10.71	13.26	-	-	12.32	06/30/2022
<i>Benchmark</i>								
S&P 500 Total Return Index <sup>3</sup>	-4.33	-4.33	17.80	18.32	-	-	17.34	06/30/2022

1. The returns shown do not reflect the deduction of taxes that a shareholder would pay on fund distributions or on the redemption of fund shares. Because of ongoing market volatility, fund performance may be subject to substantial short-term changes.
2. Performance figures for periods greater than 1 year are annualized. Annualized since inception figures use an inception date of 06/30/2022.
3. The S&P 500 is an index created by Standard & Poor's of American stocks with the largest market capitalization.

*Eventide Large Cap Focus Fund expenses: Class I, Gross Expenses 1.13%, Net Expenses 0.94%; Class A, Gross Expenses 1.38%, Net Expenses 1.19%; Class C, Gross Expenses 2.13%, Net Expenses 1.94%; Class N, Gross Expenses 1.33%, Net Expenses 1.14%. The adviser has contractually agreed to waive fees and/or reimburse expenses of the Fund through 10/31/2026. The agreement may be terminated by the Fund's Board of Trustees on 60 days' written notice.*

*Performance is historical and does not guarantee future results. Investment return and principal value will fluctuate with changing market conditions so that when redeemed, shares may be worth more or less than their original cost. Current performance may be lower or higher than the data quoted. Investors cannot directly invest in an index, and unmanaged index returns do not reflect any fees, expenses, or sales charges. The volatility of an index may be materially different than that of the Fund, and investors should not expect the Fund to achieve the same results as a listed index. This material must be read along with the Fund's prospectus, which may be obtained at [eventidefunds.com/prospectus](http://eventidefunds.com/prospectus). Performance data current to the most recent month-end may be obtained by calling 1-877-771-EVEN (3836).*

# Calendar Year Returns

A: ETLAX | C: ETLCX | I: ETLIX | N: ETLNX

Calendar Year Returns <sup>1 2</sup> (%)	2023-2025		
	2023	2024	2025
Eventide Large Cap Focus Fund I	27.84	16.11	11.60
S&P 500 Total Return Index <sup>3</sup>	26.29	25.02	17.88

*Eventide Large Cap Focus Fund expenses: Class I, Gross Expenses 1.13%, Net Expenses 0.94%; Class A, Gross Expenses 1.38%, Net Expenses 1.19%; Class C, Gross Expenses 2.13%, Net Expenses 1.94%; Class N, Gross Expenses 1.33%, Net Expenses 1.14%. The adviser has contractually agreed to waive fees and/or reimburse expenses of the Fund through 10/31/2026. The agreement may be terminated by the Fund's Board of Trustees on 60 days' written notice.*

*Performance is historical and does not guarantee future results. Investment return and principal value will fluctuate with changing market conditions so that when redeemed, shares may be worth more or less than their original cost. Current performance may be lower or higher than the data quoted. Investors cannot directly invest in an index, and unmanaged index returns do not reflect any fees, expenses, or sales charges. The volatility of an index may be materially different than that of the Fund, and investors should not expect the Fund to achieve the same results as a listed index. This material must be read along with the Fund's prospectus, which may be obtained at [eventidefunds.com/prospectus](http://eventidefunds.com/prospectus). Performance data current to the most recent month-end may be obtained by calling 1-877-771-EVEN (3836).*

1. Compares the Eventide Large Cap Focus Fund Class I's performance to index performance over the periods shown. Performance will differ for other fund classes, based upon fees and commissions.
2. The returns shown do not reflect the deduction of taxes that a shareholder would pay on fund distributions or on the redemption of fund shares. Because of ongoing market volatility, fund performance may be subject to substantial short-term changes.
3. The S&P 500 is an index created by Standard & Poor's of American stocks with the largest market capitalization.

# Market Risk

A: ETLAX | C: ETLCX | I: ETLIX | N: ETLNX

**Market Risk<sup>1 2 3</sup>**

**03/31/2026**

	Standard Deviation		Beta		Alpha(%)		R-Squared(%)	
	3-yr	Inception	3-yr	Inception	3-yr	Inception	3-yr	Inception
Eventide Large Cap Focus I	14.71	16.06	1.12	1.02	-5.45	-4.28	84.28	86.34
S&P 500 Total Return Index <sup>4</sup>	12.06	14.63	1.00	1.00	-	-	100.00	100.00

1. Source: © Morningstar, Inc. (2026). All rights reserved. The information contained herein: (1) is proprietary to Morningstar and/or its content providers; (2) may not be copied or distributed; and (3) is not warranted to be accurate, complete or timely. Neither Morningstar nor its content providers are responsible for any damages or losses arising from any use of this information.
2. The performance and risk factor comparisons are against the S&P 500 Total Return Index. Alpha is a measure of performance on a risk-adjusted basis. It takes the volatility (price risk) of a fund and compares its risk-adjusted performance to the Index. Any excess return of a fund relative to the return of the Index is a fund's alpha. Beta is a measure of the volatility of a fund relative to the Index. A beta greater than 1 is more volatile than the Index. R-Squared is a measure of how a fund's performance correlates with the Index's performance and it can help assess how likely it is that beta is statistically significant. Standard Deviation of return measures the amount of variation in historical performance from period to period.
3. Annualized since inception figures use an inception date of 07/01/2022 and not the actual inception date of 06/30/2022 as only full month data is used in Market Risk calculations.
4. The S&P 500 is an index created by Standard & Poor's of American stocks with the largest market capitalization.

# Important Information

---

**Mutual funds involve risk including the possible loss of principal. Past performance does not guarantee future results.**

The Fund's ethical values screening criteria could cause it to under-perform similar funds that do not have such screening criteria. Large capitalization companies may be subject to more limited growth potential, and be less able to adapt to changing market conditions than smaller capitalization companies. It may be susceptible to an increased risk of loss because the Fund's investments are concentrated in the semiconductor and software industries and the Fund may invest a substantial portion of its assets in one or more sectors of the economy, such as the technology, industrial, consumer discretionary and healthcare sectors. Semiconductor companies carry risks such as limited product lines, competition for qualified personnel, rapid obsolescence of equipment, and dependence on patent and intellectual property rights, the loss or impairment of which can adversely affect profitability. Software companies carry risks such as rapidly changing technology, rapid product obsolescence, competitive pressures, cyclical market patterns, availability and price of components and frequent new product introductions. The Fund can have risk related to option investing. There are special risks associated with investments in foreign companies including exposure to currency fluctuations, less efficient trading markets, political instability and differing auditing and legal standards. The Fund can invest in private companies. Private investments include various risks including but not limited to lack of liquidity, capital commitment risk, and valuation risk. Private companies may not be financially profitable and have uncertain futures, subjecting them to additional risks.

Investors should consider a fund's investment objectives, risks, charges and expenses carefully before investing or sending money. This and other important information can be found in the [prospectus](http://www.eventidefunds.com/prospectus), which can be obtained at [www.eventidefunds.com/prospectus](http://www.eventidefunds.com/prospectus) or by calling 1-877-771-EVEN (3836). Please read the prospectus carefully before investing. Eventide Mutual Funds are distributed by Northern Lights Distributors, LLC, Member FINRA/SIPC, which is not affiliated with Eventide Asset Management, LLC.

# Investment Ideals

---

We seek investment opportunities that reflect these ideals:

- ✓ **We believe in respecting the life and dignity of all people.** This means we invest in areas that honor life, like treatments seeking to address challenging diseases. This also means we seek to avoid profiting from anything designed to harm or exploit a life including abortion services, weaponry, and tobacco.
- ✓ **We believe in preserving justice and peace.** This means we look to invest in companies that are governed by strong ethics and take extra precautions when considering companies with ties to countries where we have concerns about human rights abuses.
- ✓ **We believe in the importance of family and community.** This means we look to serve marginalized communities and people. This also means we don't invest in harmful or addictive products or services such as violent entertainment or pornography.
- ✓ **We believe in responsible management practices.** This means we look to invest in companies with leadership teams that treat their employees, customers, and other stakeholders fairly. This also means we don't invest in companies with a concerning record of mistreatment, litigation, or regulatory actions.
- ✓ **We believe in environmental stewardship.** This means we look to invest in companies supporting the expansion to cleaner, more efficient sources of energy and companies leading in their industries toward better stewardship practices. This also means we don't invest in companies with a concerning record of environmental fines or abuse.

The Fund's ethical values screening criteria could cause it to underperform similar funds that do not have such screening criteria. This could be due to ethically acceptable companies falling out of favor with investors or failing to perform as well as companies that do not meet the Fund's ethical screening guidelines. The Adviser's judgment about the quality of a particular company may prove to be incorrect. There is no guarantee that any investment will achieve its objectives, generate positive returns, or avoid losses.


# Values-Based Analysis

There are three dimensions to our approach to values-based investing:




## **AVOID**

Create an investable universe of securities that pass our screens, grounded in our values.



## **EMBRACE**

Conduct original Business 360<sup>®</sup> research to find the highest quality opportunities that contribute to human flourishing through value creation for society and other key stakeholders.



## **ENGAGE**

Engage portfolio companies and security issuers on Business 360<sup>®</sup> issues to advocate for positive change.


The Strategy's ethical values screening criteria could cause it to underperform similar strategies that do not have such screening criteria. This could be due to ethically acceptable companies falling out of favor with investors or failing to perform as well as companies that do not meet the Strategy's ethical screening guidelines. Reference to Eventide's Business 360 approach is provided for illustrative purposes only and indicates a general framework of guiding principles that inform Eventide's overall research process. The Adviser's judgment about the quality of a particular company may prove to be incorrect. There is no guarantee that any investment will achieve its objectives, generate positive returns, or avoid losses.

# Sales Team

---



**Michael Schnackenberg**  
Head of  
Distribution



**Jacob Seif,**  
**CIMA<sup>®</sup>, CFP<sup>®</sup>**  
Director of  
Advisor Sales




**Mark Wambolt**  
Head of  
Strategic  
Partnerships




**Greg Gunter**  
Senior Regional  
Director,  
**Southeast  
Region**




**Lans Slack**  
Senior Regional  
Director, **Mid-  
Atlantic Region**



**Colby Smidt**  
Regional  
Director, **New  
England Region**



**Spencer Martin**  
Regional  
Director,  
**Midwest Region**



**Tytus Moen**  
Regional  
Director,  
**Southwest  
Region**



**Clay Henderson**  
Regional  
Director, **West  
Coast Region**



**Ally Espinosa**  
Director of Key  
Accounts



**Nathan Parrott**  
Regional  
Director, **Pacific  
Northwest  
Region**



**Rob Carney**  
Senior Manager,  
Institutional  
Services



**Matt McEathron**  
Regional  
Director,  
Institutional  
Sales

# Investment Consulting Group

---



---

**Chris Grogan,  
CFA**  
Portfolio  
Manager,  
Director of Asset  
Allocation  
Services


---



---

**Fred Ge, CFA**  
Senior Portfolio  
Consultant

---



---

**Robert Carney**  
Senior Manager,  
Institutional  
Services

---



**INVESTING THAT MAKES  
THE WORLD REJOICE<sup>®</sup>**

**Eventide Asset Management, LLC | One International Place, Ste. 4210 | Boston, MA 02110 | 877-771-EVEN (3836)**