

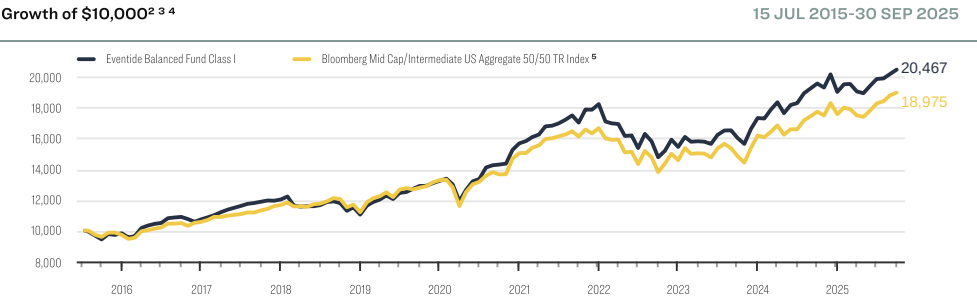
Balanced Fund Fact Sheet



September 30, 2025

Class I: ETIMX | Class A: ETAMX | Class C: ETCMX | Class N: ETNMX

The Eventide Balanced Fund is a diversified mutual fund seeking current income while maintaining the potential for capital appreciation. The Fund seeks to achieve its objectives by balancing exposure between fixed-income and equity-income categories. The Fund invests in securities of companies and other entities that we believe demonstrate values and business practices that are ethical, sustainable, and provide an attractive investment opportunity.



This is a hypothetical illustration and is not intended to reflect the actual performance of any particular account. Future performance cannot be guaranteed and investment returns will fluctuate with market conditions.

Trailing Returns ⁴ (%) 30 Sep 2025								
Eventide Balanced Fund	YTD	3-mos	1-year	3-year ⁶	5-year ⁶	10-year ⁶	Since Inception ⁶	Inception Date
Class I	7.64	3.08	4.62	11.48	7.44	8.05	7.27	07/15/2015
Class A without load	7.43	3.01	4.35	11.21	7.22	7.81	7.03	07/15/2015
Class A with 5.75% load	1.24	-2.94	-1.67	9.04	5.95	7.18	6.41	07/15/2015
Class C	6.82	2.77	3.53	10.37	6.36	6.98	6.20	07/15/2015
Class N	7.48	3.02	4.41	11.29	7.23	7.84	7.06	07/15/2015
Benchmarks and Components								
Bloomberg Mid Cap/Intermediate US Aggregate 50/50 TR Index ⁵	8.01	3.89	7.03	11.17	6.81	7.06	6.47	07/15/2015
Bloomberg US Mid Cap Index ⁵	9.72	6.03	9.76	16.91	12.81	11.70	10.43	07/15/2015
Bloomberg U.S. Intermediate Aggregate Bond Index ⁵	6.01	1.79	3.82	5.14	0.50	1.87	1.93	07/15/2015

Calendar Year Returns ^{3 4} (%) 2016-2024									
Eventide Balanced Fund I	2016	2017	2018	2019	2020	2021	2022	2023	2024
Eventide Balanced Fund I	9.23	11.98	-8.17	19.88	18.41	16.28	-15.28	12.16	9.79
Bloomberg Mid Cap/Intermediate US Aggregate 50/50 TR Index ⁵	8.69	10.35	-3.99	18.60	13.23	10.80	-12.50	11.00	8.54
Bloomberg US Mid Cap Index ⁵	15.26	18.93	-9.29	31.00	18.45	23.89	-16.18	16.47	14.46
Bloomberg U.S. Intermediate Aggregate Bond Index ⁵	1.97	2.27	0.92	6.67	5.60	-1.29	-9.50	5.18	2.46

Distributions and Yield ⁴ Oct 2024 - Sep 2025									
Oct 2024 - Sep 2025	Class I	Class A	Class C	Class N	Sec 30-Day Yield ⁹	Class I	Class A	Class C	Class N
Distributions ⁷	\$0.33	\$0.29	\$0.17	\$0.30	Subsidized (Waiver)	2.15%	1.80%	1.17%	1.96%
12-Month Yield ⁸	2.03%	1.78%	1.06%	1.83%	Unsubsidized (No Waiver)	2.15%	1.80%	1.17%	1.96%

Performance is historical and does not guarantee future results. Investment return and principal value will fluctuate with changing market conditions so that when redeemed, shares may be worth more or less than their original cost. Current performance may be lower or higher than the data quoted. Investors cannot directly invest in an index, and unmanaged index returns do not reflect any fees, expenses, or sales charges. The volatility of an index may be materially different than that of the Fund, and investors should not expect the Fund to achieve the same results as a listed index. This material must be read along with the Fund's prospectus, which may be obtained at eventidefunds.com/prospectus. Performance data current to the most recent month-end may be obtained by calling 1-877-771-EVEN (3836).

TOP HOLDINGS¹ (%)

- Trane Technologies PLC (2.59%) HVAC systems for energy efficiency and reduced carbon emissions
- Arthur J Gallagher & Co (2.13%) Commercial insurance and reinsurance broker
- The Williams Companies Inc (1.92%) Gathers and transports natural gas for global markets
- nVent Electric PLC (1.92%) Electronic packaging and networking solutions
- Nasdaq (1.85%) Provides financial technology to capital markets
- Entergy Corporation (1.76%) Generates, transmits, and distributes electricity to customers across the southern United States
- Steris PLC (1.63%) Infection prevention and other procedural products and services
- Pentair PLC (1.62%) Global water company delivering sustainable water solutions
- KLA Corp (1.53%) Semiconductors and semiconductor assembly solutions
- EastGroup Properties Inc (1.50%) Real estate investment trust developing industrial properties in the sunbelt market

1. Does not include cash/money market funds/equivalents. Based on percentage of net assets. Holdings can change at any time, are subject to risks discussed in the Funds prospectus, and should not be considered investment advice.

2. This chart is for illustrative purposes and assumes that a \$10,000 investment was made on the Fund's inception date of 07/15/2015 and that all dividends and capital gains were reinvested. Hypothetical performance often shows markedly better results than actual management and should not be the basis for an investment decision. A

variety of factors could impact investment decision making or otherwise cause differences between the hypothetical performance and actual investor returns.

3. Compares the Eventide Balanced Fund Class I's performance to index performance over the periods shown. Performance will differ for other fund classes, based upon fees and commissions.

4. The returns shown do not reflect the deduction of taxes that a shareholder would pay on fund distributions or on the redemption of fund shares. Because of ongoing market volatility, fund performance may be subject to substantial short-term changes.

5. The Bloomberg US Mid Cap Index is a float market-cap-weighted benchmark of the lower 800 in capitalization of the Bloomberg US 1000 Index, which is a float market-cap-weighted benchmark of the 1000 most highly capitalized US companies. The Bloomberg U.S. Intermediate Aggregate Bond Index is a broad-based flagship benchmark that measures the investment grade, US dollar-denominated, fixed-rate taxable bond market with less than 10 years to maturity. The securitized sector is wholly included. The index includes Treasuries, government-related and corporate securities, MBS (mortgage-backed securities), ABS (asset-backed securities), and CMBS (commercial mortgage-backed securities).

6. Performance figures for periods greater than 1 year are annualized. Annualized since inception figures use an inception date of 07/15/2015.

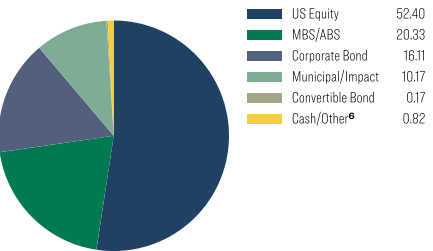
7. Represents the sum of all distributions from the period indicated. Distributions consist of dividend and interest income, capital gains, and/or return of capital. Shareholders should not assume that Fund distributions represent net profit. Income may be distributed regardless of whether such income will be treated as return of capital.

8. 12-Month Yield is the sum of a fund's total trailing 12-month interest and dividend payments divided by the last month's ending share price (NAV) plus any capital gains distributed over the same period.

9. SEC Yield is based on a 30-day (or one-month) period ending 09/30/2025 and is calculated by dividing the net investment income per share earned during the period by the maximum offering price per share on the last day of the period. The SEC yield is a standardized measure of a mutual fund's yield, showing the annualized income earned by the fund over the past 30 days after expenses. The subsidized SEC yield displayed reflects uses net expenses in the calculation while the unsubsidized SEC yield uses gross expenses. For more information see SEC Form N-1A.

OVERVIEW									30 Sep 2025
Fund	Nasdaq	Maximum Sales Charge	Management Fee	Other Expenses ²	12b-1 Fees	Gross Expenses	Net Expenses ³	Inception Date	
Class I	ETIMX	None	0.60%	0.29%	0.00%	0.89%	0.82%	7/15/2015	
Class A	ETAMX	Front-End: 5.75% ¹	0.60%	0.29%	0.25%	1.14%	1.07%	7/15/2015	
Class C	ETCMX	None ¹	0.60%	0.29%	1.00%	1.89%	1.82%	7/15/2015	
Class N	ETNMX	None	0.60%	0.29%	0.20%	1.09%	1.02%	7/15/2015	
Minimum Investment: \$100,000 (Class I ⁴), \$1,000 or \$100 with Automatic Investment Plan (Class A, C, N)									
Net Assets: \$392 million									

Portfolio Breakdown⁵ (%) 30 Sep 2025

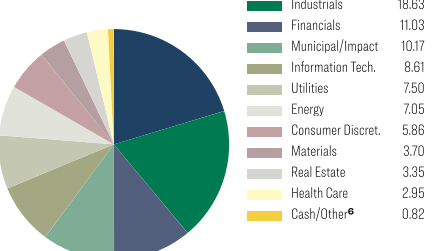


Number of Holdings: 155
Annual Turnover Range⁷: 43%-55% (2023-2025)
Average Effective Duration⁸: 4.1 years

Market Risk^{9 10 11}

	Standard Deviation		Beta		Alpha(%)		R-Squared(%)	
	3-yr	Inception	3-yr	Inception	3-yr	Inception	3-yr	Inception
Eventide Balanced I	9.48	9.59	0.94	0.95	0.64	1.05	94.23	89.49
Bloomberg Mid Cap/Intermediate US Aggregate 50/50 TR Index	9.80	9.57	1.00	1.00	-	-	100.00	100.00

Sector Allocation⁵ (%) 30 Sep 2025



MANAGERS



Dolores Bamford, CFA serves as Co-Chief Investment Officer and Senior Portfolio Manager for Eventide. She is the lead Portfolio Manager for the Eventide High Dividend ETF, Eventide Dividend Growth Fund and Eventide Balanced Fund, and Co-Portfolio Manager for the Eventide Large Cap Focus Fund. Ms. Bamford has over 30 years of investment experience. Prior to joining Eventide in 2019, Ms. Bamford was with Goldman Sachs Asset Management for 13 years (2002-2015), most recently as Managing Director and Portfolio Manager on U.S. Value Equity. She also led Goldman Sachs' U.S. Responsible Equity investments and co-led the Global Sustain Equity investments. Previously, Ms. Bamford was with Putnam Investments for 10 years (1992-2002). Before that, she was with Fidelity Investments (1988-1990), where she served in investment research. Ms. Bamford holds an SM in Management from the MIT Sloan School of Management, a dual-MA in Theology and Church History from Gordon-Conwell Theological Seminary, and a BA in Economics from Wellesley College. She holds the Chartered Financial Analyst designation and is a member of the CFA Society Boston and CFA Institute.



David Dirk, CFA serves as Portfolio Manager for assets allocated to the Fund's Fixed Income Sub-Adviser, Boyd Watterson Asset Management, LLC. Mr. Dirk is Director of Portfolio Management and Trading at Boyd Watterson and has been responsible for directing the firm's Portfolio Management and Trading activity since 2011. This includes the implementation, execution and evaluation of all strategies across Boyd Watterson's suite of fixed income products. Mr. Dirk joined Duff & Phelps, predecessor to Boyd Watterson Asset Management, in 1996. Mr. Dirk holds a CFA charter from CFA Institute, an MBA from Case Western Reserve University, and a BA from Baldwin-Wallace University. He is also a member of the CFA society.

Eventide Asset Management, LLC
One International Place, Suite 4210
Boston, MA 02110
877-771-EVEN (3836)
WWW.EVENTIDEINVESTMENTS.COM

Mutual funds involve risk including the possible loss of principal. Past performance does not guarantee future results. The Fund's ethical values screening criteria could cause it to under-perform similar funds that do not have such screening criteria. The Fund can have risk related to option investing. Investors in the Fund should be aware that interest rates may change at any time based on government policy. In general, the price of a fixed income security falls when interest rates rise. Longer term securities may be more sensitive to changes in interest rates. The intermediate-term bond portion of the Fund's portfolio may represent 0% to 100% of the Fund's portfolio with an average duration of between two and

eight years. The Fund may invest, directly or indirectly, in "junk bonds." Such securities are speculative investments that carry greater risks than higher quality debt securities. The Fund can invest in smaller-sized companies which may experience higher failure rates than larger companies and normally have a lower trading volume than larger companies. There are unique risks associated with asset-backed securities, convertible securities, credit, foreign securities, hedging, income, LIBOR, MLPs, mortgage-backed securities, preferred stocks, prepayment, REITs, securities, U.S. Agency securities, and yieldcos that are covered in the Fund's prospectus and SAI.

This information is for use with concurrent or prior delivery of a fund prospectus, which can be obtained at <https://www.eventidefunds.com/prospectus> or by calling 1-877-771-EVEN (3836). Investors should consider a fund's investment objectives, risks, charges and expenses carefully before investing or sending money. Eventide Mutual Funds are distributed by Northern Lights Distributors, LLC, Member FINRA/SIPC, which is not affiliated with Eventide Asset Management, LLC.