

Large Cap Focus Fund Fact Sheet

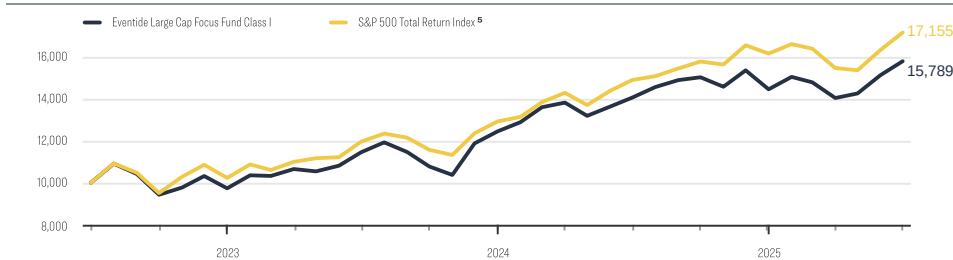
June 30, 2025

Class I: ETLIX | Class A: ETLAX | Class C: ETLCX | Class N: ETLNX

The Eventide Large Cap Focus Fund seeks to invest at least 80% of its assets in companies with large market capitalizations. It is a diversified fund and will typically hold 25-50 companies. The Fund also has the ability to concentrate investments in the software and semiconductor industries (>= 25%).

Growth of \$10,000^{2 3 4}

30 JUN 2022-30 JUN 2025



This is a hypothetical illustration and is not intended to reflect the actual performance of any particular account. Future performance cannot be guaranteed and investment returns will fluctuate with market conditions.

Trailing Returns⁴ (%)

30 Jun 2025

Eventide Large Cap Focus Fund	YTD	3-mos	1-year	3-year ⁶	5-year ⁶	10-year ⁶	Since Inception ⁶	Inception Date
Class I	9.26	12.49	12.32	16.44	-	-	16.44	06/30/2022
Class A without load	9.16	12.41	12.02	16.15	-	-	16.15	06/30/2022
Class A with 5.75% load	2.86	5.95	5.60	13.88	-	-	13.88	06/30/2022
Class C	8.72	12.18	11.24	15.33	-	-	15.33	06/30/2022
Class N	9.22	12.45	12.09	16.24	-	-	16.24	06/30/2022
Benchmark								
S&P 500 Total Return Index ⁵	6.20	10.94	15.16	19.71	-	-	19.71	06/30/2022

Quarterly Returns^{3 4} (%)

Q1 2023-Q2 2025

	Q1 2023	Q2 2023	Q3 2023	Q4 2023	Q1 2024	Q2 2024	Q3 2024	Q4 2024	Q1 2025	Q2 2025
Eventide Large Cap Focus Fund I	9.43	7.52	-5.94	15.52	11.02	1.74	6.87	-3.81	-2.87	12.49
S&P 500 Total Return Index ⁵	7.50	8.74	-3.27	11.69	10.56	4.28	5.89	2.41	-4.27	10.94

Performance is historical and does not guarantee future results. Investment return and principal value will fluctuate with changing market conditions so that when redeemed, shares may be worth more or less than their original cost. Current performance may be lower or higher than the data quoted. Investors cannot directly invest in an index, and unmanaged index returns do not reflect any fees, expenses, or sales charges. The volatility of an index may be materially different than that of the Fund, and investors should not expect the Fund to achieve the same results as a listed index. This material must be read along with the Fund's prospectus, which may be obtained at eventidefunds.com/prospectus. Performance data current to the most recent month-end may be obtained by calling 1-877-771-EVEN (3836).

1. Does not include cash/money market funds/equivalents. Based on percentage of net assets. Holdings can change at any time, are subject to risks discussed in the Funds prospectus, and should not be considered investment advice.

2. This chart is for illustrative purposes and assumes that a \$10,000 investment was made on the Fund's inception date of 06/30/2022 and that all dividends and capital gains were reinvested. Hypothetical performance often shows markedly better results than actual management and should not be the basis for an investment decision. A variety of factors could impact investment decision making or otherwise cause differences between the hypothetical performance and actual investor returns.

3. Compares the Eventide Large Cap Focus Fund Class I's performance to index performance over the periods shown. Performance will differ for other fund classes, based upon fees and commissions.

4. The returns shown do not reflect the deduction of taxes that a shareholder would pay on fund distributions or on the redemption of fund shares. Because of ongoing market volatility, fund performance may be subject to substantial short-term changes.

5. The S&P 500 is an index created by Standard & Poor's of American stocks with the largest market capitalization.

6. Performance figures for periods greater than 1 year are annualized. Annualized since inception figures use an inception date of 06/30/2022.

TOP HOLDINGS¹ (%)

Nvidia Corp (6.36%) Computer graphics processors, chipsets, and multimedia software

S&P Global (5.11%) Provides financial information and data analytics services

Linde PLC (4.89%) World's largest industrial gas company

American Express (4.58%) Provides globally integrated payment solutions

Trane Technologies PLC (4.28%) HVAC systems for energy efficiency and reduced carbon emissions

GE Vernova Inc (4.27%) Provides energy solutions, including renewable energy, power generation, and grid technologies

Broadcom Inc (4.10%) Designs semiconductors and software for networking, storage, and wireless communication

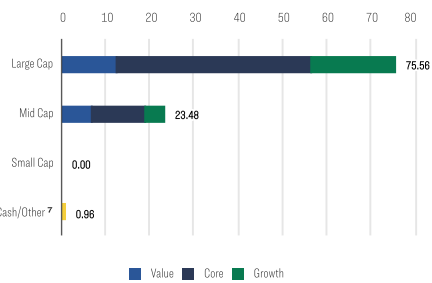
Roper Technologies Inc (3.79%) Software, water metering technologies, and medical products

Intuit Inc. (3.60%) Develops and markets financial management software

O'Reilly Automotive Inc (3.58%) Automotive parts retailer providing strong customer service

OVERVIEW									30 Jun 2025
Fund	Nasdaq	Maximum Sales Charge	Management Fee	Other Expenses ²	12b-1 Fees	Gross Expenses	Net Expenses ³	Inception Date	
Class I	ETLIX	None	0.73%	0.45%	0.00%	1.18%	0.94%	6/30/2022	
Class A	ETLAX	Front-End: 5.75% ¹	0.73%	0.45%	0.25%	1.43%	1.19%	6/30/2022	
Class C	ETLCX	None ¹	0.73%	0.45%	1.00%	2.18%	1.94%	6/30/2022	
Class N	ETLNX	None	0.73%	0.45%	0.20%	1.38%	1.14%	6/30/2022	
Minimum Investment: \$100,000 (Class I ⁴), \$1,000 or \$100 with Automatic Investment Plan (Class A, C, N)									
Net Assets: \$163 million									

Portfolio Composition^{5 6} (%) 30 Jun 2025



Equity market capitalization: \$417.5 billion average, \$96.6 billion median
Number of Holdings: 44

Market Risk^{5 8 9}

	Standard Deviation		Beta		Alpha (%)		R-Squared (%)	
	3-yr	Inception	3-yr	Inception	3-yr	Inception	3-yr	Inception
Eventide Large Cap Focus I	17.48	17.48	1.03	1.03	-3.01	-3.01	87.14	87.14
S&P 500 Total Return Index	15.80	15.80	1.00	1.00	-	-	100.00	100.00

1. Class A and Class C are also subject to a maximum deferred sales charge of 1.00%. This and other expenses that apply to a continued investment in the Fund are described in the Fund's prospectus.

2. Refer to the Fund's SAI for definition of Other Expenses.

3. The adviser has contractually agreed to waive fees and/or reimburse expenses of the Fund through 10/31/2025. The agreement may be terminated by the Fund's Board of Trustees on 60 days' written notice.

4. Class I shares purchased directly from the Funds are not subject to the minimum initial or subsequent investment requirements.

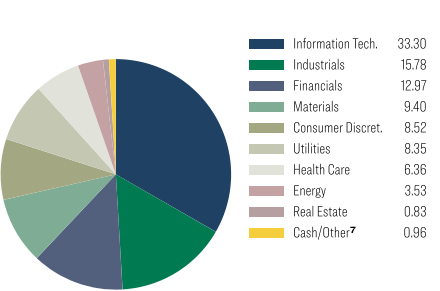
5. Source: © Morningstar, Inc. (2025). All rights reserved. The information contained herein: (1) is proprietary to Morningstar and/or its content providers; (2) may not be copied or distributed; and (3) is not warranted to be accurate, complete or timely. Neither Morningstar nor its content providers are responsible for any damages or losses arising from any use of this information.
6. Allocation percentages are subject to change at any time, and should not be considered investment advice. Due to rounding, numbers may not add up to 100.

7. Includes cash, cash equivalents, money market funds and options.

8. The performance and risk factor comparisons are against the S&P 500 Total Return Index. Alpha is a measure of performance on a risk-adjusted basis. It takes the volatility (price risk) of a fund and compares its risk-adjusted performance to the Index. Any excess return of a fund relative to the return of the Index is a fund's alpha. Beta is a measure of the volatility of a fund relative to the Index. A beta greater than 1 is more volatile than the Index. R-Squared is a measure of how a fund's performance correlates with the Index's performance and it can help assess how likely it is that beta is statistically significant. Standard Deviation of return measures the amount of variation in historical performance from period to period.

9. Annualized since inception figures use an inception date of 07/01/2022 and not the actual inception date of 06/30/2022 as only full month data is used in Market Risk calculations.

Sector Allocation⁶ (%) 30 Jun 2025



MANAGERS



Andrew Singer, CFA serves as Co-Portfolio Manager for the Eventide Dividend Growth Fund and Eventide Large Cap Focus Fund, and Senior Research Analyst for other Eventide funds. Mr. Singer has over 25 years of investment experience. Prior to joining the Adviser, Mr. Singer was an Investment Analyst for Manulife (John Hancock) Asset Management from 2014 to 2016; Research Analyst for Cramer Rosenthal McGlynn from 2009- 2013; Equity Analyst for BlackRock from 2006-2009; Equity Analyst for Evergreen Investments from 2004-2006; and Equity Research Associate for Credit Suisse First Boston from 1997-2002. He has a bachelor's degree in Quantitative Economics from Tufts University and an MBA from Babson College. He holds the Chartered Financial Analyst designation and is a member of the CFA Society Boston and CFA Institute.



Dolores Bamford, CFA serves as Co-Chief Investment Officer and Senior Portfolio Manager for Eventide. She is the lead Portfolio Manager for the Eventide High Dividend ETF, Eventide Dividend Growth Fund and Eventide Balanced Fund, and Co-Portfolio Manager for the Eventide Large Cap Focus Fund. Ms. Bamford has over 30 years of investment experience. Prior to joining Eventide in 2019, Ms. Bamford was with Goldman Sachs Asset Management for 13 years (2002-2015), most recently as Managing Director and Portfolio Manager on U.S. Value Equity. She also led Goldman Sachs' U.S. Responsible Equity investments and co-led the Global Sustain Equity investments. Previously, Ms. Bamford was with Putnam Investments for 10 years (1992-2002). Before that, she was with Fidelity Investments (1988-1990), where she served in investment research. Ms. Bamford holds an SM in Management from the MIT Sloan School of Management, a dual-MA in Theology and Church History from Gordon-Conwell Theological Seminary, and a BA in Economics from Wellesley College. She holds the Chartered Financial Analyst designation and is a member of the CFA Society Boston and CFA Institute.

Eventide Asset Management, LLC
One International Place, Suite 4210
Boston, MA 02110
877-771-EVEN (3836)
WWW.EVENTIDEINVESTMENTS.COM

Mutual funds involve risk including the possible loss of principal. Past performance does not guarantee future results. The Fund's ethical values screening criteria could cause it to underperform similar funds that do not have such screening criteria. Large capitalization companies may be subject to more limited growth potential, and be less able to adapt to changing market conditions than smaller capitalization companies. It may be susceptible to an increased risk of loss because the Fund's investments are concentrated in the semiconductor and software industries and the Fund may invest a substantial portion of its assets in one or more sectors of the economy, such as the technology, industrial, consumer discretionary and healthcare sectors. Semiconductor companies carry risks such as limited

product lines, competition for qualified personnel, rapid obsolescence of equipment, and dependence on patent and intellectual property rights, the loss or impairment of which can adversely affect profitability. Software companies carry risks such as rapidly changing technology, rapid product obsolescence, competitive pressures, cyclical market patterns, availability and price of components and frequent new product introductions. The Fund can have risk related to option investing. There are special risks associated with investments in foreign companies including exposure to currency fluctuations, less efficient trading markets, political instability and differing auditing and legal standards. The Fund can invest in private companies. Private investments include various risks including but not limited to lack of

liquidity, capital commitment risk, and valuation risk. Private companies may not be financially profitable and have uncertain futures, subjecting them to additional risks. This information is for use with concurrent or prior delivery of a fund prospectus, which can be obtained at <https://www.eventidefunds.com/prospectus> or by calling 1-877-771-EVEN (3836). Investors should consider a fund's investment objectives, risks, charges and expenses carefully before investing or sending money. Eventide Mutual Funds are distributed by Northern Lights Distributors, LLC, Member FINRA/SIPC, which is not affiliated with Eventide Asset Management, LLC.