

FEATURES

- › 3/4" LATCH FOR RATED PAIRED DOOR APPLICATION PER NFPA 80 AVAILABLE
- › C-UL & UL LISTED FOR 3 HOUR FIRE RATING
- › MEETS OR EXCEEDS REQUIREMENTS OF BHMA/ANSI A 156.2 SERIES 4000 GRADE 2
- › THRU-BOLT ANTI-SAG KIT INCLUDED
- › SUPPLIED WITH ASA STRIKE-STANDARD
- › FITS 1-3/8" (35 mm) - 1-3/4" (45 mm) DOOR THICKNESS
- › KEYWAY SCHLAGE "C" IS STANDARD
- › DEFAULT 2-3/4" (70 mm) BACKSET
- › 2-3/8 (60mm) BACKSET AVAILABLE (SOLD SEPARATELY)
- › CAN BE ORDERED WITH BLACK KEYWAY (ADD [BLK](#) TO PRODUCT CODE)

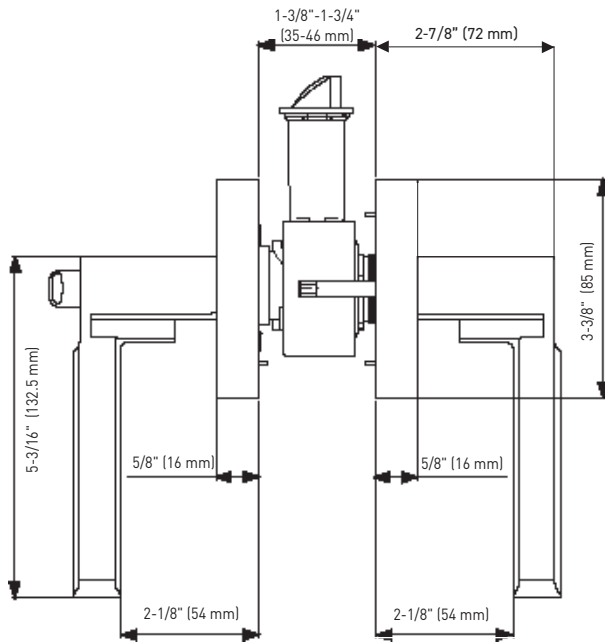


GRADE
2

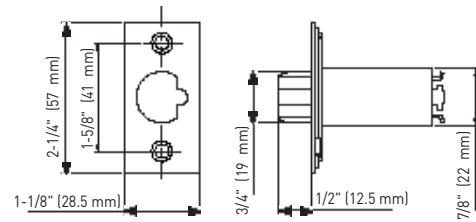
ANSI GRADE 2



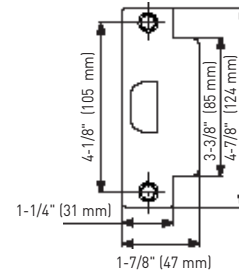
5 YEAR MECHANICAL WARRANTY



DEAD LATCH



ASA STRIKE



EMPRESS LEVERSET GRADE 2 HEAVY DUTY CYLINDRICAL

	19 MATTE BLACK	26D SATIN CHROME	CASE PACK
ENTRY - ENTRANCE/OFFICE LEVERSET (INSIDE PUSH BUTTON)	32-6453BLK	32-6453SC	12
PRIVACY - RESTROOM LEVERSET (INSIDE PUSH BUTTON)	32-6440BLK	32-6440SC	12
PASSAGE - HALL/CLOSET LEVERSET	32-6410BLK	32-6410SC	12
STOREROOM	32-6480BLK	32-6480SC	12
CLASSROOM	32-6470BLK	32-6470SC	12
COMMUNICATING PASSAGE - EXIT NON-KEY	32-6425BLK	32-6425SC	12
DUMMY - SINGLE SIDE LEVERSET	32-6493BLK	32-6493SC	40

