

SPECIFICATIONS

- › UL, c-UL LISTED AND UL10C COMPLIANT FOR POSITIVE PRESSURE
- › ANSI A156.4 – GRADE 1
- › POWER ADJUSTABLE 1-6
- › STANDARD BARRIER FREE OPERATION (COMPLIES WITH ADA)
- › STANDARD BACKCHECK, STANDARD SWEEP AND LATCHING SPEED
- › NON-HANDED INSTALLATION
- › CAST IRON BODY
- › HIGH GRADE QUALITY PLASTIC COVER
- › STANDARD TRI-PACKED FOR REGULAR ARM, TOP JAMB AND PARALLEL ARM APPLICATION
- › RACK AND PINION MECHANISM
- › STABLE HYDRAULIC FLUID FOR ANY CLIMATE OPERATION & CONSTANT LUBRICATION FROM -42°C TO +55°C

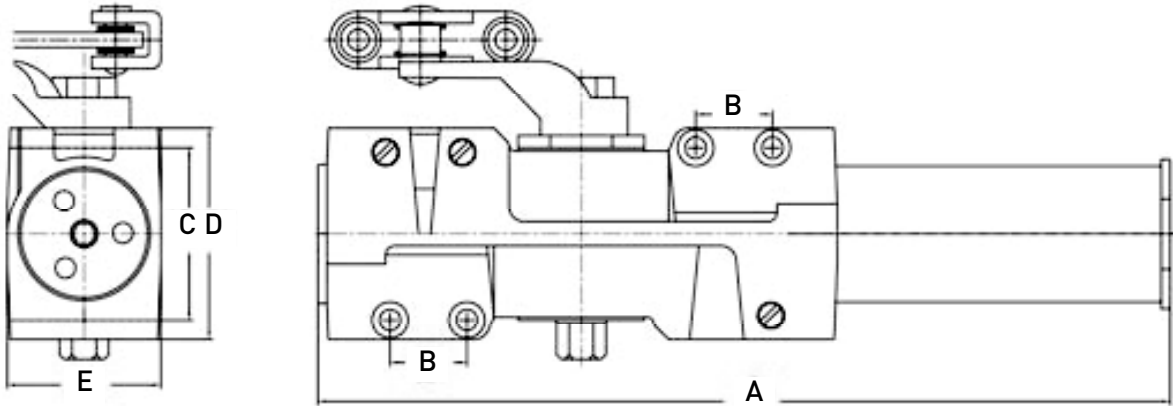


10 YEAR MECHANICAL AND 1 YEAR FINISH WARRANTY

QUALITY 1
ANSI GRADE 1

c-UL LISTED

MEETS ADA STANDARDS



	A	B	C	D	E
13-4000AL	11" (280 mm)	1" (25.4 mm)	2-1/4" (57 mm)	2-3/4" (70 mm)	2" (51 mm)

4000 SERIES DOOR CLOSER

ADJUSTABLE POWER 1 THROUGH 6 WITH STANDARD BACKCHECK AND BARRIER FREE

MAXIMUM RECOMMENDED
DOOR SIZE & WEIGHT



48" x 96" - (121 cm x 243 cm)
266 lbs - (121 kg)

ALUMINUM

13-4000AL

CASE
PACK

6

4000AL SERIES DOOR CLOSER ACCESSORIES	DESCRIPTION	ALUMINUM	CASE PACK
	DROP PLATE - REGULAR ARM MOUNT	13-A4000DPRAL	10
	DROP PLATE - LOW CLEARANCE	13-A4000DPLCAL	10
	DROP PLATE - TOP JAMB MOUNT	13-A4000DPTJAL	10
	DROP PLATE - PARALLEL ARM MOUNT	13-A4000PAMAL	10
	CUSH STOP ARM	13-A4000CSAL	10
	CUSH STOP HOLD OPEN ARM MAXIMUM DOOR WEIGHT: 132 lbs (60 kg)	13-A4000CSHOAL	10