

RECOMMENDED APPLICATION FEATURES

- › MEDIUM DUTY COMMERCIAL OR HEAVY DUTY RESIDENTIAL

DESIGN FEATURES

- › MEETS ANSI/BHMA A156.2 GRADE 2 STANDARDS
- › MEETS ADA STANDARDS FOR BARRIER-FREE ACCESSIBILITY
- › MEETS cUL AND UL 3-HOUR FIRE RATING STANDARDS
- › KEYWAY SCHLAGE 'C' IS STANDARD
- › AUXILIARY DEADLOCK LATCH BOLT PREVENTS MANIPULATION WHEN DOOR IS CLOSED
- › 1/2" SATIN STAINLESS STEEL LATCH BOLT
- › CONCEALED SCREW MOUNTING
- › 5 YEAR MECHANICAL WARRANTY

INSTALLATION FEATURES

- › CAN BE INSTALLED ON 2-3/4" (70mm) BACKSET PREPS
- › CAN BE USED ON DOOR WIDTHS FROM 1-3/8" (35mm) TO 2" (51mm) IN THICKNESS

KEYING

- › 6-PIN SC4 KEYWAY, PACKAGED KEYED DIFFERENT



GRADE
2

ANSI GRADE 2



LISTED



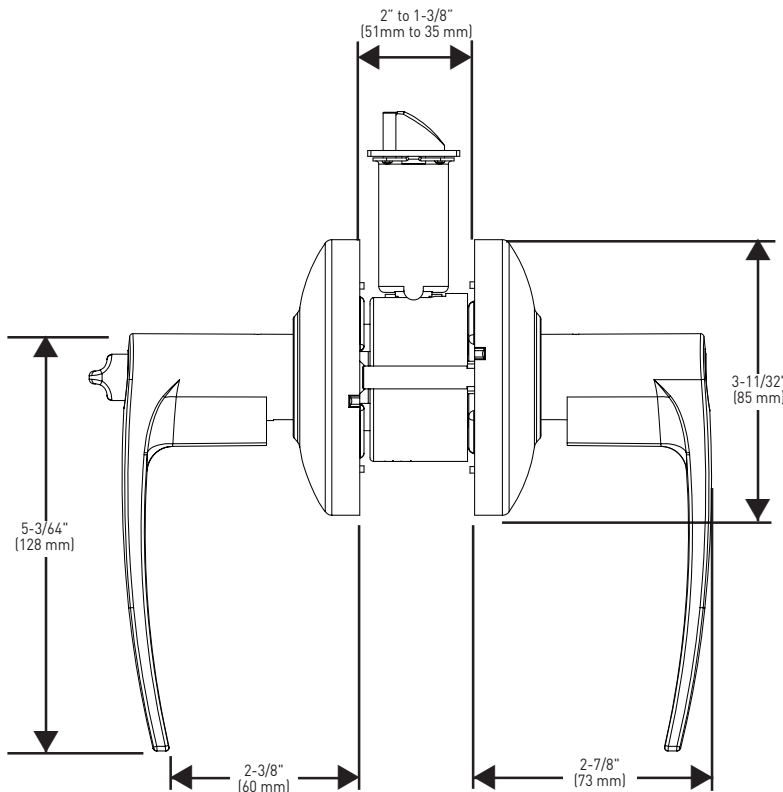
FULL KEYING SERVICES AVAILABLE

6-pin SC4 keyway, packaged keyed different

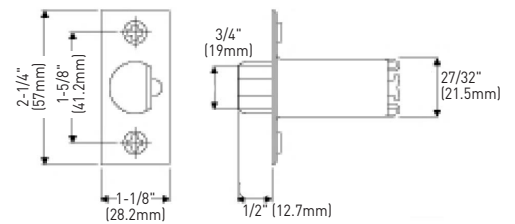


FIRE RATED

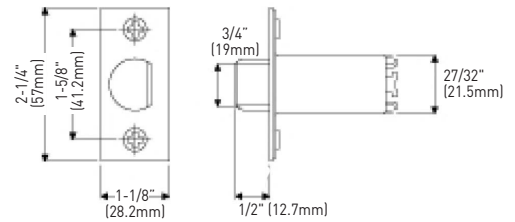
Meets c-UL 3-hour fire rating standard



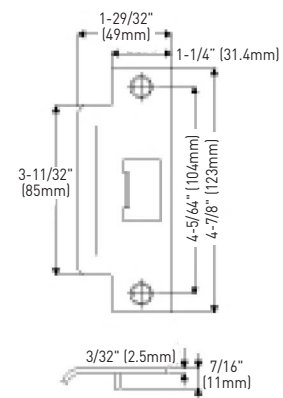
DEAD LATCH



SPRING LATCH



ASA STRIKE



MEASUREMENTS SUBJECT TO A 3% VARIANCE

MEASUREMENTS ARE FOR REFERENCE ONLY. TAYMOR RESERVES THE RIGHT TO CHANGE THE PRODUCT SPECS WITHOUT NOTICE. FOR PRODUCT WARRANTY, PLEASE VISIT TAYMOR WEBSITE FOR DETAILS

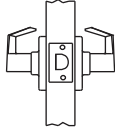


Indicates rigid lever

CITADEL LEVERSET - BUILDER PACK GRADE 2 HEAVY DUTY CYLINDRICAL

26D
SATIN CHROME

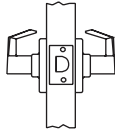
CASE
PACK



- PASSAGE - HALL/CLOSET LEVERSET**
- LATCH OPERATED BY TRIM EITHER SIDE AT ALL TIMES.

32-5510C26D

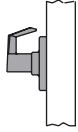
6



- PRIVACY - RESTROOM LEVERSET (INSIDE PUSH BUTTON)**
- LATCH OPERATED BY TRIM EITHER SIDE.
 - OUTSIDE TRIM LOCKED BY PUSH BUTTON INSIDE.
 - OUTSIDE TRIM UNLOCKED BY EMERGENCY RELEASE OUTSIDE.
 - OUTSIDE TRIM UNLOCKED BY TRIM INSIDE.
 - INSIDE TRIM ALWAYS UNLOCKED.

32-5540C26D

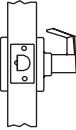
6



- DUMMY**
- USED AS PULL OR MATCHING TRIM ON ONE SIDE OF DOOR.

32-5593C26D

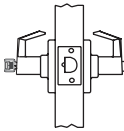
12



- COMMUNICATING PASSAGE**
- DEADLOCKING LATCH OPERATED BY INSIDE TRIM.
 - BLANK PLATE OUTSIDE.

32-5525C26D

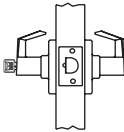
6



- ENTRY - ENTRANCE/OFFICE LEVERSET (INSIDE TURN BUTTON)**
- DEADLOCKING LATCH OPERATED BY TRIM EITHER SIDE, EXCEPT WHEN INSIDE TURN BUTTON IS PUSHED IN.
 - INSIDE TRIM ALWAYS OPERATES LATCH.
 - WHEN INSIDE TURN BUTTON IS PUSHED IN**
 - KEY OUTSIDE RELEASES PUSH BUTTON, UNLOCKING OUTSIDE TRIM.
 - OPERATING INSIDE TRIM RELEASES PUSH BUTTON, UNLOCKING OUTSIDE TRIM.
 - WHEN INSIDE TURN BUTTON IS PUSHED IN AND TURNED**
 - DEADLOCKING LATCH RETRACTED BY KEY OUTSIDE BUT OUTSIDE REMAINS LOCKED.

32-5553C26D

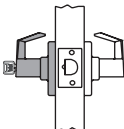
6



- CLASSROOM**
- DEADLOCKING LATCH OPERATED BY TRIM EITHER SIDE, EXCEPT WHEN OUTSIDE TRIM LOCKED BY KEY OUTSIDE.
 - OUTSIDE TRIM LOCKED OR UNLOCKED BY KEY OUTSIDE.
 - WHEN OUTSIDE TRIM LOCKED, LATCH BOLT OPERATED BY TRIM INSIDE.
 - INSIDE TRIM ALWAYS UNLOCKED.

32-5570C26D

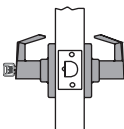
6



- STOREROOM**
- DEADLOCKING LATCH RETRACTED BY KEY OUTSIDE.
 - DEADLOCKING LATCH OPERATED BY TRIM INSIDE.
 - OUTSIDE TRIM ALWAYS INOPERABLE.
 - INSIDE TRIM ALWAYS UNLOCKED.

32-5580C26D

6



- INSTITUTION**
- DEADLOCKING LATCH OPERATED BY KEY FROM EITHER SIDE.
 - BOTH LEVERS ALWAYS INOPERABLE.

32-5582C26D

6