

FEATURES

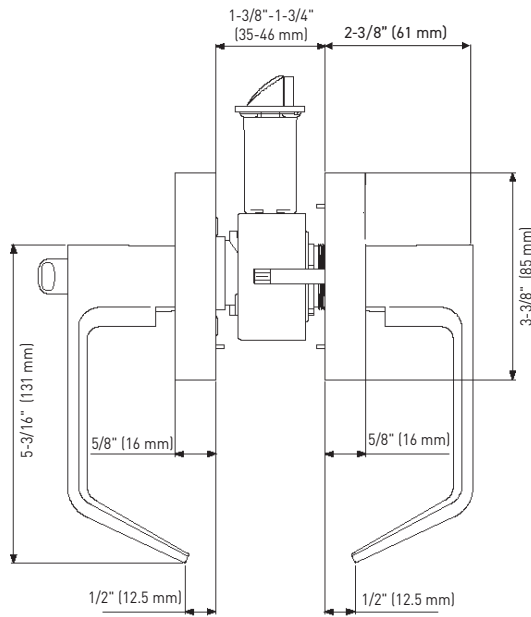
- › CLUTCH MECHANISM* ON ALL KEYED FUNCTIONS AVAILABLE
- › 3/4" LATCH FOR RATED PAIRED DOOR APPLICATION PER NFPA 80 AVAILABLE
- › C-UL & UL LISTED FOR 3 HOUR FIRE RATING
- › MEETS OR EXCEEDS REQUIREMENTS OF BHMA/ANSI A 156.2 SERIES 4000 GRADE 2
- › THRU-BOLT ANTI-SAG KIT INCLUDED
- › SUPPLIED WITH ASA STRIKE-STANDARD
- › FITS 1-3/8" (35 mm) - 1-3/4" (45 mm) DOOR THICKNESS
- › KEYWAY SCHLAGE "C" IS STANDARD
- › DEFAULT 2-3/4" (70 mm) BACKSET
- › DEFAULT 2-3/4" (70 mm) BACKSET
- › 2-3/8" (60mm) BACKSET AVAILABLE (SOLD SEPARATELY)



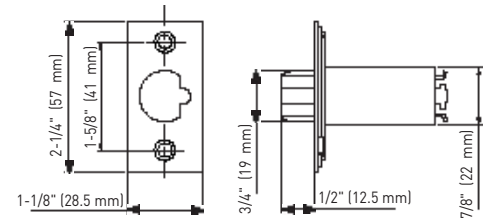
GRADE 2

ANSI GRADE 2

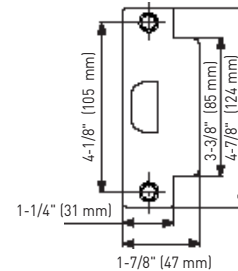
5 YEAR MECHANICAL WARRANTY



DEAD LATCH



ASA STRIKE



DUKE LEVERSET GRADE 2 HEAVY DUTY CYLINDRICAL

19
MATTE BLACK

26D
SATIN CHROME

CASE
PACK

ENTRY - ENTRANCE/OFFICE LEVERSET (INSIDE PUSH BUTTON)

32-7953BLK	32-7953	12
*CLUTCH MECHANISM 32-5953BLK	*CLUTCH MECHANISM 32-5953	12
*3/4" LATCH 32-795334BLK	*3/4" LATCH 32-795334SC	12

PRIVACY - RESTROOM LEVERSET (INSIDE PUSH BUTTON)

32-7940BLK	32-7940	12
*CLUTCH MECHANISM 32-5940	*CLUTCH MECHANISM 32-5940	12
*3/4" LATCH 32-794034BLK	*3/4" LATCH 32-794034SC	12

PASSAGE - HALL/CLOSET LEVERSET

32-7910BLK	32-7910	12
*3/4" LATCH 32-791034BLK	*3/4" LATCH 32-791034SC	12

STOREROOM

32-7980BLK	32-7980	12
*CLUTCH MECHANISM 32-5980BLK	*CLUTCH MECHANISM 32-5980	12
*3/4" LATCH 32-798034BLK	*3/4" LATCH 32-798034SC	12

CLASSROOM

32-7970BLK	32-7970	12
*CLUTCH MECHANISM 32-5970BLK	*CLUTCH MECHANISM 32-5970	12
*3/4" LATCH 32-797034BLK	*3/4" LATCH 32-797034SC	12

COMMUNICATING PASSAGE - EXIT NON-KEY

32-7925BLK	32-7925	12
*3/4" LATCH 32-792534BLK	*3/4" LATCH 32-792534SC	12

DUMMY - SINGLE SIDE LEVERSET

32-7993BLK	32-7993	40
------------	---------	----

