

FEATURES

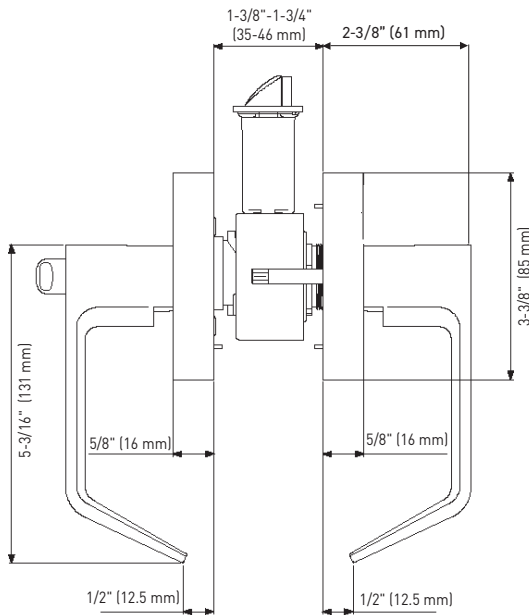
- › CLUTCH MECHANISM* ON ALL KEYED FUNCTIONS AVAILABLE
- › 3/4" LATCH FOR RATED PAIRED DOOR APPLICATION PER NFPA 80 AVAILABLE
- › C-UL & UL LISTED FOR 3 HOUR FIRE RATING
- › MEETS OR EXCEEDS REQUIREMENTS OF BHMA/ANSI A 156.2 SERIES 4000 GRADE 2
- › THRU-BOLT ANTI-SAG KIT INCLUDED
- › SUPPLIED WITH ASA STRIKE-STANDARD
- › FITS 1-3/8" (35 mm) - 1-3/4" (45 mm) DOOR THICKNESS
- › KEYWAY SCHLAGE "C" IS STANDARD
- › DEFAULT 2-3/4" (70 mm) BACKSET



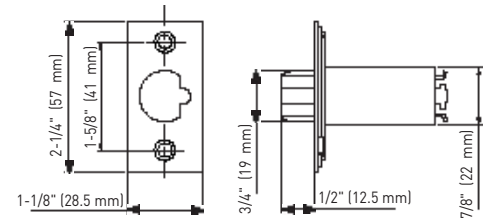
GRADE 2

ANSI GRADE 2

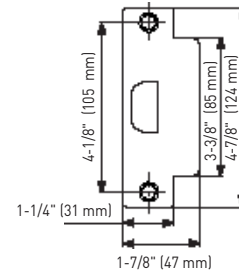
5 YEAR MECHANICAL WARRANTY



DEAD LATCH



ASA STRIKE



DUKE LEVERSET GRADE 2 HEAVY DUTY CYLINDRICAL

19
MATTE BLACK

26D
SATIN CHROME

CASE
PACK

| | 19 MATTE BLACK | 26D SATIN CHROME | CASE PACK |
|---|------------------------------|---------------------------|--------------|
| ENTRY - ENTRANCE/OFFICE LEVERSET (INSIDE PUSH BUTTON) | 32-7953BLK | 32-7953 | 12 |
| | *CLUTCH MECHANISM 32-5953BLK | *CLUTCH MECHANISM 32-5953 | 12 |
| | *3/4" LATCH 32-795334BLK | *3/4" LATCH 32-795334SC | 12 |
| PRIVACY - RESTROOM LEVERSET (INSIDE PUSH BUTTON) | 32-7940BLK | 32-7940 | 12 |
| | *CLUTCH MECHANISM 32-5940 | *CLUTCH MECHANISM 32-5940 | 12 |
| | *3/4" LATCH 32-794034BLK | *3/4" LATCH 32-794034SC | 12 |
| PASSAGE - HALL/CLOSET LEVERSET | 32-7910BLK | 32-7910 | 12 |
| | | *3/4" LATCH 32-791034SC | 12 |
| STOREROOM | 32-7980BLK | 32-7980 | 12 |
| | *CLUTCH MECHANISM 32-5980BLK | *CLUTCH MECHANISM 32-5980 | 12 |
| | *3/4" LATCH 32-798034BLK | *3/4" LATCH 32-798034SC | 12 |
| CLASSROOM | 32-7970BLK | 32-7970 | 12 |
| | *CLUTCH MECHANISM 32-5970BLK | *CLUTCH MECHANISM 32-5970 | 12 |
| | *3/4" LATCH 32-797034BLK | *3/4" LATCH 32-797034SC | 12 |
| COMMUNICATING PASSAGE - EXIT NON-KEY | 32-7925BLK | 32-7925 | 12 |
| | | *3/4" LATCH 32-792534SC | 12 |
| DUMMY - SINGLE SIDE LEVERSET | 32-7993BLK | 32-7993 | 40 |

