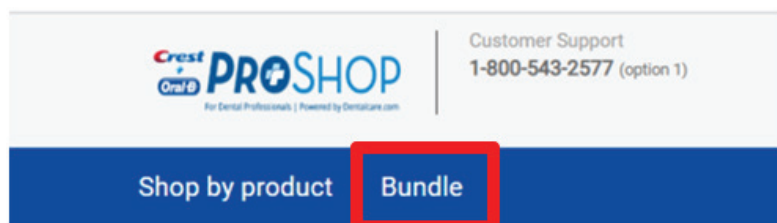




## HOW-TO CREATE MANUAL TOOTHBRUSH BUNDLES

### STEP 1 Click 'Bundle' in the top blue banner of the home screen




- For **non-imprinted** toothbrushes, select 'Create Manual Bundle' AND Proceed to Step 3.
- For **imprinted** toothbrushes, select 'Create Imprinted Bundle' AND Continue to Step 2.

### STEP 2 For imprinted toothbrushes, choose one of the following:

#### Create a new imprint draft

Choose graphic icon



#### Imprint message

☒ I want to use 2 lines for text ☐ Check for spelling

First line (select one type of message)

Message line 1 0 / 23

Second line (select one type of message)

Message line 2 0 / 33

#### Want custom imprint?

Please contact us

To create a new customized imprint design, please contact our Customer Support Center

1-800-543-2577 (option 7)

- If you have a **current imprint** message, choose 'Select this Imprint'.
- If you want to **change current imprint** message for a new one, contact customer service at 800-543-2577.
- If it's your **first time and you do not have an imprint on file**, select 'Create new imprint draft' and follow the prompts on screen. To imprint 2 lines of text, remember to check the box that reads 'I want to use 2 lines for text'.

### STEP 3 Create your bundle with the Oral-B® Toothbrush, Crest® Toothpaste, Glide® Floss, and Bags you'd like to receive.


- 1 Select your Oral-B® Toothbrush(es)
  - 2 Select your Crest® Toothpaste(s)
  - 3 Select your Glide® Floss(es)
  - 4 Select Bags
- ☒ When all quantities match, and you are done with your selection. Select '**Add this bundle to cart**'

- A toothbrush bundle **must always include** 1 toothbrush for every 1 toothpaste, 1 floss (optional), and 1 bag (optional).
- Play with your selection! **Mix & Match is possible**. You can add different Toothbrushes, different Toothpastes and different Flosses.
- **Imprinted toothbrushes** must be ordered in **quantities of 144 brushes**, with the minimum order totaling 288 toothbrushes.
- To ensure correct quantities, the left panel next to each row will turn green when acceptable product quantity is ordered. If the panel is yellow, adjust the quantity of products in the row until it turns green. See an example of creating a bundle on the next page.



## ADDITIONAL INFORMATION

\* No items selected



- To **subtract or add** a specific product, click the '-' or '+' buttons below the corresponding toothbrush.



- To **remove a toothbrush** from the bundle, click the trash can icon in the top right corner of the corresponding toothbrush.

IMP OB PH CrossAction Compact  
manual 23sft

## EXAMPLE OF CREATING A BUNDLE

See how you can mix and match with different products - **once quantities are correct the left panel will turn green.**

all good  
432 items set

**Toothbrush**

IMP OB PH CrossAction GentleClean manual 35sft

\$0.84 for item  
144 items per CS

144 items  
1 cases

IMP OB PH CrossAction Compact manual 23sft

\$0.84 for item  
144 items per CS

144 items  
1 cases

IMP OB PH CrossAction All-in-One manual 35sft

\$0.84 for item  
144 items per CS

144 items  
1 cases

Add toothbrush

quantity of floss must match quantity of toothbrushes  
360 items set

**Floss**

OB Glide ProHealth Advanced floss 4M

Free with the bundle  
72 items per SW

144 items  
2 cases

OB Glide ProHealth Original floss unflav 4M

Free with the bundle  
72 items per SW

144 items  
2 cases

OB Complete Glide Picks with Scope 3ct

Free with the bundle  
72 items per SW

72 items  
1 cases

Add floss

all good  
432 items set

**Toothpaste**

CR ProHealth GumDetoxify paste 0.85oz

Free with the bundle  
36 items per CS

216 items  
6 cases

CR ProHealth Gum & Sensitive paste 0.85oz

Free with the bundle  
36 items per CS

144 items  
4 cases

CR 3DWhite Brilliance paste 0.85oz

Free with the bundle  
72 items per CS

72 items  
1 cases

Add toothpaste

all good  
432 items set

**Bag**

Crest Family Patient Sample Bags

Free with the bundle  
72 items per SW

432 items  
6 cases

Add bag