


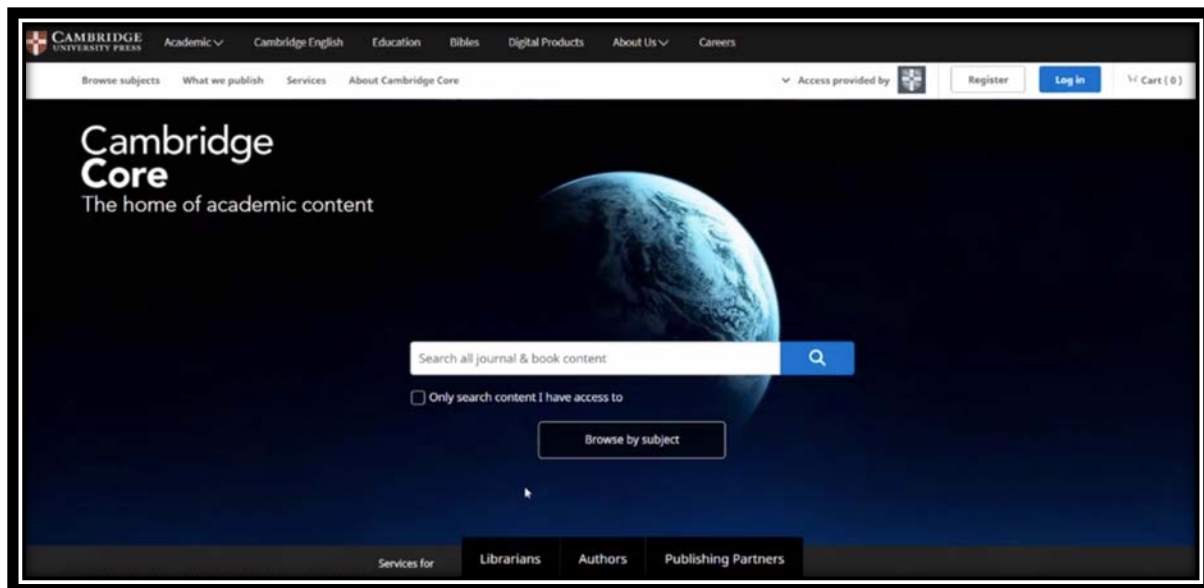
# Cambridge Core



## How to Conduct and Refine a Search on Cambridge Core

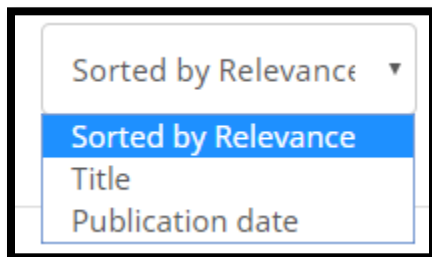
As the Academic platform for Cambridge University Press, Cambridge Core features over 36,000 books and 400 journals across 37 different subject areas. To find relevant search results, you can make use of 10 search parameters.

To search for content generally, start from the Home Screen. Enter your search query into the search box.



## Sorting Content

At the top is drop down menu which will allow a user to sort your results by relevance, title, or publication date.






## Refining Searches

There are 10 parameters by which users can refine a search:

- Access (e.g. whether the user has Access or Open Access)
- Content Type (Article, Chapter, Book, Journal, etc.)
- Author Name
- Publication Date
- Subject
- Tags
- Journals
- Publishers
- Series
- Collections

### Refine search

  
**Access:**  
 Only show content I have access to (106123)   
 Only show open access (864)   
**Content type:**  
 Chapters (51281)  
 Articles (49971)  
 Books (5236)  
 Journals (22)  
 Series (22)  
 Elements (12) 

## Actions for Selected Content

Once you have selected content, users are able to:

- View the selected search result
- Save the selected result to bookmarks
- Export citations
- Download PDFs of selected content to which they have access
- Send PDFs of content to which they have access to Kindle/Dropbox/Google Drive

### Actions for selected content:

[Select all](#) | [Deselect all](#)