

Your Listening, Reading & Writing test



Here are some tips to help you get ready for your test.

Make sure your room and computer are set up correctly (see [IELTS Online Checklist – The day before your test](#)).

Security and your IELTS Online proctor

Your IELTS Online proctor is An IELTS invigilator who will monitor your Listening, Reading and Writing test online, just as they would if you took your test at a test centre.

The proctor will greet you at the start of your test, check your passport, explain the rules of the test, and complete your room scan.

The proctor will be available to help you for the duration of the test. You can contact them at any time by raising your hand and waiting for them to contact you. They will only appear on screen if you raise your hand, or if something is wrong.

Bathroom breaks

You are allowed one 5-minute bathroom break.





You must raise your hand and wait until the proctor speaks to you before you take your break.

Do not leave your desk without the permission of the proctor. When you return from your bathroom break you will need to have your identity and room checked again.

You are allowed to take your break after the Listening test is complete, or between the Reading and Writing tests.

IMPORTANT

Remember to have:

-  Your passport
-  Your test username, password, and your written test PIN
-  A tablet or mobile phone with a camera for the room scan. This will be turned off once the scan is complete
-  You may have water in a clear glass, or in a clear water bottle with no labels

No one else is allowed in the room while you are taking the test. If you are interrupted, or if you speak to anyone during your test, you may not be able to continue with your test.

-  Masks or face coverings are not allowed.
-  Headphones are not allowed. Check that your microphone and speakers are working.
-  Bluetooth is not allowed. Remove any Bluetooth keyboard or mouse.
-  No extra screens are allowed. Only one screen is allowed to take the test.



Your Listening, Reading & Writing test

15 minutes before your test

- 1 Close all programs/browsers on your computer.
- 2 Launch the [Inspera Exam Portal](#).
- 3 You will go through the following steps before you begin your test;
 - ✓ Run the System Check.
 - 👤 Log in with your test username, password and your Written test PIN.
 - ▶ Watch the introduction video (scroll down to press play).
 - 👤 Check your audio and video (you can hear and see yourself).
 - 📄 Confirm your identity by taking a photo of yourself and a photo of your passport.
 - ⋮ Join the waiting room and wait for your IELTS Online proctor.

Your Listening, Reading and Writing test

The test duration is 2 hours and 30 minutes in total. The length of each component is;

- 👂 Listening, 30 minutes
- 📖 Reading, 60 minutes
- 📝 Writing, 60 minutes

You cannot exit the test early. When all three sections are completed, the test is over.

To make sure you understand what to expect on your test day, we recommend you read the [test format](#) and practise with the [IELTS Online familiarisation tests](#). You can find more sample questions [here](#).