

Explore the history  
and culture of  
Kanazawa on foot!



Morning Jogging & Walking Routes  
Recommended by Hotel Concierges

# Kanazawa Jog Navi

<http://www.jog-navi.com/en/>

▶ Visit our smartphone site for detailed route information!



Smartphone-  
ready!



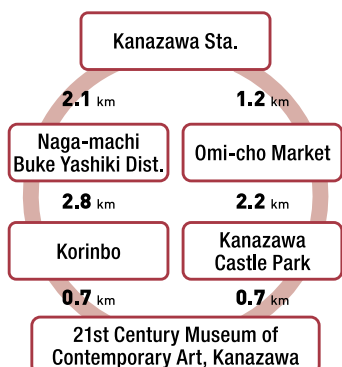
Kanazawa: a castle town with centuries of history.

Experience the spirit of Kanazawa firsthand, through old-fashioned streets and historic places.  
These charming and delightful jogging and walking routes are a great way to enjoy Kanazawa.

## 1 Kanazawa Highlights Route

Approx.  
10 km

WALK ▶ Approx. 2h 10min JOG ▶ Approx. 1h 10min



● 21st Century Museum of Contemporary Art, Kanazawa  
Opened in 2004, featuring a stunning glass-walled circular design. The exterior also features a variety of sculptures open to the public.



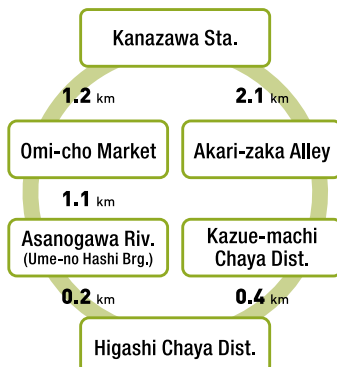
## 2 Higashi & Kazue-machi Chaya District Route

Approx.  
5 km

WALK ▶ Approx. 1h JOG ▶ Approx. 35min



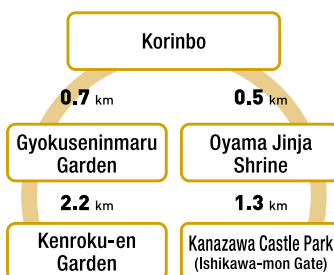
● Higashi Chaya District  
A Kanazawa highlight, known for old-fashioned atmosphere and beautiful latticework. Relatively empty in the mornings — great for joggers!



## 3 Kanazawa Castle & Kenroku-en Garden Route

Approx.  
5 km

WALK ▶ Approx. 1h JOG ▶ Approx. 35min



● Kanazawa Castle Park (Ishikawa-mon Gate)  
A large park now home to a partial reproduction of Kanazawa Castle, which once stood here. Worth a visit to see the many different stone walls and moats.



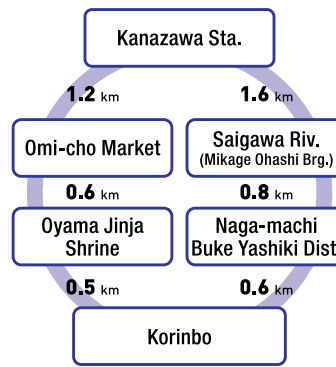
## 4 Naga-machi Buke Yashiki District Route

Approx.  
5 km

WALK ▶ Approx. 1h JOG ▶ Approx. 35min



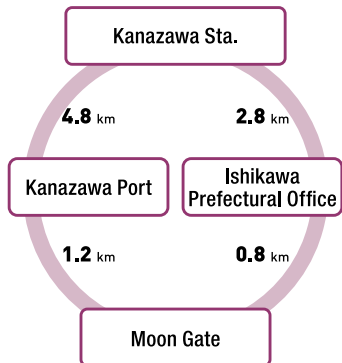
● Naga-machi Buke Yashiki District  
Once the homes of the feudal lord's retainers. The old earthen walls, narrow stone-paved roads, and irrigation channels have a charming old-fashioned feel.



## 5 Kanazawa Port Route

Approx.  
10 km

WALK ▶ Approx. 2h 10min JOG ▶ Approx. 1h 10min



● Kanazawa Port  
A major distribution hub for Kanazawa, bustling with fishing boats, freighters, and, in recent years, cruise ships, making it a sightseeing spot, too.



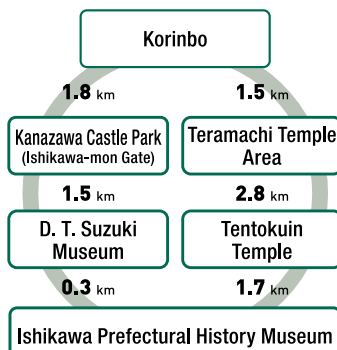
## 6 Tera-machi & Kodatsuno Route

Approx.  
10 km

WALK ▶ Approx. 2h 10min JOG ▶ Approx. 1h 10min



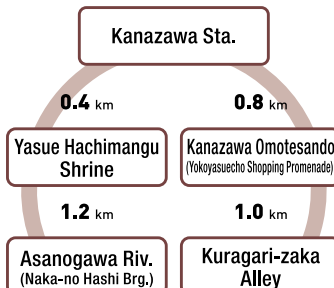
● Tera-machi Temple Area  
The largest of Kanazawa's three temple areas, Teramachi is home to some 70 temples, each with its own history and stories.



## 7 Betsuin-dori Route

Approx.  
3 km

WALK ▶ Approx. 40min JOG ▶ Approx. 20min



● Kanazawa Omotesando (Yokoyasucho Shopping Promenade)  
About 300 years ago, many shops began to spring up here to serve visitors to nearby Higashi Betsuin Temple. A charming road for a walk or jog!



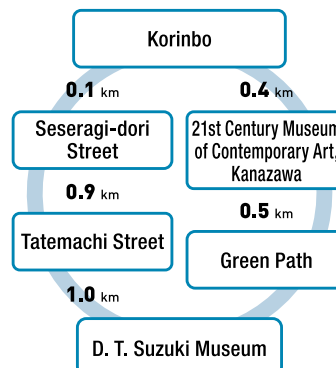
## 8 Honda-machi Route

Approx.  
3 km

WALK ▶ Approx. 40min JOG ▶ Approx. 20min



● D. T. Suzuki Museum  
Dedicated to the history and teachings of this Buddhist philosopher from Kanazawa. The Contemplative Space is great for photos.







### 5 Kanazawa Port Route

Kanazawa Port was once a major port of call for the famous Kitamaebune trading ships. A great route if you'd like to see the sea.



Visit our smartphone site for detailed route information!

## Morning Jogging & Walking Routes Recommended by Hotel Concierges

# Kanazawa Jog Navi

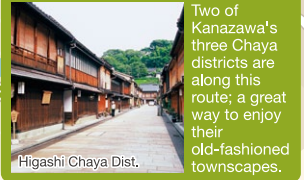
- 1 Kanazawa Highlights Route (Approx. 10 km)**  
Start: Kanazawa Sta. or Korinbo Finish: Kanazawa Sta. or Korinbo
- 2 Higashi & Kazue-machi Chaya District Route (Approx. 5 km)**  
Start: Kanazawa Sta. Finish: Kanazawa Sta.
- 3 Kanazawa Castle & Kenroku-en Garden Route (Approx. 5 km)**  
Start: Korinbo Finish: Korinbo
- 4 Naga-machi Buke Yashiki District Route (Approx. 5 km)**  
Start: Kanazawa Sta. or Korinbo Finish: Kanazawa Sta. or Korinbo
- 5 Kanazawa Port Route (Approx. 10 km)**  
Start: Kanazawa Sta. Finish: Kanazawa Sta.
- 6 Tera-machi & Kodatsuno Route (Approx. 10 km)**  
Start: Korinbo Finish: Korinbo
- 7 Betsuin-dori Route (Approx. 3 km)**  
Start: Kanazawa Sta. Finish: Kanazawa Sta.
- 8 Honda-machi Route (Approx. 3 km)**  
Start: Korinbo Finish: Korinbo

### 1 Kanazawa Highlights Route



Depart from Tsuzumi-mon Gate at the station and enjoy the charming townscape on your way to a popular art museum, for this tour of Kanazawa's highlights.

### 2 Higashi & Kazue-machi Chaya District Route



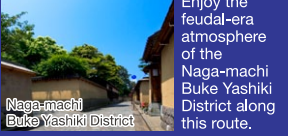
Two of Kanazawa's three Chaya districts are along this route; a great way to enjoy their old-fashioned townscapes.

### 3 Kanazawa Castle & Kenroku-en Garden Route



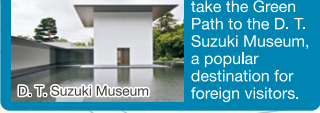
This route features Kanazawa Castle Park and the spectacular Kenroku-en Garden.

### 4 Naga-machi Buke Yashiki District Route



Enjoy the feudal-era atmosphere of the Naga-machi Buke Yashiki District along this route.

### 8 Honda-machi Route



A walking route: take the Green Path to the D. T. Suzuki Museum, a popular destination for foreign visitors.

### 6 Tera-machi & Kodatsuno Route



A running route through two areas famous for their many historic temples.

**Key**

	WC — Toilet		— Hospital
	— Rest Area		— School
	H — Hotel		— Police
	— Dept. Store		— Post Office
	— Cultural Facility		— Main Traf. Light

0 100 200 300m

