

ORNIMAT FAÇADE PANELS

Technical product datasheet

1. PRODUCTION

Ornimat panels are manufactured from a homogeneous mixture of Portland cement, selected reinforcement fibres, additives and water. This mixture is transmitted in thin layers under constant pressure to a format roller by means of a sieve cylinder machine (Hatschek) until the required panel thickness is obtained. The panels are double pressed and harden at least 4 weeks at air before they are extra dried to avoid crimp.

2. FINISHING

The front side is finished with a ground layer and 1 finish layer of a high-quality and durable, UV-resistant, two-component polyurethane painting system with a uniform matt look. On the backside a water based coating is provided. The edges are mechanically painted together with the panel surface.

- The front side is flat and smooth
- The panels are not directional, they can be placed in the longitudinal or transversal direction of the panel.
- A grey coloured coating is applied on the backside of the Ornimat panels.
- Both panel sides can be finished with the same colour coating on request (please contact our sales department for more details).
- For panels with visible mechanical fixing, the apertures are pre-drilled according to the customer's instructions.

SVK is entitled to remove or add colours without prior warning. The colour is measured according CieLab.


The tolerance is: $\Delta E^* \pm 1,00$.

3. COLOUR RANGE


3.1 ORNIMAT ESSENTIALS



EST01 White




EST02 Seashell




EST03 Cream



EST04 Ivory



EST05 Quartz




EST06 Steel



EST07 Grey




EST08 Stone




EST09 Jet



EST10 Shadow



EST11 Carbon



EST12 Black

3.2 ORNIMAT ELEMENTS



ELM01 Fire



ELM02 Sunrise



ELM03 Sand



ELM04 Forest




ELM05 Water



ELM06 Wood

3.3 ORNIMAT INSPIRATION

For larger quantities is Ornimat also available in almost all RAL and NCS colours.



ORNIMAT FAÇADE PANELS

Technical product datasheet

4. DIMENSIONS AND TOLERANCES

Ornimat is always delivered squared, cut to size.

The panels meet the requirements of Tolerance Level I as per norm EN 12467.

Dimensions

Maximum format	3070 x 1220 mm
Thickness	8 mm

Tolerances Ornimat

Length	± 1,5 mm
Width	± 1,5 mm
Straightness	0,1 %
Squareness	2 mm/m
Thickness	± 10 %

5. TECHNICAL CHARACTERISTICS

Ornimat panels comply with the prescriptions of European standard EN 12467 "Fibre-cement flat panels – Product specification and test methods".

Physical characteristics		Norm
Density – oven dry	≥ 1.700 kg/m ³	EN 12467
Bending strength	Class 5 (≥ 24 MPa)	EN 12467
Modulus of Elasticity (wet)	14.000 MPa	
Moisture movement (30-90 %)⊥	0,5 mm/m	EN 12467
Moisture movement (30-90 %) //	0,4 mm/m	EN 12467
Thermal movement (-20 + 30 °C)	0,01 mm/m	
Water impermeability	no water drops	EN 12467

Durability		
Class	A	EN 12467
Resistance to frost	R _f ≥ 0,75	EN 12467
Resistance to warm water	R _f ≥ 0,75	EN 12467
Resistance to wet-dry	R _f ≥ 0,75	EN 12467
Resistance to heat rain	pass	EN 12467

Reaction to fire		
Fire reaction class	A2-s1, d0	EN 13501-1

Weight	
	± 14,6 kg/m ²

6. QUALITY



ETA 14/0284



ORNIMAT FAÇADE PANELS

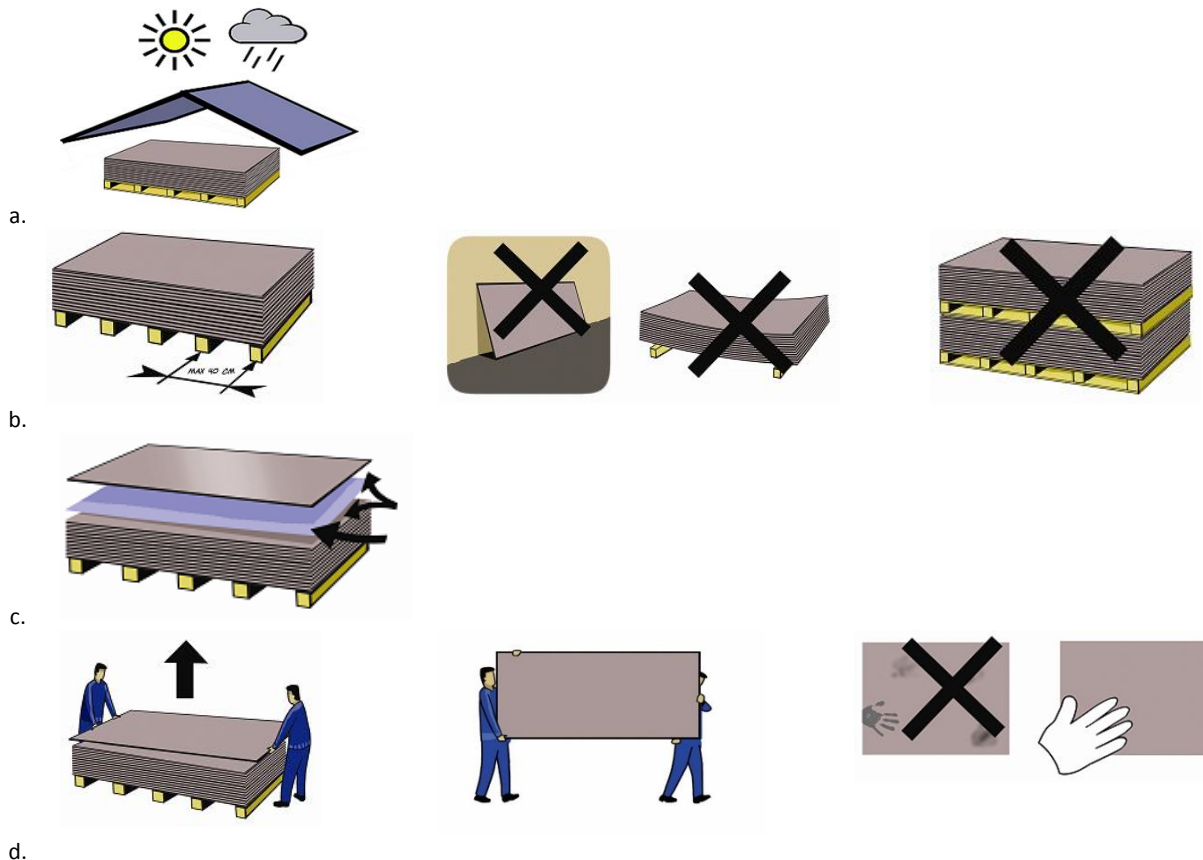
Technical product datasheet

7. TRANSPORTATION, STORAGE AND HANDLING

- a. SVK Ornimat facade panels are **supplied on pallets, wrapped in foil**. This foil does not provide sufficient protection from weather conditions (rain, condensation and bright sunlight). The panels must be protected until they are installed.

Respect closely the next prescriptions:

- SVK Ornimat facade panels must be transported under a watertight canvas.
 - The panels must be stored indoors.
 - Limit the storage period on site to the time that is needed to execute the work and keep the packaging closed until the moment the panels will be installed. If it is impossible to store the panels inside, carefully cover the panels with a vapor-open, watertight canvas and protect them from precipitation and heavy sunshine. Also prevent the panels from becoming wet or dirty due to condensation, water absorption, dust or any other kind of pollution.
 - In case the panels have become wet in the package, dry them as soon as possible. Panels that are stored in wet conditions are not covered by our guarantee policy.
- b. Ornimat panels are always stored horizontally, on an even and dry subsoil, clear of the ground.
- Use racks, pallets or supporting laths with a maximal distance of 400mm.
 - The panels must be supported sufficiently so that they cannot deform.
 - Never stack Ornimat pallets on each other.
- c. During the packing of the Ornimat panels SVK protects the finished surface of the panels by placing the panels with their front side facing each other. **Between the front sides lies a protective foil.**
- Always leave this foil between the panels, until the moment they are installed.
 - In case the panels are restacked, always replace the protective foil between the panels.
- d. **Be careful** when transporting or handling the panels, in order not to damage the decorative finishing layer.
- Lift the panels with two people, without dragging them or moving them over the panel below.
 - Carry them in a vertical position.
 - Avoid staining and wear woolen gloves when lifting the panels.
 - Avoid stains of glue, silicone, polyurethane foam as these can leave irremovable stains.
 - Do not stick labels, tape of any type of adhesive tape on the decorative surface of the panels. These can leave glue residue on the panel and could affect the decorative surface.
- e. Whilst transporting and handling Ornimat facade panels, the legislation related to mobile work equipment for hauling and lifting loads must be respected at all times.



ORNIMAT FAÇADE PANELS

Technical product datasheet



8. SPECIFIC ADVANTAGES OF ORNIMAT

- Environmentally sound water based painting system.
- Chemical resistance: resistant to alkalis and diluted acids.
- Resistant to micro-organisms, fungi, microbes, insects etc.
- Sound insulating.
- Non-combustible, limited smoke production.
- Unique delivery concept: Ornimat is delivered cut to size. The panel edges are mechanically painted. There is no need to cut out apertures, openings and special shapes on the construction site. In case the panels are installed with visible mechanical fixing, the apertures are pre-drilled at the factory, according to the customer's instructions. On the site the panels only have to be mounted. This provides a number of specific advantages: exact sizing; perfect finishing; no expensive cutting waste; no additional cutting for the installer; no need to paint edges on the site.
- Convenient packaging method: A clear and convenient delivery also allows the panels to be easily placed. That is the reason why SVK offers the following service:
 - Panel marks mentioned on the order are indicated on the backside of the panel.
 - The distribution of the panels over various pallets can be adapted to the customer's wishes, as long as this is feasible. In this case, SVK will indicate which panel is to be found in which pack.

9. GUARANTEE

SVK provides a guarantee on the Ornimat panels if the materials are handled according to the best practice of the trade and conform with our given prescriptions regarding storage, handling and cleaning and this is for normal use in a normal atmospherical environment.

Tampering of the Ornimat panels and fastening of objects on the Ornimat panels fall beyond the guarantee domain of the panels. Please apply for our specimen guarantee certificate in case you wish to obtain further details.