

Click the button
to watch the
assembly video



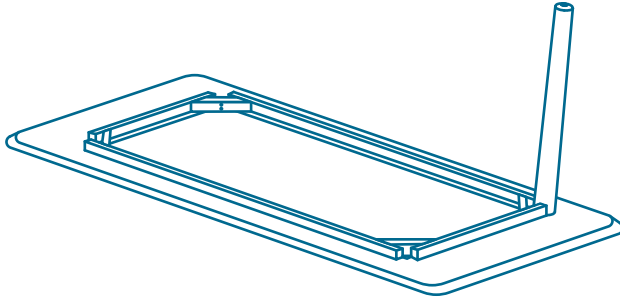
**SERENITY
DINING TABLE**

Korona



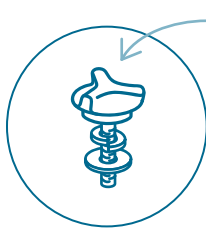
#dinewithkoala

1.



align leg with frame

2.

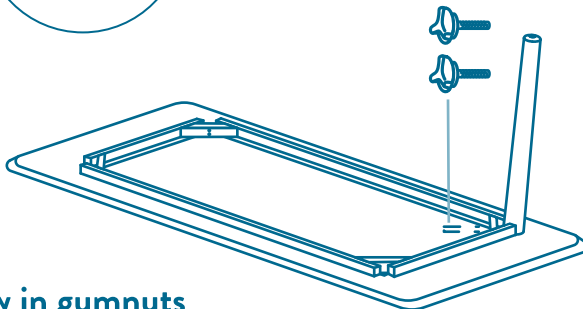


gumnut

x 2



tighten gumnuts!



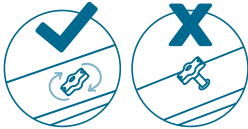
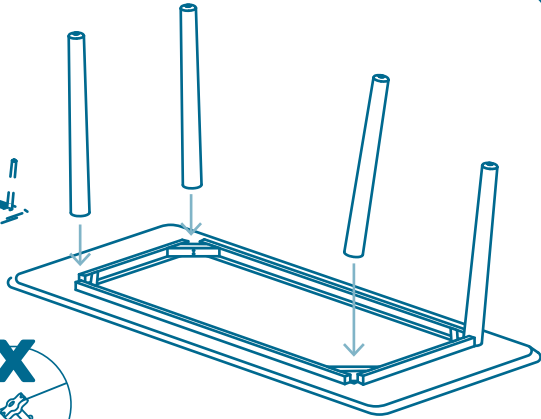
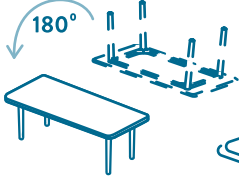
screw in gumnuts

Click the button
to watch the
assembly video



3.


flip with a mate



tighten all gumnuts!

repeat for all legs


4.



tighten legs periodically

#dinewithkoala

Click the button
to watch the
assembly video



don't forget to recycle

koala