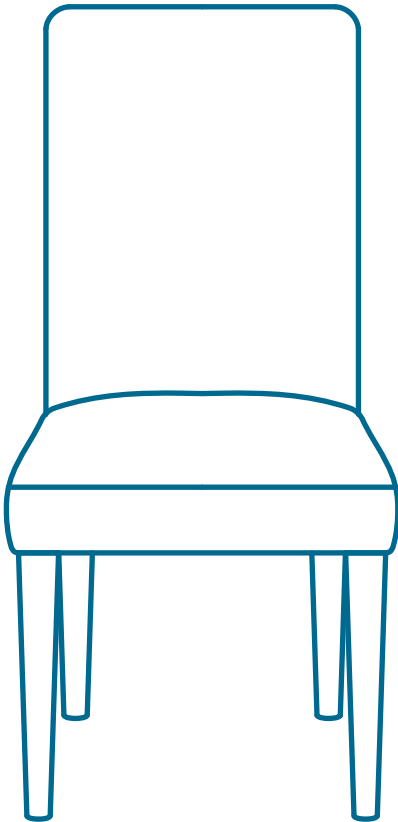


Click the button
to watch the
assembly video



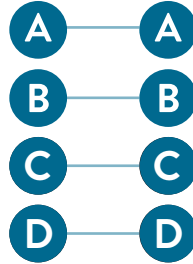

**STRAIGHT BACK
DINING CHAIR**

Ko'da



#dinewithkoala

1.

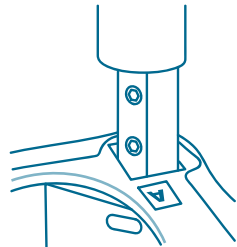
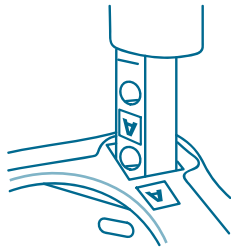


align the letters

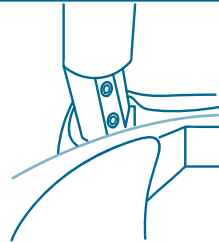
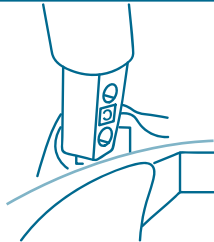
slide legs into holes

2.

Front leg

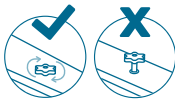
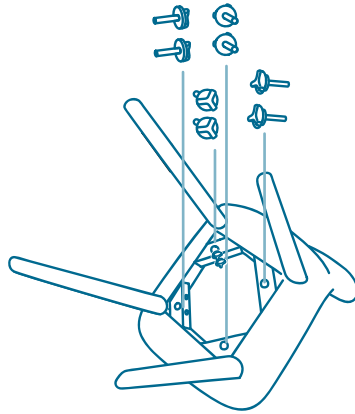


Back leg







3.



! tighten all gumnuts to about 80%

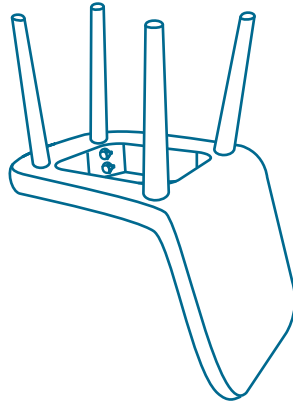

4.



to level legs, sit on chair for about 30 seconds



5.




tighten all gumnuts!

6.



! tighten legs periodically

Click the button
to watch the
assembly video



don't forget to recycle

koala