

# O.P.I. GelColor Intelli-Gel™ System Super Strong Base Coat

PRO Salon Service  
Removal Guide



## WHAT YOU'LL NEED

OPI Products:  
Expert Touch Removal Wraps  
Cuticle Stick

Glow Up Nail & Cuticle Oil  
240-grit file or E-file and medium grit bit

100% Acetone  
Cotton Pads

## THE STEPS

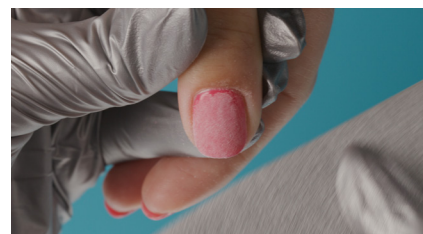
### PRO TIP

Not all nail plates are the same - removal time and ease can vary. Healthy nails may provide a faster and easier removal experience, while dry or damaged nails may take longer or require extra care.



1

OPTIONAL: For dry skin or darker lacquer shades, apply a drop of Glow Up Nail & Cuticle Oil to the base of each nail and massage in prior to removal.



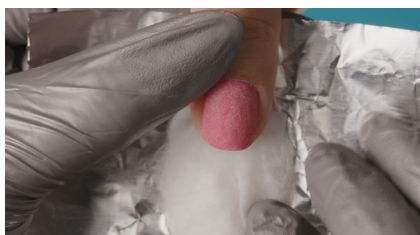
2

File off the top coat of the gel polish and break the seal on the free edge using a 180-grit file.



3

Place an additional cotton pad on the Expert Touch Removal Wrap and saturate thoroughly with pure acetone.



4

Place the pad of the wrap against the free edge of the nail.



5


Fold the wrap, placing the pad on the surface of the nail. Make sure the cotton covers the entire nail.

# O.P.I. GelColor Intelli-Gel™ System Super Strong Base Coat

PRO Salon Service  
Removal Guide



## THE STEPS



6

Wrap one side of the removal wrap under the finger to ensure the nail is fully encased by the remover pad. Then wrap the other side and squeeze to tighten. Repeat on the remaining fingers.



7

Soak for 20 minutes. If desired, wrap hands in a warm towel to help speed up removal time. DON'T peek!



8

After 20 minutes, check progress of removal one nail at a time. If any gel polish remains stuck, re-soak the cotton pad and re-wrap for an additional 2-3 minutes.



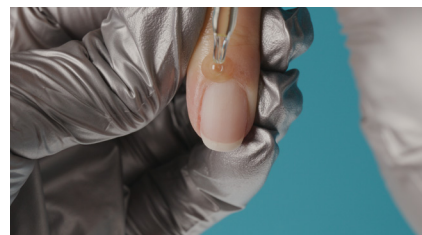
9

Be sure to remove foils one finger at a time to prevent acetone from evaporating and the product re-hardening. To ensure you avoid damaging natural nails, never pry or peel off remaining gel polish. Scrub remaining residue using a lint-free wipe saturated with acetone.



10

Have your client wash and dry hands thoroughly.



11

Apply a drop of Glow Up Nail & Cuticle Oil to the base of each nail and massage in.