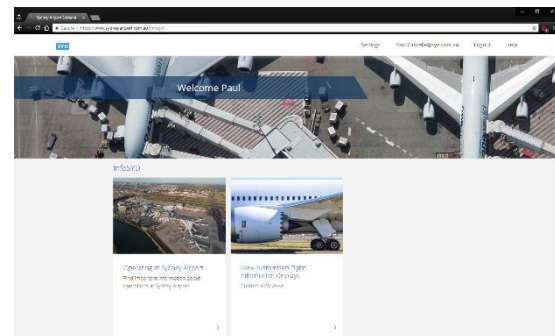


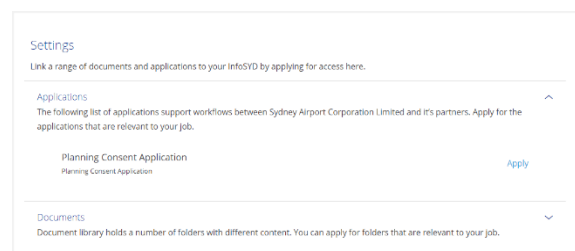
InfoSYD Portal is Sydney Airports website for Airlines, Partners and Workers to get the latest information and access to applications about working at the airport from a single secured location. Below are the steps for requesting access to the Planning Tool after initial access has been granted to the portal:

<https://www.sydneyairport.com.au/infosyd/auth/login>

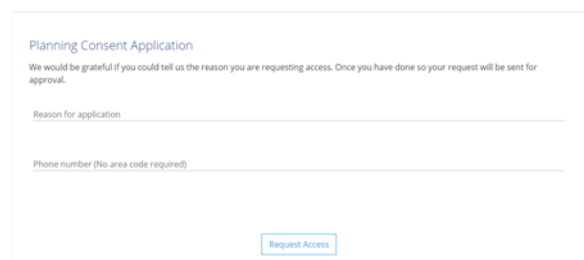
1. Once logged into the portal, click “Settings” from the menu.



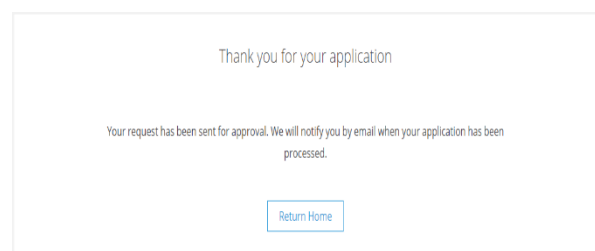
2. Click “Applications” to display the options. Locate the “Planning Consent Application” and click “Apply”.



3. Add a reason for needing access to the application and your telephone number. If you are located outside New South Wales, please add your area code.



4. A confirmation will be presented on screen to acknowledge your request.



5. Upon completion a confirmation email will appear in your inbox and an application tile will display in your portal.

