


Arboriculture range

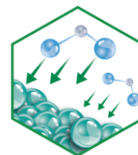
Solutions for woody crops

ACTI bosco



Biostimulant
Vitality/productivity

MC BORON

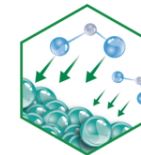


ORGANOCOMPLEX



BORON
Cell division

SECURA



ORGANOCOMPLEX



CALCIUM
Cellular reinforcement

Natural silicon

Natural silicon

TRIAL ACTI bosco

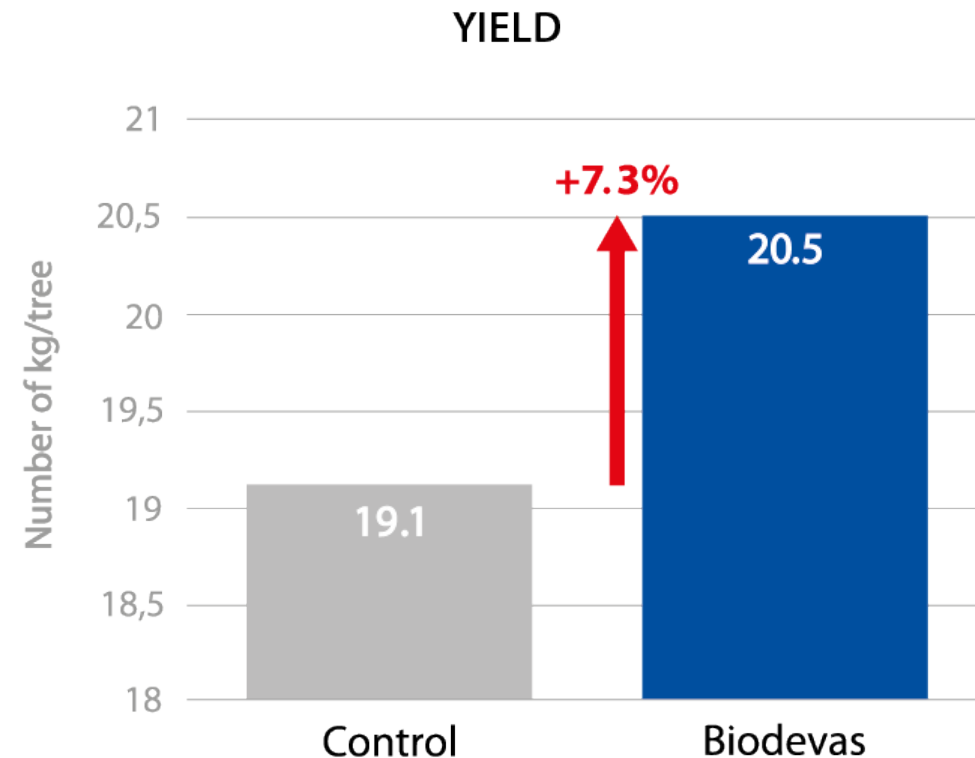
Growth of pear trees - Variety Migo

2021 Netherlands



	Number of floral clusters	Number of fruits/tree	Size (in g)
Control	125	77	248
Biodevas	125	84	244

Better fruit set - Preserved size - Higher yield



TRIAL ACTI bosco

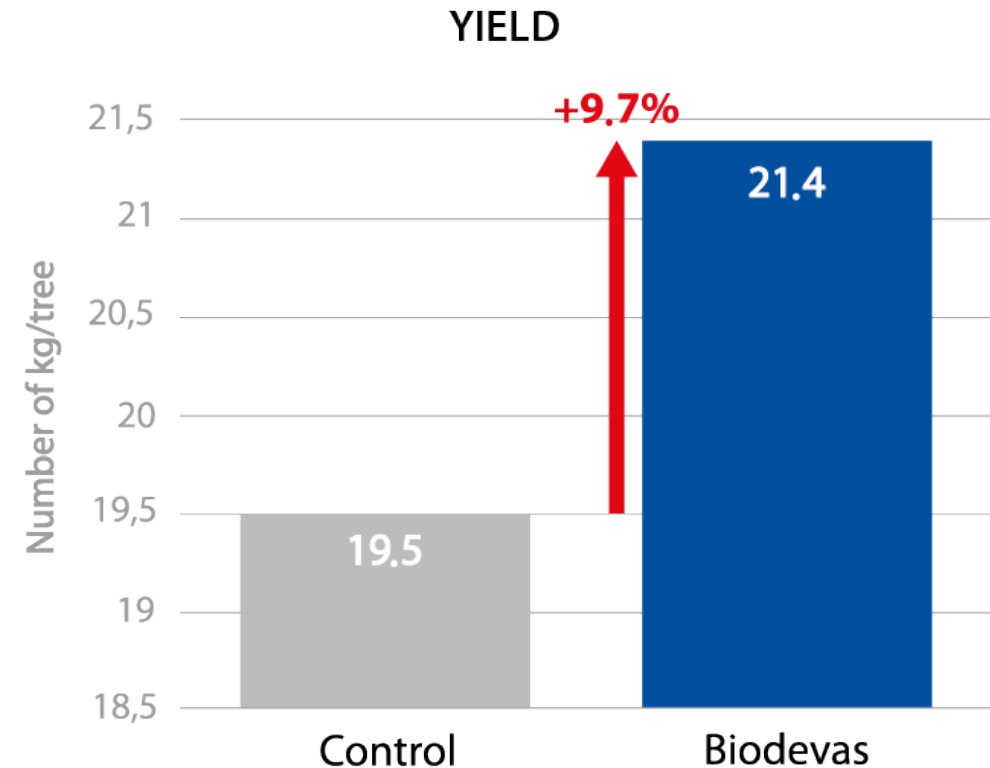
Growth of pear trees - Variety Conference

2021 Belgium



	Number of floral clusters	Number of fruits/tree	Size (in g)
Control	67	97	208
Biodevas	67	113	190

Better fruit set - Preserved size - Higher yield



Shelflife of pear trees - Variety Conference

2021 Belgium

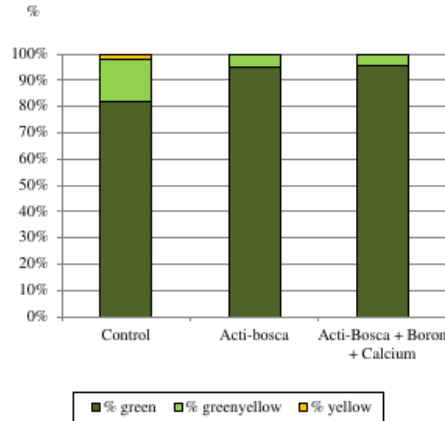


Figure 2: Background colour after ULO-storage

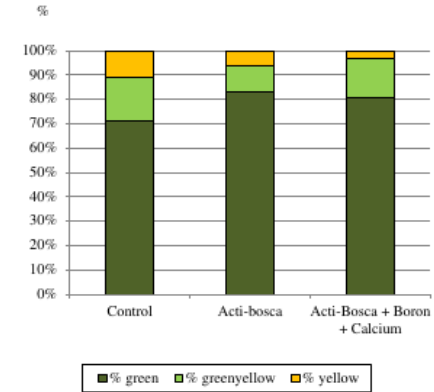


Figure 3: Background colour after 4 days of shelflife

Object	Treatment	Product	Dose	Date
1	Control	-	-	-
2	Acti-Bosca	Acti-Bosca	5x 2 l/ha	16/04, 22/04, 28/04, 6/05, 11/05
3	Biodevas-scheme	Boron + Acti-Bosca	1 l/ha 2 l/ha	16/04
		Boron + Acti-Bosca + Calcium Secura	1 l/ha 2 l/ha 1 l/ha	22/04
		Acti-Bosca + Calcium Secura	2 l/ha 1 l/ha	28/04
		Acti-Bosca + Calcium Secura	2 l/ha 1 l/ha	6/05
		Acti-Bosca + Calcium Secura	2 l/ha 1 l/ha	11/05

After 4 months of ULO-storage, 20% of the pears of the control had already a green-yellow background. The treatment with Acti-Bosca or the Biodevas schema had 95% green pears. After 4 days of shelflife, the quality of Acti-Bosca or the Biodevas schema was still better.

TRIAL ACTI bosca

Fruit set of pear - Variety Migo

2022 Netherlands

	Nr flower clusters	Fruits/tree	Fruits % flowerclusters
Control	51	49	101
4x 3L ACTI bosca+ 1L Minerbac	48	58	129
4x 3L ACTI bosca	57	59	109

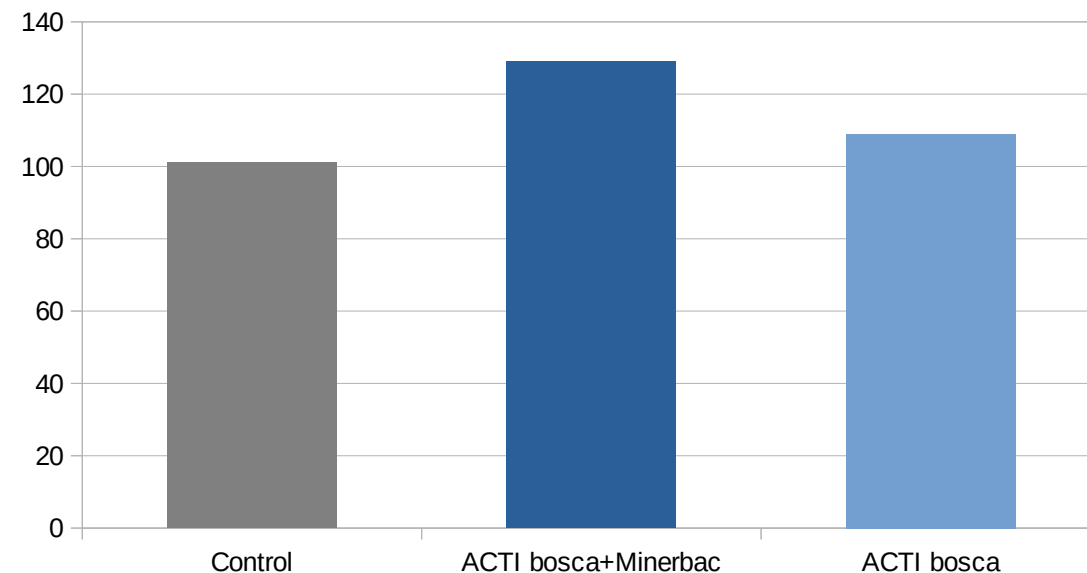
CONCLUSION :

- Improvement in the percentage of fruit set for the 2 modalities
- + 9 % for ACTI bosca
- + 29 % for ACTI bosca + Minerbac

*Minerbac = BIODEVAS MINERAL COMPLEX - Anti deficiency & anti limiting factors



Fruits % per flowerclusters



TRIAL ACTI bosco

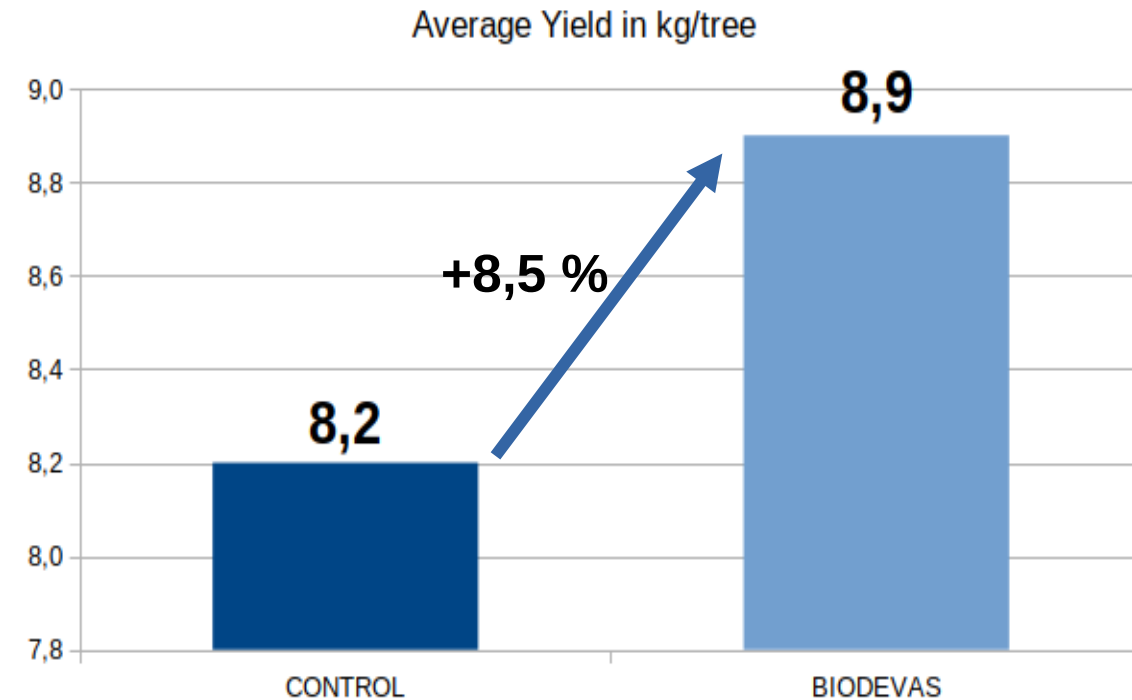
Growth of apple trees - Variety Elstar

2022 Netherlands



	Flowerclusters/tree	Fruits/tree	Fruit Weight (g)
Control	91	56	146
Biodevas	96	62	143

Preserved size – Higher yield



Preliminary results pending the final report

TRIAL ACTI bosca

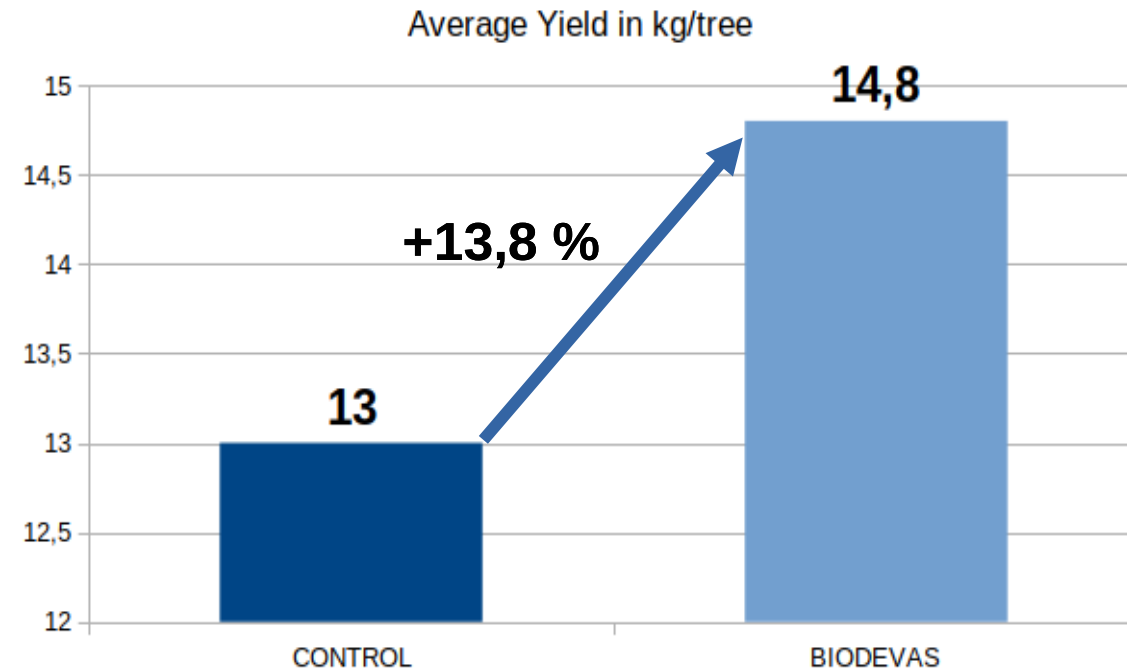
Growth of pear trees - Variety Comice

2022 Netherlands



	Flowerclusters/tree	Fruits/tree	Fruit Weight (g)
Control	47	40	331
Biodevas	63	47	322

Preserved size – Higher yield



Preliminary results pending the final report