

CDP Climate Change Scoring Category Weightings 2026

CDP Full Corporate Scoring Methodology

Version

Version number	Release / Revision date	Revision summary
1.0	Released: April 30, 2026	Publication of the 2026 CDP scoring category weightings for climate change.

Contents

Version	2
Contents.....	3
Introduction: Scoring categories and weightings	4
Climate change 2026: Scoring categories	4
Scoring categories and weightings: Climate change – general	5
Scoring categories and weightings: Climate change – agricultural commodities	6
Scoring categories and weightings: Climate change – aviation	7
Scoring categories and weightings: Climate change – capital goods	8
Scoring categories and weightings: Climate change – cement.....	9
Scoring categories and weightings: Climate change – chemicals	10
Scoring categories and weightings: Climate change – coal	11
Scoring categories and weightings: Climate change – construction.....	12
Scoring categories and weightings: Climate change – energy utilities and power generators.....	13
Scoring categories and weightings: Climate change – financial services	14
Scoring categories and weightings: Climate change – food, beverage and tobacco	15
Scoring categories and weightings: Climate change – metals and mining.....	16
Scoring categories and weightings: Climate change – oil and gas	17
Scoring categories and weightings: Climate change – paper and forestry	18
Scoring categories and weightings: Climate change – real estate.....	19
Scoring categories and weightings: Climate change – steel	20
Scoring categories and weightings: Climate change – transport (OEMS).....	21
Scoring categories and weightings: Climate change – transport (OEMS-EPM)	22
Scoring categories and weightings: Climate change – transport services.....	23

Introduction: Scoring categories and weightings

This document outlines the 2026 category weightings that will be applied for organizations responding to CDP's 2026 full corporate questionnaire for climate change. Please refer to the weightings summary sheets below for the general or sector-specific questionnaire that your organization is responding to. It is recommended that the 2026 scoring introduction document is read in advance of reading the weightings summary sheets. For a breakdown of which questions fall into which scoring category, please refer to the 2026 scoring category mapping document for climate change.

Scoring categories are groupings of questions by topic. They are sub-groups of the 2026 questionnaire modules and are consistent across all sectors. Weightings are applied to scoring categories at the Management and Leadership levels only. Weightings reflect the relative importance of each category in an organization's progression towards environmental stewardship, within the boundaries of the CDP questionnaire and available scoring criteria. As such, the weighting applied to each category varies across sectors to highlight the areas most important to environmental stewardship in specific sectors.

Climate change 2026: Scoring categories

No changes have been made to the climate change scoring categories or weightings between 2025 and 2026, with the exception of minor corrections to question mappings to clarify how the scoring categories are applied and ensure consistency between environmental issues.

The climate change scoring categories in 2026 are as follows:

Additional Climate-Related Metrics	Pricing Environmental Externalities
Business Strategy	Public Policy Engagement and Industry Collaboration
Context	Risk Disclosure
Dependencies, Impacts, Risks and Opportunities Process	Scope 1 & 2 Emissions
Emissions Reduction Initiatives and Low Carbon Products	Scope 3 Emissions
Energy	Targets
Environmental Policies	Value Chain Engagement
Governance	Verification (Incl. Emissions)
Opportunity Disclosure	Portfolio Impact (Financial services only)

Table 1 – 2026 climate change scoring categories.

Scoring categories and weightings: Climate change – general

There are 17 categories in CDP’s full corporate scoring methodology for climate change - general. No changes were made to the climate change scoring category weightings between 2025 and 2026.

Providing information on quantitative targets and qualitative goals, and progress made against these targets, can demonstrate an organization’s commitment to improving climate-related issues management at a corporate level. This information is relevant to investors’ understanding of how an organization is addressing and monitoring progress regarding the risks and opportunities disclosed, and is recognized in the high weighting of the ‘Targets’ category. It is also key for organizations to provide an indication of the importance of climate-related issues in the ‘Governance’ and ‘Business Strategy’ categories through demonstrating high-level oversight of climate-related issues, forward-looking strategies and making financial decisions that are driven by climate-related future market opportunities, public policy objectives, and corporate responsibilities.

Evaluating exposure to climate-related risks and opportunities over a range of time horizons allows for the development of strategies that consider transition to a net-zero carbon economy recognized in the Paris Agreement and UN SDGs. It is therefore essential for organizations to disclose defined processes for identifying, assessing, and responding to climate-related dependencies in the category ‘Dependencies, Impacts, Risks and Opportunities Process’. The high weighting in the ‘Verification (Incl. Emissions)’ category reflects best practice in environmental reporting, whereby emissions assurance ensures the quality of data and processes disclosed. This is essential for setting realistic emission reduction targets.

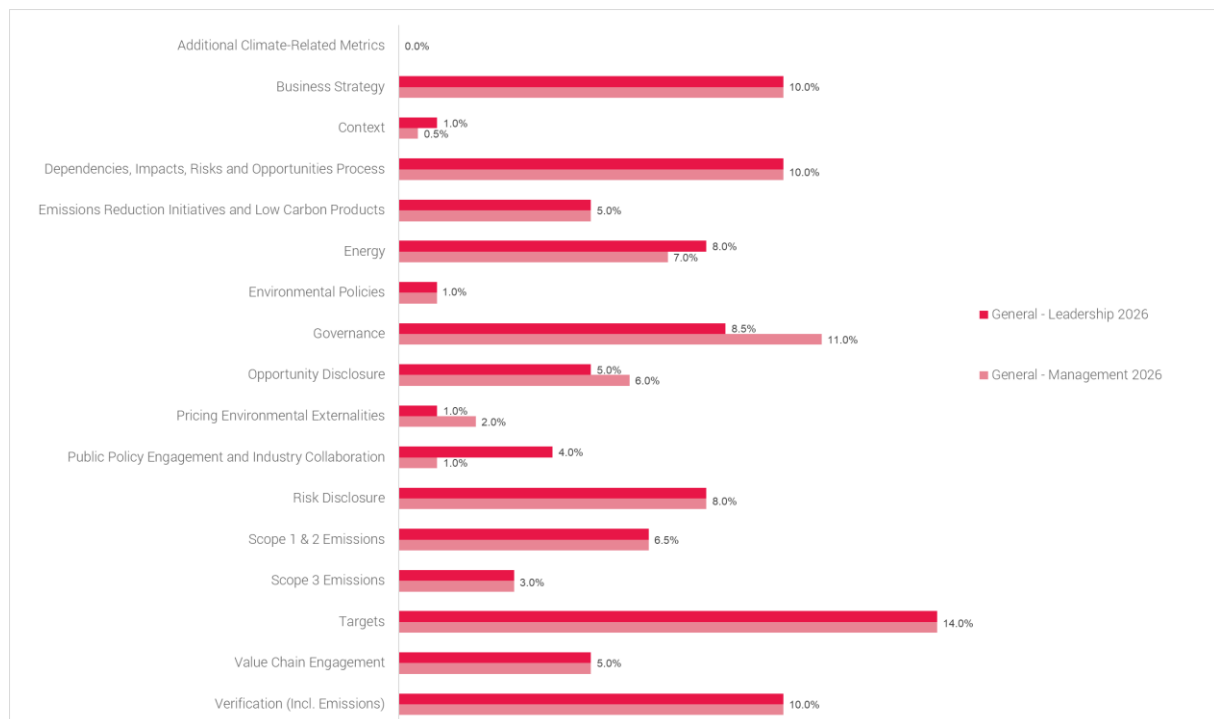


Figure 1 – The bar chart above shows the % weighting applied to each of the scoring categories at Management and Leadership levels for the 2026 full corporate scoring methodology for climate change – general.

Scoring categories and weightings: Climate change – agricultural commodities

There are 17 categories in CDP’s full corporate scoring methodology for climate change – agricultural commodities. No changes were made to the climate change scoring category weightings between 2025 and 2026.

Activities in the agricultural commodities sector include producing and processing raw materials (crops and/or livestock) that will be used as raw ingredients in the manufacturing, packaging, and marketing of food, drinks, and tobacco consumer goods. Given the prevalence of direct land activities, this sector is fundamentally dependent on natural resources, and thus, directly affected by and a key driver of climate change.

Risks associated with the agricultural commodities sector are deforestation, forest degradation and farm management practices. The largest contributions from agriculture arise from enteric fermentation, manure from ruminant livestock production, crop-related fertilization practices and soil greenhouse gas emissions. Given the large emissions risks associated with the entire value chain of the agricultural commodities sector, value chain engagement is highly important for organizations operating within this sector. Further, climate change and a low carbon transition plan should be integrated into the business strategy of organizations operating in the agricultural commodities sector, implemented through emission reduction initiatives and low-carbon technologies.

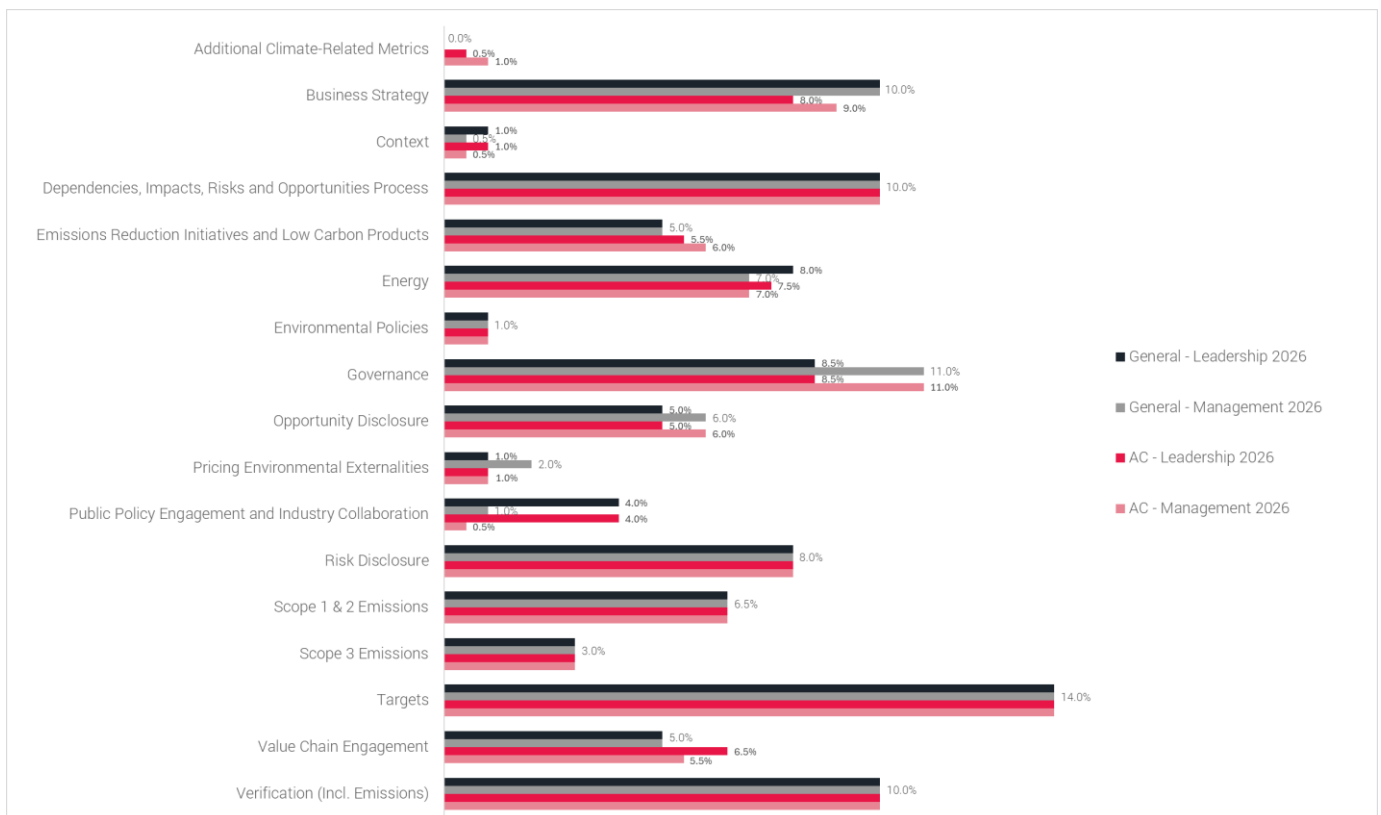


Figure 2 – The bar chart above shows the % weighting applied to each of the scoring categories at Management and Leadership levels for the 2026 full corporate scoring methodology for climate change – agricultural commodities (AC), compared to the weightings applied to scoring categories for the general sector.

Scoring categories and weightings: Climate change – aviation

There are 17 categories in CDP’s full corporate scoring methodology for aviation. This is a new sector for 2026.

In 2023, aviation accounted for 2.5% of global energy-related CO2 emissions, having grown faster between 2000 and 2019 than rail, road or shipping (IEA, 2025). The sector provides air transport services to passengers and freight. Emissions within this sector are primarily associated with the impact of jet fuel use. These are primarily direct emissions (scope 1) and indirect emissions in the value chain (scope 3) from “fuel- and energy-related activities” (category 3). Indirect emissions from energy use (scope 2) emissions are often a small proportion of this sector’s total emissions.

While aviation accounts for a relatively small share of global emissions, it is one of the most challenging sectors to decarbonize. Emissions can be reduced by efficiency improvements such as more fuel-efficient design of new aircraft and operational improvements such as more optimal flight paths, as well as avoidance of contrail creation. Innovation in low-emission fuel and aircraft technologies will be needed for further abatement in the sector and Sustainable Aviation Fuels (SAF) are considered critical for reducing the aviation sector’s emissions. The category weightings reflect the importance of these emissions reduction efforts needed to move towards environmental stewardship in this sector.

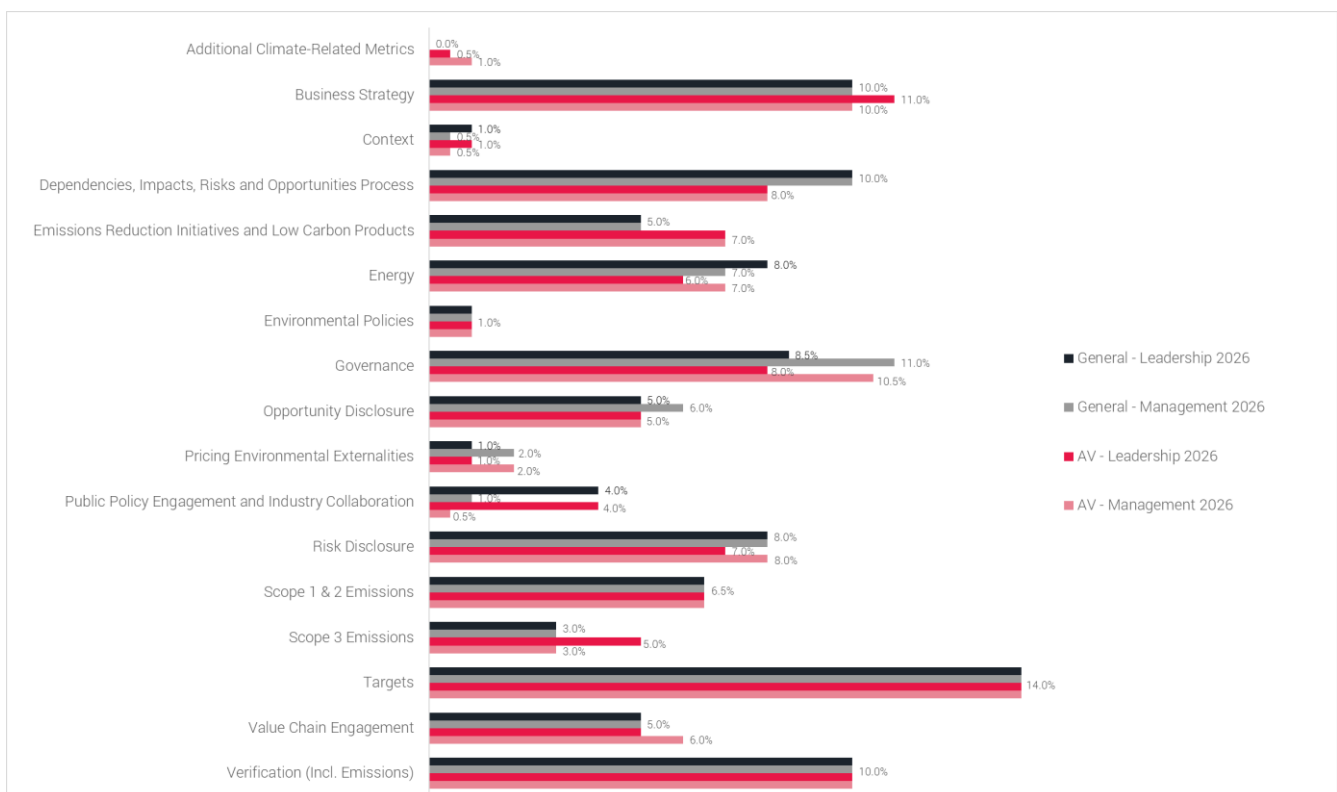


Figure 3 – The bar chart above shows the % weighting applied to each of the scoring categories at Management and Leadership levels for the 2026 full corporate scoring methodology for climate change – aviation (AV), compared to the weightings applied to scoring categories for the general sector.

Scoring categories and weightings: Climate change – capital goods

There are 17 categories in CDP’s full corporate scoring methodology for climate change – capital goods. No changes were made to the climate change scoring category weightings between 2025 and 2026.

The capital goods sector provides products, processes and services to key high emitting end markets, such as power generation, construction, transportation and industry. Therefore, indirect emissions in the value chain (Scope 3) are key for the sector, with the majority related to the use of sold products and services. Capital goods producers must therefore be able to understand their indirect emissions profile and manage their product-related climate change risks if they are to ensure future competitive success and be prepared for any product-related regulation.

All the end markets supplied by the sector face increasing regulation and decarbonization targets, from building and appliance standards, to mandated technologies for power generation. This offers significant scope to utilize technology trends in electrification, digitalization and autonomy to change the emissions profile of end markets. Investment in research and development of energy efficient low-carbon products with scope for system-wide change will therefore be key for the capital goods sector’s transition to a low-carbon future. Environmental stewards in this sector should demonstrate a forward-looking business strategy with financial decisions that are driven by climate-related future market opportunities, public policy objectives, and corporate responsibilities; as reflected by the weighting of ‘Business Strategy’ category in this sector.

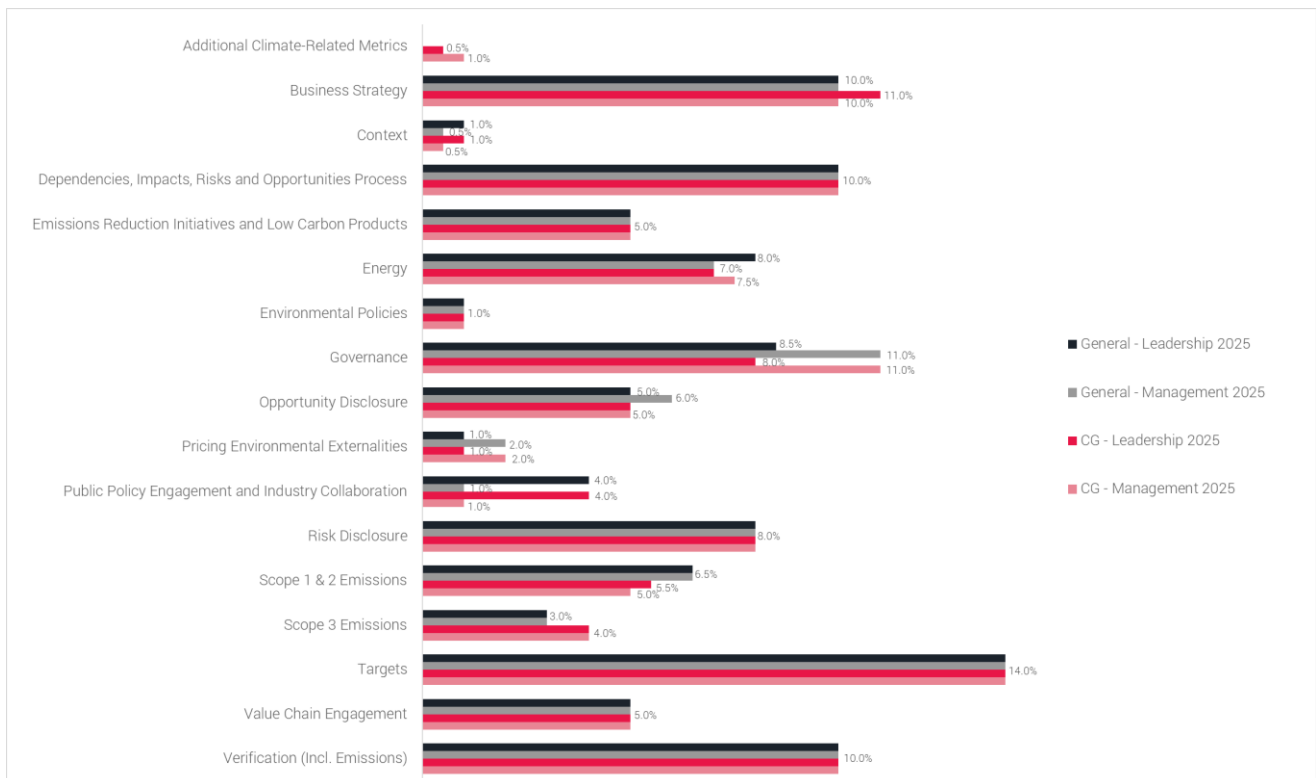


Figure 4 – The bar chart above shows the % weighting applied to each of the scoring categories at Management and Leadership levels for the 2026 full corporate scoring methodology for climate change – capital goods (CG), compared to the weightings applied to scoring categories for the general sector.

Scoring categories and weightings: Climate change – cement

There are 17 categories in CDP’s full corporate scoring methodology for climate change – cement. No changes were made to the climate change scoring category weightings between 2025 and 2026.

Activities in the cement sector encompass those associated with concrete production: from limestone quarrying to concrete end-of-life. Cement production is an energy intensive process and most of the greenhouse gas emissions for cement production originate in the combustion of fossil fuels for the heating of key ingredients. In addition, significant carbon dioxide emissions are released as process emissions during production.

As global populations and the demand for infrastructure increase, emissions reduction initiatives and low carbon products such as increasing energy efficiency, fuel switching, reducing clinker content, and moving to more efficient dry process kilns with pre-calciner and pre-heating technologies are key ways the cement industry can reduce its emissions. Environmental stewards in this sector will use scenario analysis to ensure climate change is integrated into the business strategy of cement companies. This is reflected in the weighting of this category in this sector. Furthermore, energy consumption and generation breakdowns, emission accounting, and emissions performance are particularly important for organizations operating in this sector.

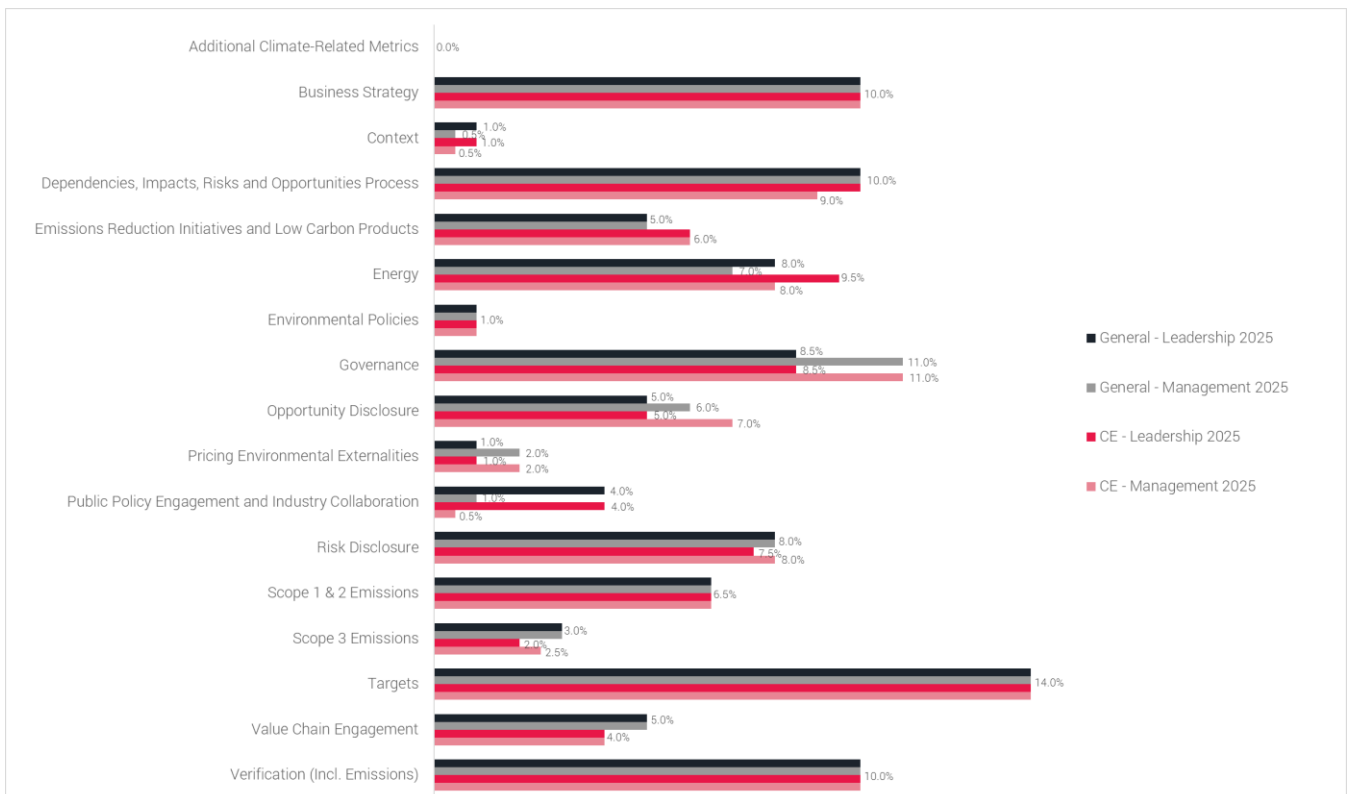


Figure 5 – The bar chart above shows the % weighting applied to each of the scoring categories at Management and Leadership levels for the 2026 full corporate scoring methodology for climate change – cement (CE), compared to the weightings applied to scoring categories for the general sector.

Scoring categories and weightings: Climate change – chemicals

There are 17 categories in CDP’s full corporate scoring methodology for climate change – chemicals. No changes were made to the climate change scoring category weightings between 2025 and 2026.

The chemicals sector is diverse, creating an immense variety of end products by conversion of raw materials such as oil and gas products, minerals, metals or water. Most of the emissions in the chemicals sector originate from either fossil fuel combustion in production processes or as process chemical emissions, and activity in this sector is expected to increase in the coming decades.

Energy consumption and breakdowns, emissions accounting, and emissions performance are therefore particularly important for organizations operating in this sector. Emissions reduction initiatives and low carbon products such as process redesign, increased heat production efficiency through cogeneration, and fuel-switching are key ways to cut emissions in this sector. Depending on feedstocks used, this sector may have significant upstream emissions, thus feedstock switching from fossil to bio-based fuels may greatly reduce emissions as well. Climate change and a low-carbon transition plan should be integrated into the business strategy of chemical organizations. Environmental stewards in this sector will use scenario analysis to inform, and incorporate decarbonization into their business strategy. This is reflected as a highly weighted category for this sector.

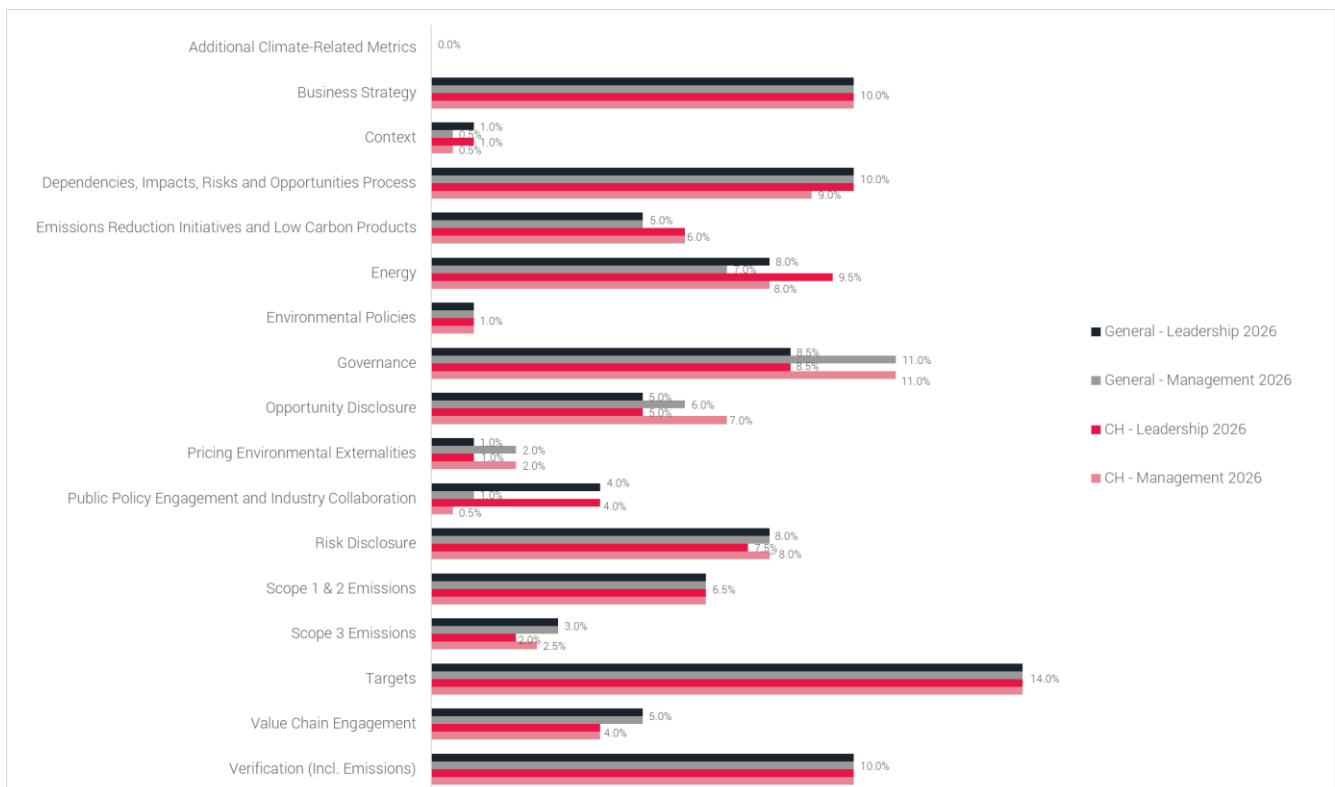


Figure 6 – The bar chart above shows the % weighting applied to each of the scoring categories at Management and Leadership levels for the 2026 full corporate scoring methodology for climate change – chemicals (CH), compared to the weightings applied to scoring categories for the general sector.

Scoring categories and weightings: Climate change – coal

There are 17 categories in CDP’s full corporate scoring methodology for climate change – coal. No changes were made to the climate change scoring category weightings between 2025 and 2026.

With activities including coal extraction, coal-based fuel production and coal-based energy production, the coal sector is an energy intensive, high emitting sector. Globally, coal combustion dominates power generation and contributes the largest share of anthropogenic greenhouse gas increase in the atmosphere. The demand for power is increasing, highlighting the urgent need to decarbonize the sector.

Emissions reduction targets along with other emissions reduction initiatives and low carbon products are particularly important for organizations operating in this sector; as reflected by their relative weightings. Coal faces increasing regulatory and market pressures in its downstream use, including competition from natural gas and renewables; as such, climate change should be integrated into the business strategy and included in financial planning assessments of organizations operating within this sector. Environmental stewards in this sector will use scenario analysis to ensure their business strategy is informed by climate change.

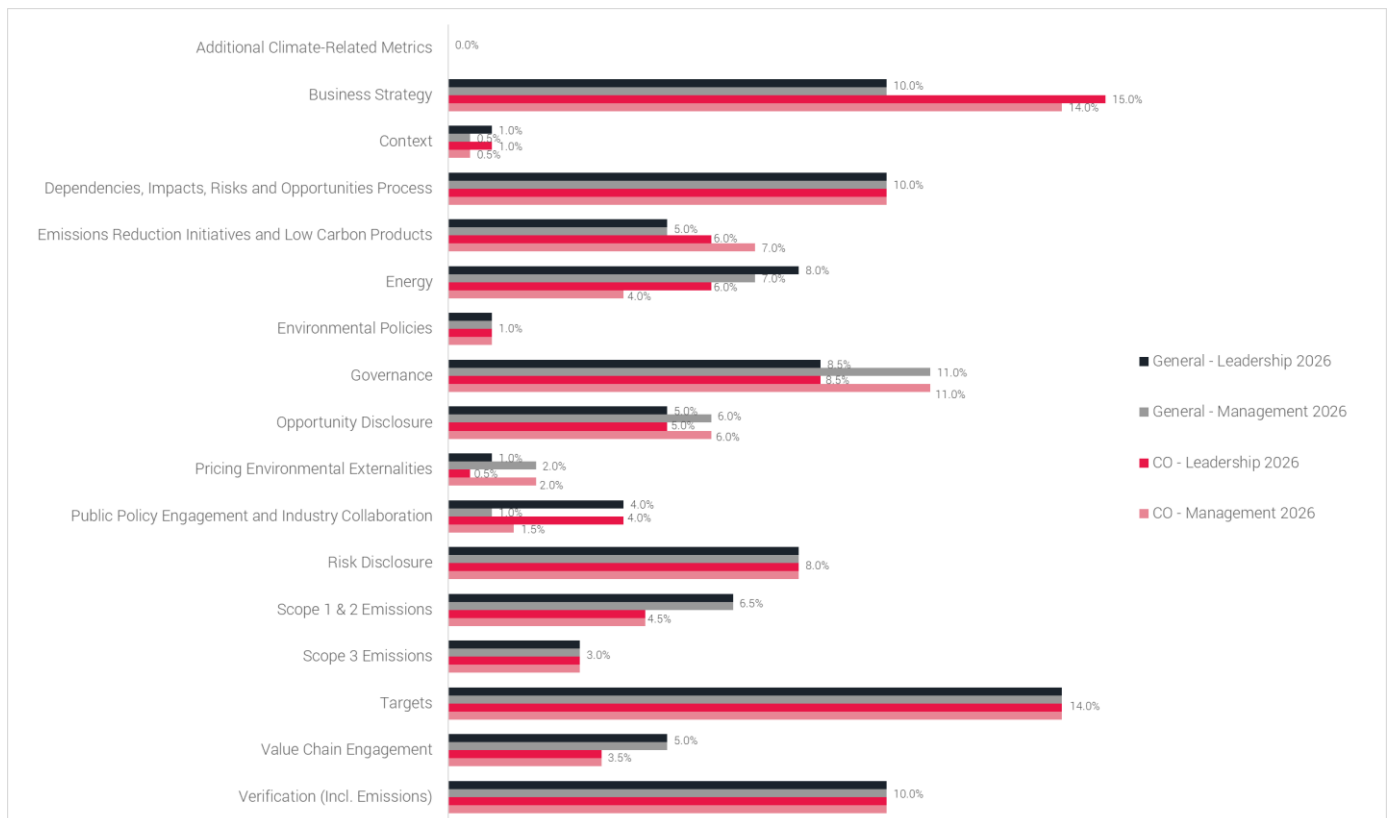


Figure 7 – The bar chart above shows the % weighting applied to each of the scoring categories at Management and Leadership levels for the 2026 full corporate scoring methodology for climate change – coal (CO), compared to the weightings applied to scoring categories for the general sector.

Scoring categories and weightings: Climate change – construction

There are 17 categories in CDP’s full corporate scoring methodology for climate change – construction. No changes were made to the climate change scoring category weightings between 2025 and 2026.

Activities in the construction sector operate at different points in the value chain spanning across design, materials manufacturing, construction and life cycle maintenance. Buildings are responsible for approximately 39% of global greenhouse gas emissions. The sizeable part of these emissions is attributable not only to the construction process itself, but also to materials manufacturing (embodied emissions) and to operational emissions during the use stage of buildings. With increased demand for construction materials for new buildings, extensions, renovations and infrastructure the present global building floor area is predicted to double by 2060.

With increasing demand for the construction sector, it is particularly important for organizations in this sector to develop emissions reduction initiatives and low carbon products. Transition planning is also an important evolution of strategic environmental planning. This includes all the relevant changes that need to be made to an organization’s business model before they can adjust to a net-zero future, and is especially relevant to construction. Environmental stewards in this sector will therefore use scenario analysis to ensure their business strategy is informed by climate change and provide additional-climate related metrics including details on life cycle / embodied carbon emissions of construction or renovation projects.

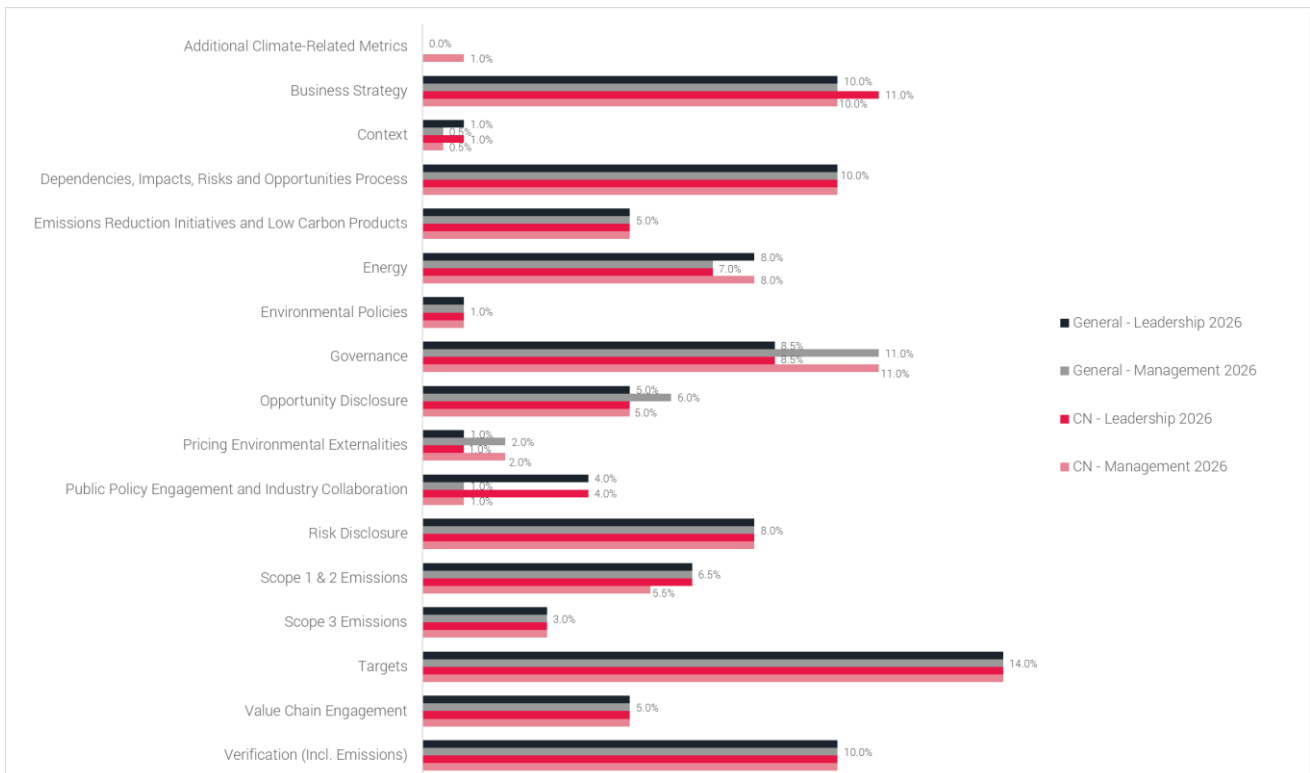


Figure 8 – The bar chart above shows the % weighting applied to each of the scoring categories at Management and Leadership levels for the 2026 full corporate scoring methodology for climate change – construction (CN), compared to the weightings applied to scoring categories for the general sector.

Scoring categories and weightings: Climate change – energy utilities and power generators

There are 17 categories in CDP’s full corporate scoring methodology for climate change – energy utilities and power generators. No changes were made to the climate change scoring category weightings between 2025 and 2026.

Energy utilities and power generators is an energy intensive, high emitting sector with activities including electricity generation, transmission, distribution and retailing. Climate change is a strategic issue for the energy utilities and power generators sector, with power generation being the single largest emitter of carbon dioxide, accounting for around 25% of global emissions. With the increasing commercialization of renewable energy sources and the advent of decentralized power production, the energy utilities and power generators sector has the key potential to undergo a transition to low-carbon energy sources.

It is particularly important for organizations operating in the energy utilities and power generators sector to disclose energy consumption and breakdowns, emissions accounting and emissions performance. Emission reduction targets along with other emission reduction initiatives and low-carbon products are also important for organizations in this sector, as reflected in the weightings for these categories. Climate change and a low carbon transition plan should be integrated into the business strategy and considered in financial planning assessments of energy utilities and power generators organizations. Environmental stewards in this sector will also use scenario analysis to inform their business strategy.

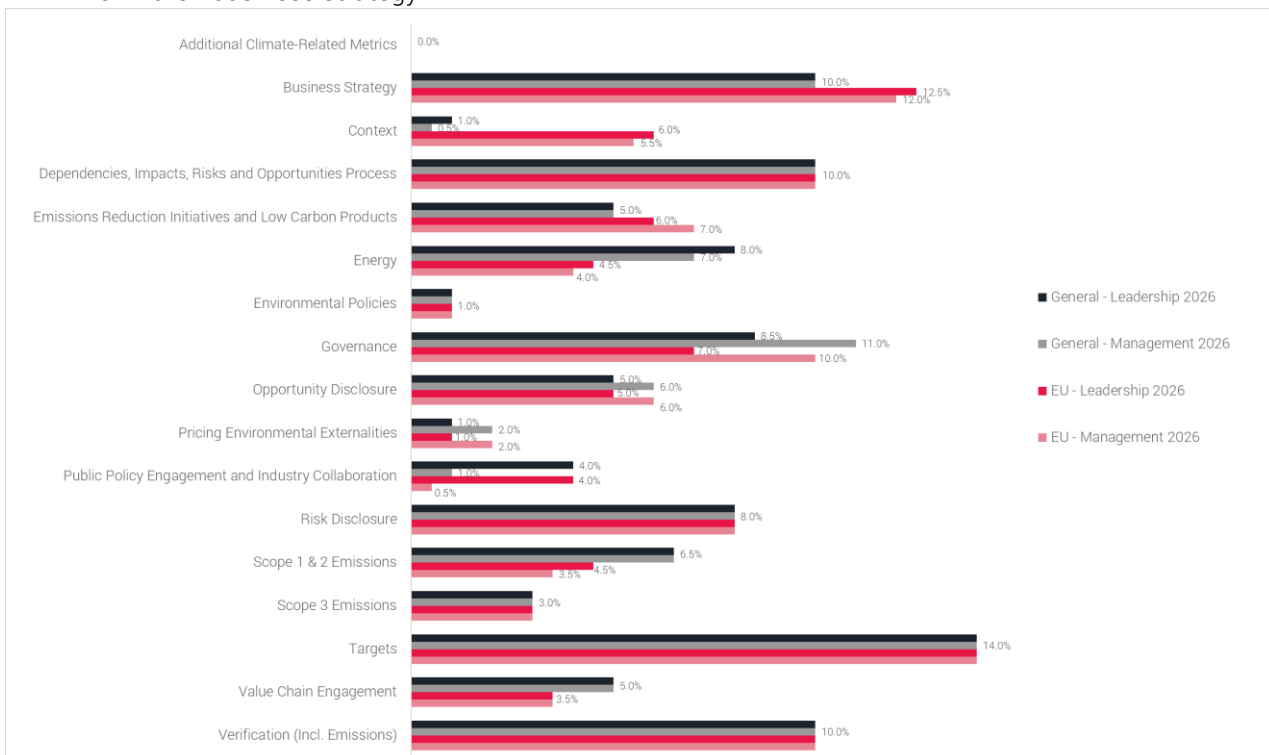


Figure 9 – The bar chart above shows the % weighting applied to each of the scoring categories at Management and Leadership levels for the 2026 full corporate scoring methodology for climate change – energy utilities and power generators (EU), compared to the weightings applied to scoring categories for the general sector.

Scoring categories and weightings: Climate change – financial services

There are 18 categories in CDP’s full corporate scoring methodology for financial services. No changes were made to the climate change scoring category weightings between 2025 and 2026.

Activities in the financial services sector include banking, investing (asset management and/or asset ownership), and insurance underwriting. The recommendations of the Task Force on Climate-related Financial Disclosures (TCFD) highlight the important role of the financial sector as preparers of climate-related financial disclosures. Disclosure by this sector will enable investors, central banks, regulators/supervisors and other relevant stakeholders to better understand the concentrations of carbon-related assets in the financial sector, as well as the financial system’s exposures to climate-related risks.

Most of a financial institution’s climate and nature-related dependencies, impacts, risks, and opportunities are likely to stem from the financial activities it undertakes, which are intertwined with the subsequent environmental impacts of that financing. Unique to the financial services sector is the highly weighted category ‘Portfolio Impact’, which contains questions specific to the indirect greenhouse gas emissions attributable to an organization’s financing and facilitating activities. For financial institutions to be catalysts of the transition, it is also especially important for them to understand the risks that they face, have strong environmental policies in place, and demonstrate a high level of governance to enable appropriate action.

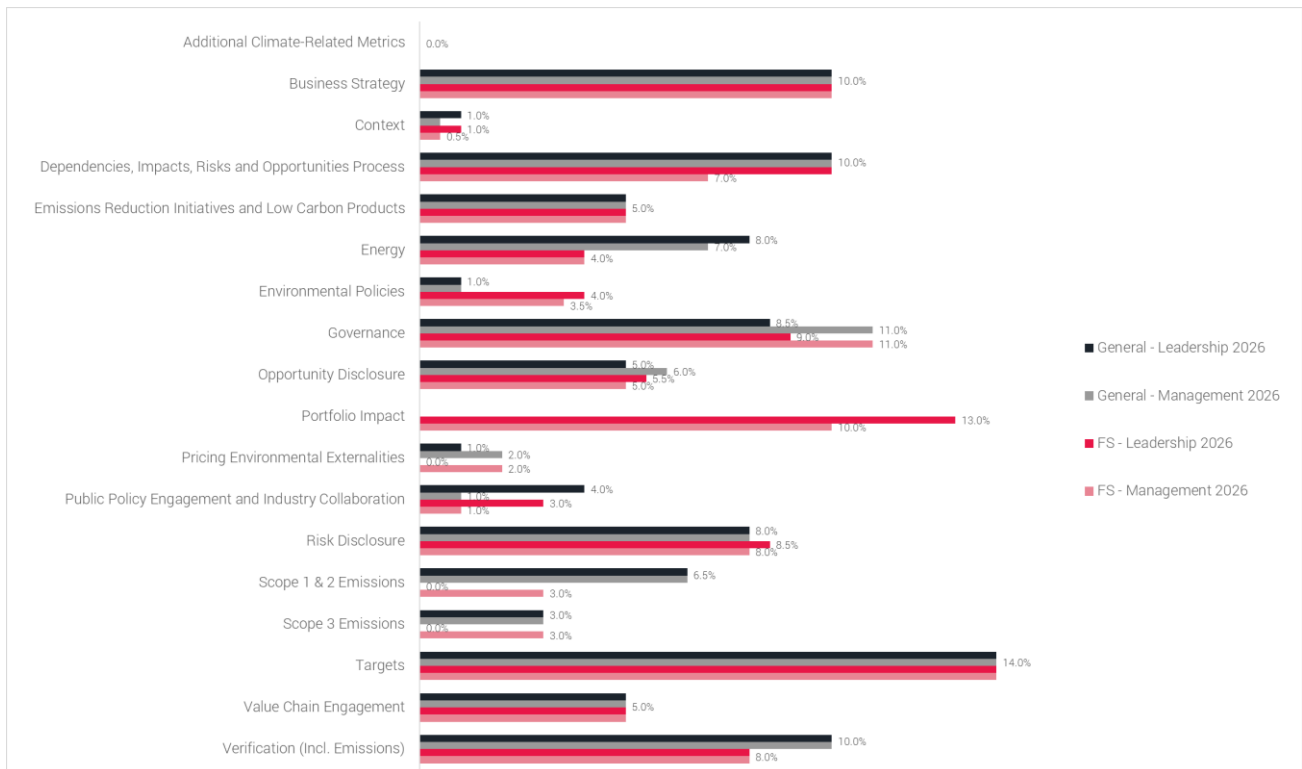


Figure 10 – The bar chart above shows the % weighting applied to each of the scoring categories at Management and Leadership levels for the 2026 full corporate scoring methodology for climate change – financial services (FS), compared to the weightings applied to scoring categories for the general sector.

Scoring categories and weightings: Climate change – food, beverage and tobacco

There are 17 categories in CDP’s full corporate scoring methodology for food, beverage and tobacco. No changes were made to the climate change scoring category weightings between 2025 and 2026.

Activities in the food, beverage and tobacco sector include processing (including packaging), manufacturing and trade of food, drinks, and tobacco consumer goods. Organizations in this sector usually source their raw materials from those in the agricultural commodities sector, up to but not including retail. As the global population has grown, so has the demand for food, leading to an increase in greenhouse gas emissions.

The food, beverage and tobacco sector inherits risks from agricultural activities in its supply chain, including physical risks such as changing weather patterns, and regulatory risks relating to farm management practices. Other risks associated with the processing, manufacture, and packaging of food, drinks, and tobacco products exist for food, beverage & tobacco organizations, such as carbon dioxide equivalent emissions from machinery, storage facilities and transportation. As such, value chain engagement is highly important to address risk and drive decarbonization at the agricultural phase of production for organizations in this sector. Climate change and a low carbon transition plan should therefore also be integrated into the business strategy of organizations operating in this sector, implemented through emission reduction initiatives and low -carbon technologies.

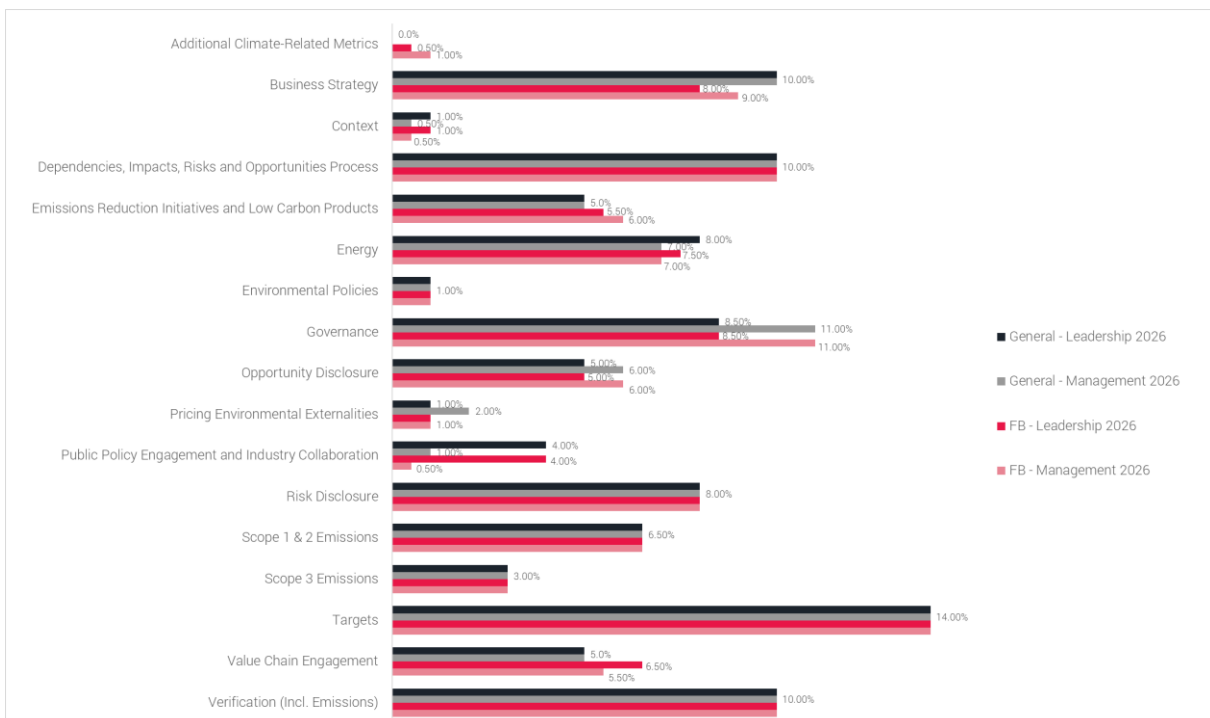


Figure 11 – The bar chart above shows the % weighting applied to each of the scoring categories at Management and Leadership levels for the 2026 full corporate scoring methodology for climate change – food, beverage and tobacco (FBT), compared to the weightings applied to scoring categories for the general sector.

Scoring categories and weightings: Climate change – metals and mining

There are 17 categories in CDP’s full corporate scoring methodology for metals and mining. No changes were made to the climate change scoring category weightings between 2025 and 2026.

The metals and mining sector represents the first stage of the life cycle of a vast range of products. Emissions from this sector largely occur at mining sites during the combustion of fossil fuels and the processing of materials to transform the earth’s elements into useable industry materials. As such, the metals and mining sector is significant as part of the transition to a low-carbon economy for many sectors including utilities, industrials and transport.

Emissions reduction initiatives and low carbon products such as increased recycling, increased purchases of renewable and low-carbon electricity, and through generation at production sites (which may be particularly significant in remote mines not connected to a power grid) are key to reducing emissions in this sector. Energy consumption and breakdown disclosure are important for metals and mining organizations, as fuel switching and energy efficiency improvements are needed at metal processing facilities. Environmental stewards in the metals and mining sector will use scenario analysis to inform their business strategy. This is reflected in the relative category weightings for this sector.

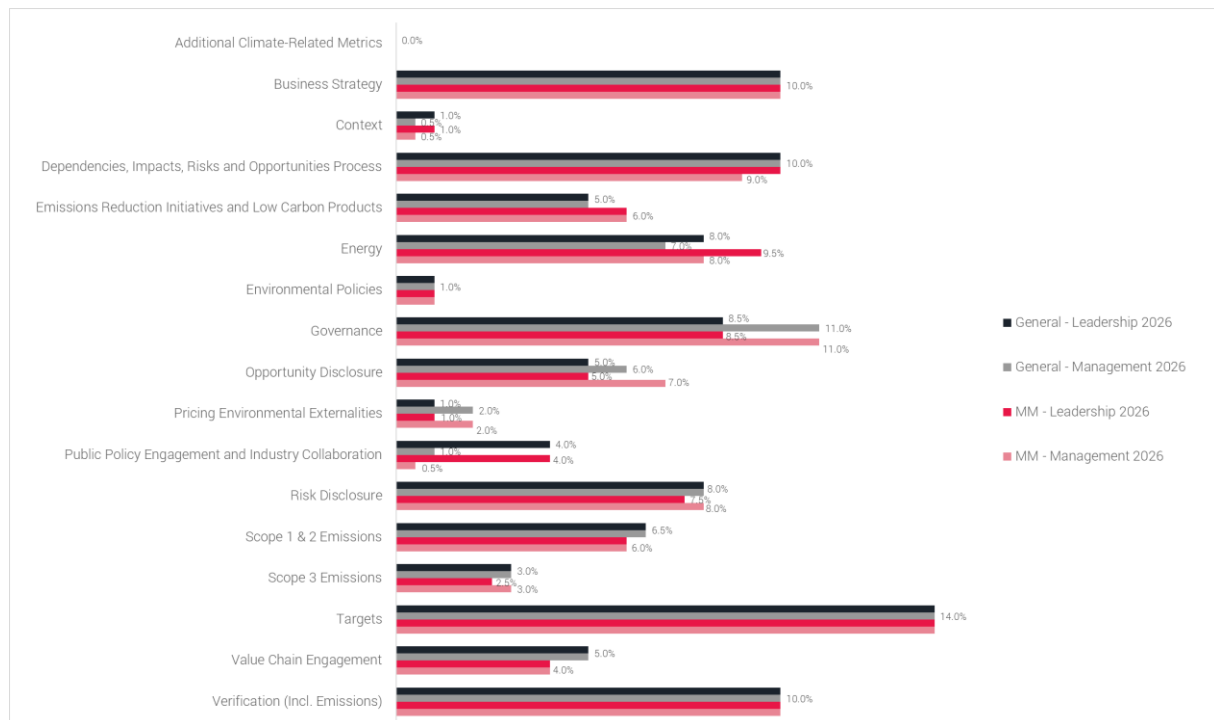


Figure 12 – The bar chart above shows the % weighting applied to each of the scoring categories at Management and Leadership levels for the 2026 full corporate scoring methodology for climate change – metals and mining (MM), compared to the weightings applied to scoring categories for the general sector.

Scoring categories and weightings: Climate change – oil and gas

There are 17 categories in CDP’s full corporate scoring methodology for oil and gas. No changes were made to the climate change scoring category weightings between 2025 and 2026.

Oil and gas is an energy intensive, high emitting sector with activities including exploration and development, production, refining, and the manufacturing and distribution of petrochemicals. Climate change is a strategic risk for the oil and gas sector, whose operational and use phase emissions collectively account for half of global carbon dioxide emissions. Approximately 80% of the total greenhouse gas emissions associated with oil and gas companies occur in the downstream segment, primarily during the combustion of products sold for final energy use.

Oil and gas companies play a significant role in climate change, and therefore emissions reduction targets along with other emission reduction initiatives and low carbon products are particularly important for organizations in this sector. As such, climate change and a low carbon transition plan should be integrated into the business strategy of oil and gas organizations. Environmental stewards in this sector will use scenario analysis to inform their business strategy.

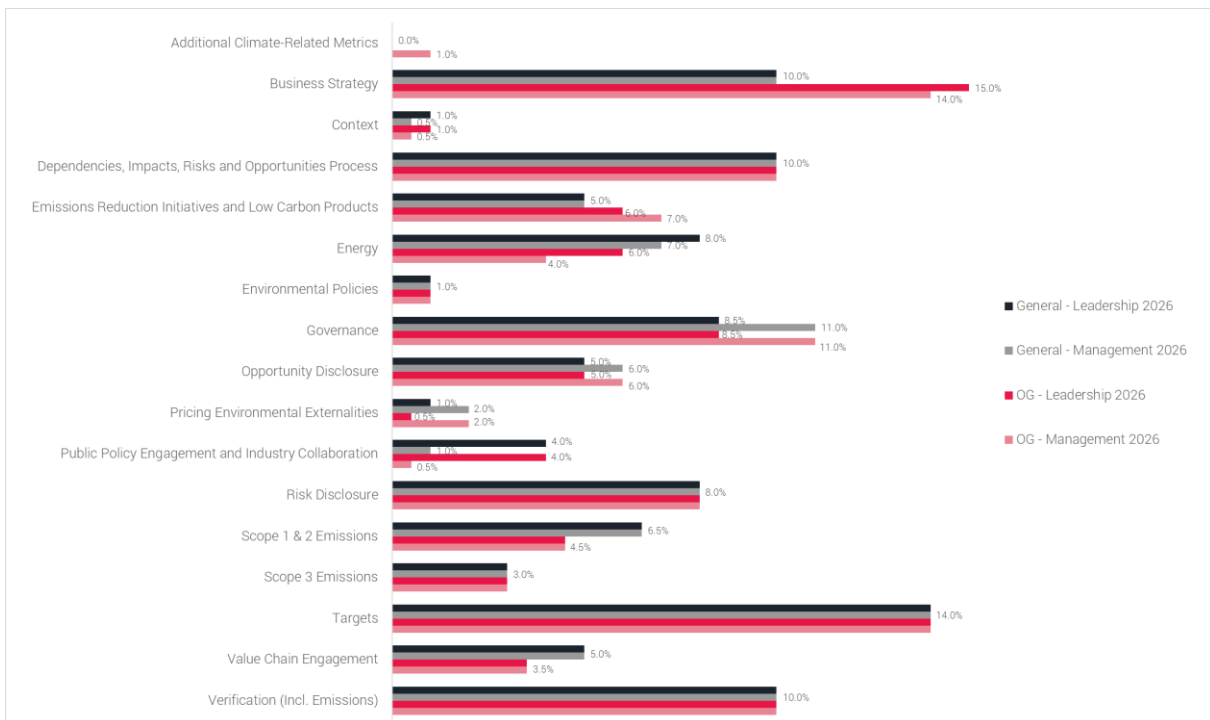


Figure 13 – The bar chart above shows the % weighting applied to each of the scoring categories at Management and Leadership levels for the 2026 full corporate scoring methodology for climate change – oil and gas (OG), compared to the weightings applied to scoring categories for the general sector.

Scoring categories and weightings: Climate change – paper and forestry

There are 17 categories in CDP’s full corporate scoring methodology for paper and forestry. No changes were made to the climate change scoring category weightings between 2025 and 2026.

Activities in the paper and forestry sector include the production and/or sourcing of timber and timber-based products. Risks associated with the paper and forestry sector extend across the whole value chain and arise from a variety of sources, including unsustainable forest management activities, the use of wood as biofuel for facility energy use, downstream and upstream transportation and distribution, and the waste management from plantation/machinery residues.

The paper and forestry sector can play an important role in maintaining or increasing carbon sinks through sustainable forest management, and act as strong actors in the circular economy by contributing to the development of products with a higher share of sustainable fibres. Given the large emissions risks associated with the entire value chain for organizations operating within this sector, value chain engagement is highly important to address risks in this sector. Climate change and a low carbon transition plan should be integrated into the business strategy of organizations operating in this sector, implemented through emission reduction initiatives and low-carbon technologies.

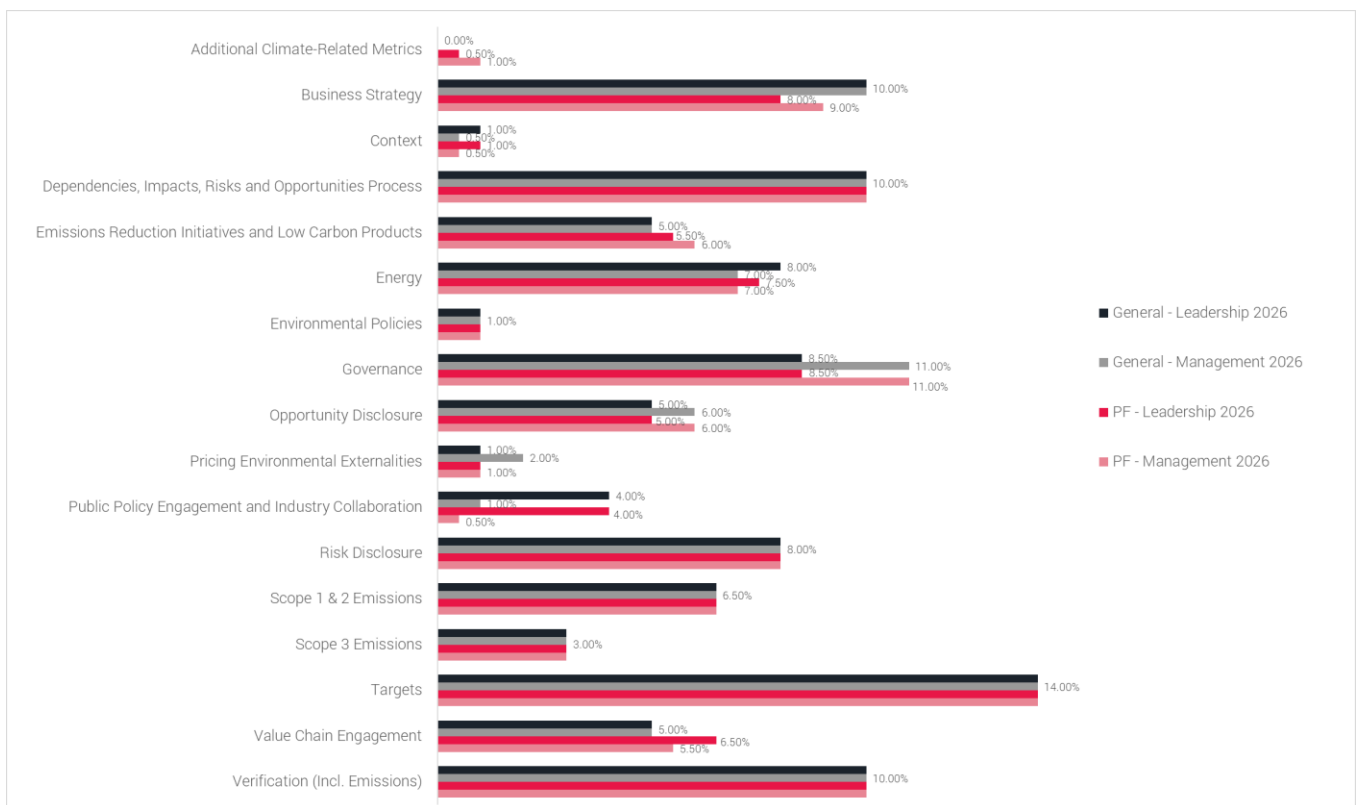


Figure 14 – The bar chart above shows the % weighting applied to each of the scoring categories at Management and Leadership levels for the 2026 full corporate scoring methodology for climate change – paper and forestry (PF), compared to the weightings applied to scoring categories for the general sector.

Scoring categories and weightings: Climate change – real estate

There are 17 categories in CDP’s full corporate scoring methodology for real estate. No changes were made to the climate change scoring category weightings between 2025 and 2026.

Activities in the real estate sector operate at different points in the value chain spanning across finance, design, construction, life cycle maintenance and property management. Although it is important to draw distinct lines of responsibility for carbon dioxide emissions within the buildings value chain, all of the actors in this sector need to align their actions if we are to achieve the Paris Agreement goals, for which the reduction of building-related emissions will play a critical role. In fact, buildings are currently responsible for 39% of global greenhouse gas emissions. The sizeable part of these emissions is attributable not only to the use of built assets – operational emissions (Scopes 1 and 2), but also to their construction – embodied emissions (Scope 3).

With the present global building floor area set to more than double by 2060, there will be increased demand for construction materials for new buildings, extensions, renovations and infrastructure, creating significant and immediate carbon emissions before a project’s completion. Environmental stewards in this sector will use scenario analysis to inform their business strategy and provide additional-climate related metrics including details on life cycle / embodied carbon emissions of construction or renovation projects.

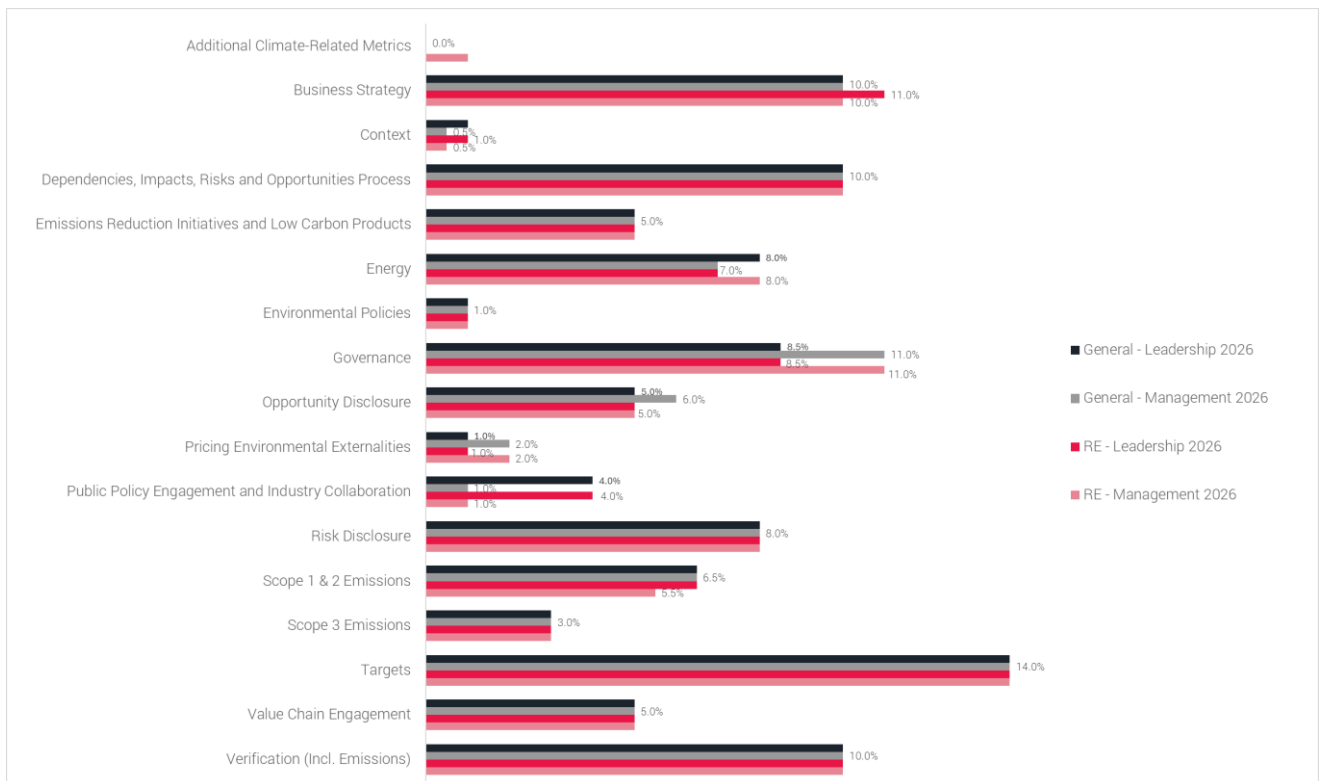


Figure 15 – The bar chart above shows the % weighting applied to each of the scoring categories at Management and Leadership levels for the 2026 full corporate scoring methodology for climate change – real estate (RE), compared to the weightings applied to scoring categories for the general sector.

Scoring categories and weightings: Climate change – steel

There are 17 categories in CDP’s full corporate scoring methodology for steel. No changes were made to the climate change scoring category weightings between 2025 and 2026.

Activities associated with the steel production chain, from quarrying to furnace operations involve high energy and emitting intensive processes. The transformation of iron ore to steel requires significant amounts of heat and cooking coal, an emissions-intensive product. Vital to modern economies, global demand for steel is expected to increase, highlighting the critical need for the steel sector to adopt decarbonization strategies.

Recycling alone cannot meet current demand for steel production, therefore identifying climate-related opportunities allows for a strategy for the transition to a net-zero carbon economy. Adopting emissions reduction initiatives and low carbon products including attention to feedstocks, implementing various techniques throughout the production process, installing technologies at plants, and switching to less emissions-intensive fuels are essential to lower production emissions in the steel industry. Due to the energy intensive processes involved, energy consumption and breakdown disclosure are particularly important for steel organisations. Climate change and a low carbon transition plan should be integrated into the business strategy of steel organizations, with environmental stewards operating in this sector using scenario analysis to inform their business strategy.

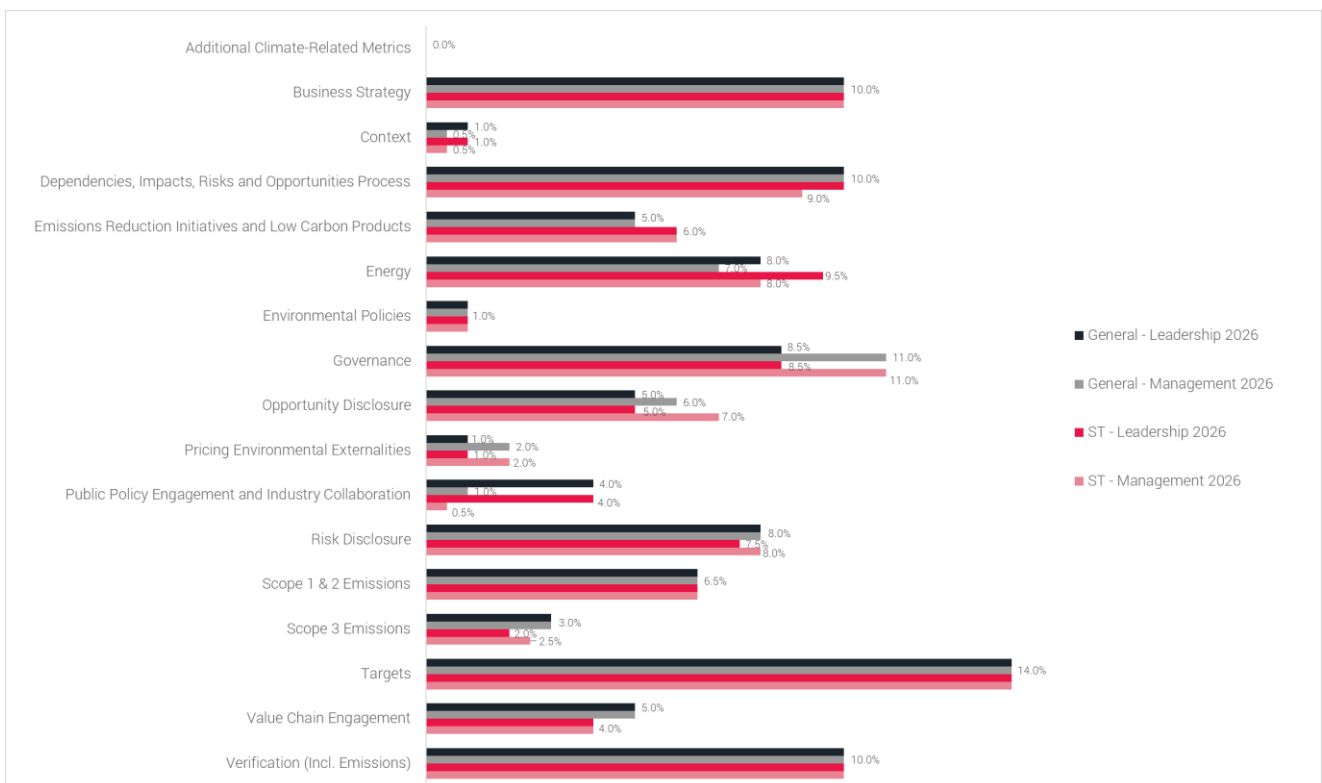


Figure 16 – The bar chart above shows the % weighting applied to each of the scoring categories at Management and Leadership levels for the 2026 full corporate scoring methodology for climate change – steel (ST), compared to the weightings applied to scoring categories for the general sector.

Scoring categories and weightings: Climate change – transport (OEMS)

There are 17 categories in CDP's full corporate scoring methodology for transport (OEMS). No changes were made to the climate change scoring category weightings between 2025 and 2026.

The transport sector is a high emitting and high energy sector. CDP's original equipment manufacturers (OEMs) transport sector includes industrial producers of transportation vehicles across five transport modes: Aviation, Light Duty Vehicles (LDV), Heavy Duty Vehicles (HDV), Shipping, and Rail. The transport sector is responsible for almost a quarter of global energy-related CO2 emissions. This significant share showcases the sector's impact on global emissions and underscores the need for tailored strategies to reduce emissions within this sector.

Activity based accounting of Scope 1 and 2, and Scope 3 emissions category 'use of sold products' are particularly important for transport manufacturer organizations. Data assumptions and calculation methods used for Scope 3 figures should also be central to organizations in this sector. Organizations in this sector should engage with their value chain on climate-related emissions to combat emissions outside of their direct operations. To address the high emissions in this sector, organizations should have climate change and a low carbon transition plan integrated into their business strategy. To achieve emission reduction goals, environmental stewards in this sector will demonstrate emissions reduction initiatives and the production of, and investment in, low-carbon transportation technologies.

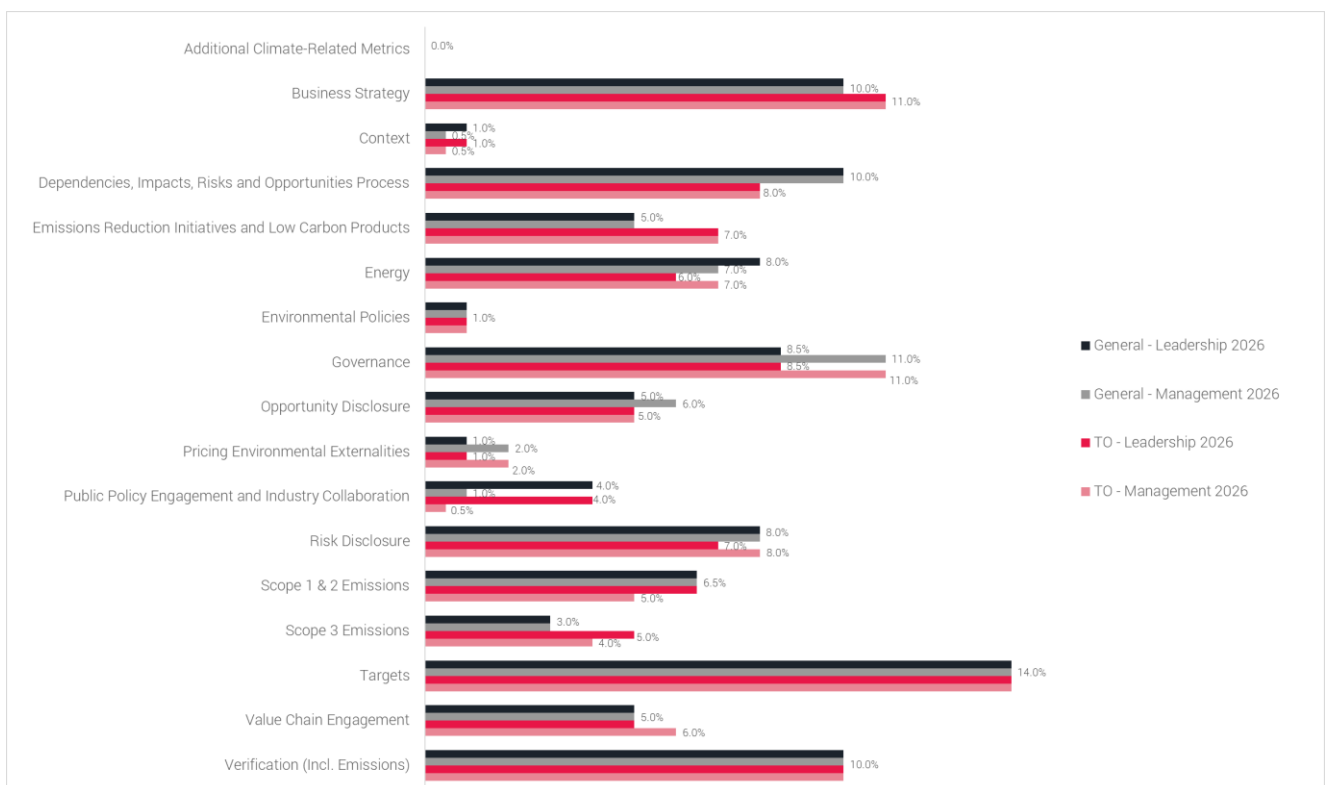


Figure 17 – The bar chart above shows the % weighting applied to each of the scoring categories at Management and Leadership levels for the 2026 full corporate scoring methodology for climate change – transport (OEMS), compared to the weightings applied to scoring categories for the general sector.

Scoring categories and weightings: Climate change – transport (OEMS-EPM)

There are 17 categories in CDP’s full corporate scoring methodology for transport (OEMS-EPM). No changes were made to the climate change scoring category weightings between 2025 and 2026.

The transport sector is a high emitting and high energy sector. CDP’s original equipment manufacturers (OEMs) transport sector includes industrial producers of transportation vehicles across four transport modes: Light Duty Vehicles (LDV), Heavy Duty Vehicles (HDV), Shipping, and Rail. The transport sector is responsible for almost a quarter of global energy-related carbon dioxide emissions. This significant share showcases the sector’s impact on global emissions and underscores the need for tailored strategies to reduce emissions within this sector.

Activity based accounting of Scope 1 and 2, and Scope 3 emissions category 'use of sold products' are particularly important for transport manufacturer organizations. Data assumptions and calculation methods used for Scope 3 figures should also be central to organizations in this sector. Organizations in this sector should engage with their value chain on climate-related emissions to combat emissions outside of their direct operations. To address the high emissions in this sector, organizations should have climate change and a low carbon transition plan integrated into their business strategy. To achieve emission reduction goals, environmental stewards in this sector will demonstrate emissions reduction initiatives and the production of, and investment in, low-carbon transportation technologies.

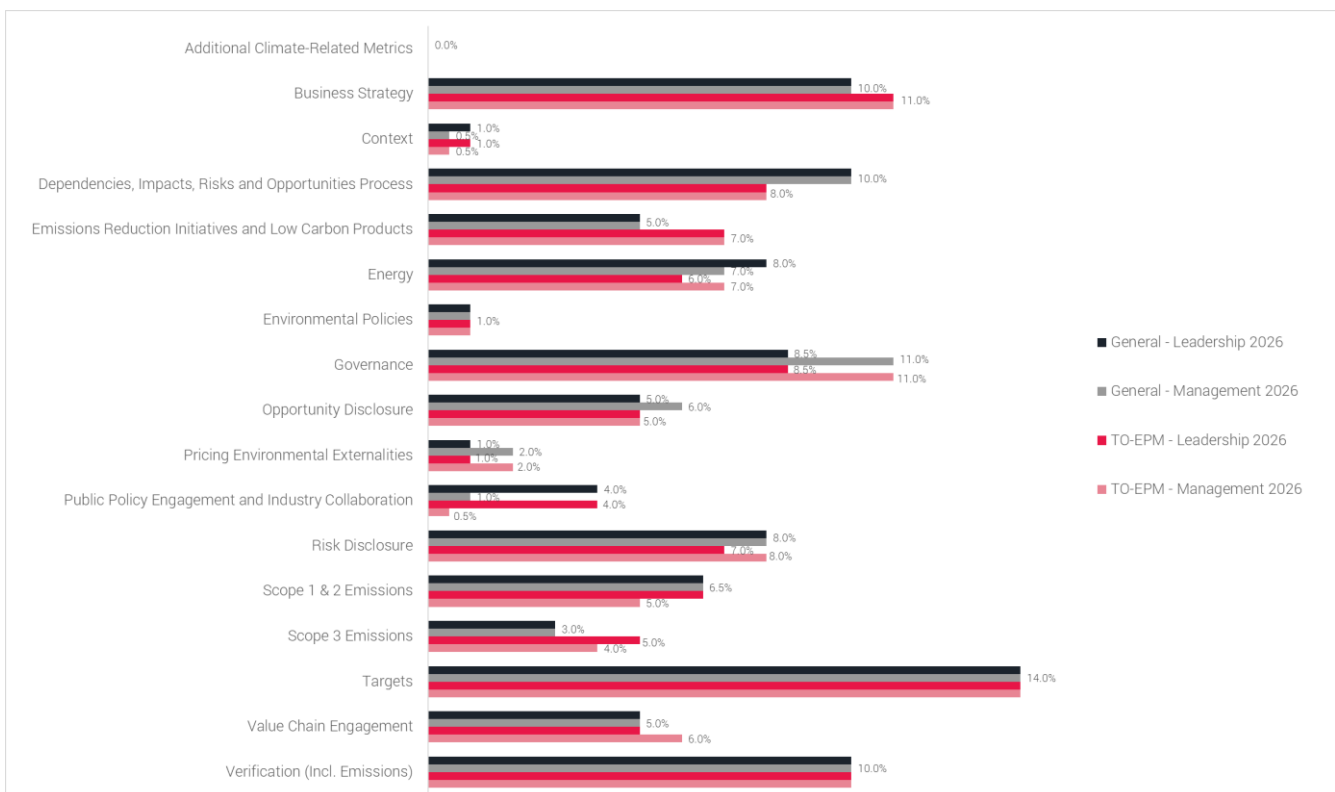


Figure 18 – The bar chart above shows the % weighting applied to each of the scoring categories at Management and Leadership levels for the 2026 full corporate scoring methodology for climate change – transport (OEMS-EPM), compared to the weightings applied to scoring categories for the general sector.

Scoring categories and weightings: Climate change – transport services

There are 17 categories in CDP’s full corporate scoring methodology for transport services. No changes were made to the climate change scoring category weightings between 2025 and 2026.

CDP’s transport services sector relates to the transport of either passengers or freight by one of four transport modes: Light Duty Vehicles (LDV), Heavy Duty Vehicles (HDV), Shipping, and Rail. The transport sector is a high emitting and high energy sector responsible for almost a quarter of global energy-related carbon dioxide emissions. This significant share showcases the sector’s impact on global emissions and underscores the need for tailored strategies to reduce emissions within this sector.

Activity based accounting of Scope 1 and 2, and Scope 3 emissions category 'upstream emissions from transportation' are particularly important for transport manufacturer organizations. Data assumptions and calculation methods used for Scope 3 figures should also be central to organizations in this sector. Organizations in this sector should engage with their value chain on climate-related emissions to combat emissions outside of their direct operations. To address the high emissions in this sector, organizations should have climate change and a low carbon transition plan integrated into their business strategy. To achieve emission reduction goals, environmental stewards in this sector will demonstrate emissions reduction initiatives and the production of, and investment in, low-carbon transportation technologies. Organizations in this sector are expected to provide additional climate-related metrics including efficiency, intensity (activity-based) and tracking.

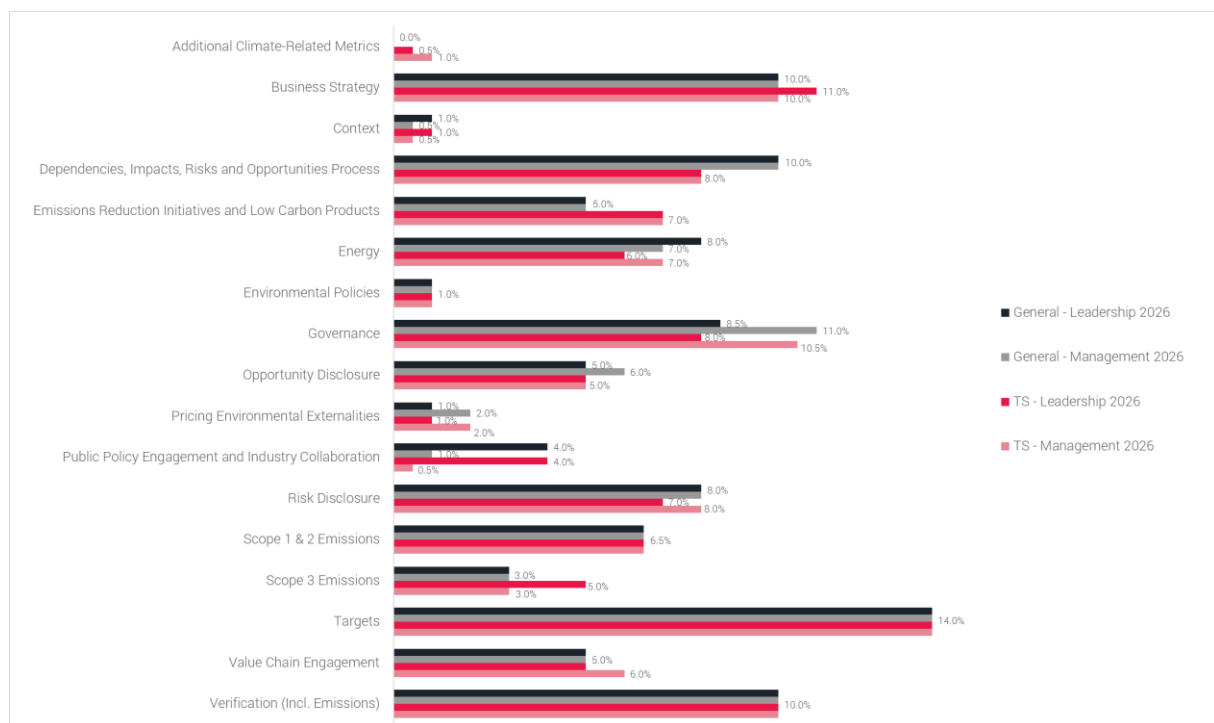


Figure 19 – The bar chart above shows the % weighting applied to each of the scoring categories at Management and Leadership levels for the 2026 full corporate scoring methodology for climate change – transport services (TS), compared to the weightings applied to scoring categories for the general sector.