

SME Series: Climate Change

Group Support Webinar

June 2026



Agenda

Who's the SME Questionnaire for ?

Full vs. SME Questionnaires : Key Differences

Questionnaire Overview

Collecting & Reporting Essential Data

SME Scoring Overview

Getting Started & Key Resources

Who is the SME Questionnaire for?



SME disclosure



Significant economic actors

SMEs account for up to **90% of all firms** and rely heavily on financing from banks. However, they are largely excluded from mainstream environmental reporting practices and regulation.



Major players in global value chains

With SMEs largely omitted from mainstream environmental reporting, many capital markets and purchasers **lack sufficient insight** into **the full extent** of risks, opportunities and impacts across portfolios and supply chains.



Future-proofed against future requirements

CDP introduced a dedicated questionnaire for SMEs in 2024. With fewer questions, a simplified format and enhanced guidance, CDP's SME questionnaire is well-matched to the resources of SMEs.

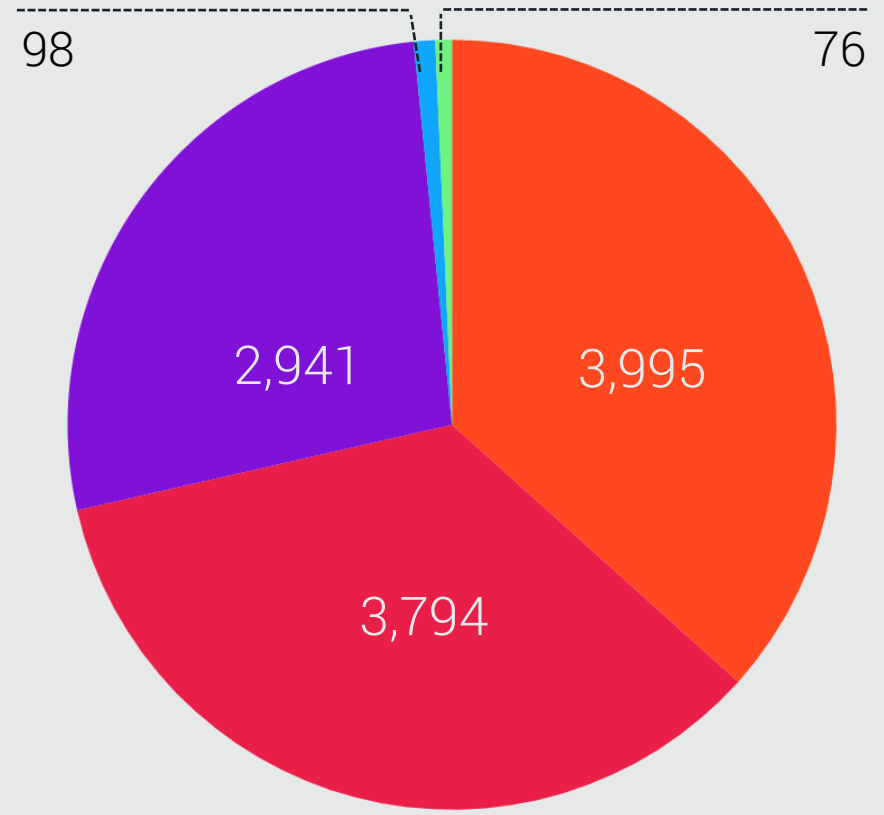




CDP's SME questionnaire supports smaller companies to disclose high-quality environmental data.

10,900+ companies disclosed through the dedicated SME questionnaire in 2025

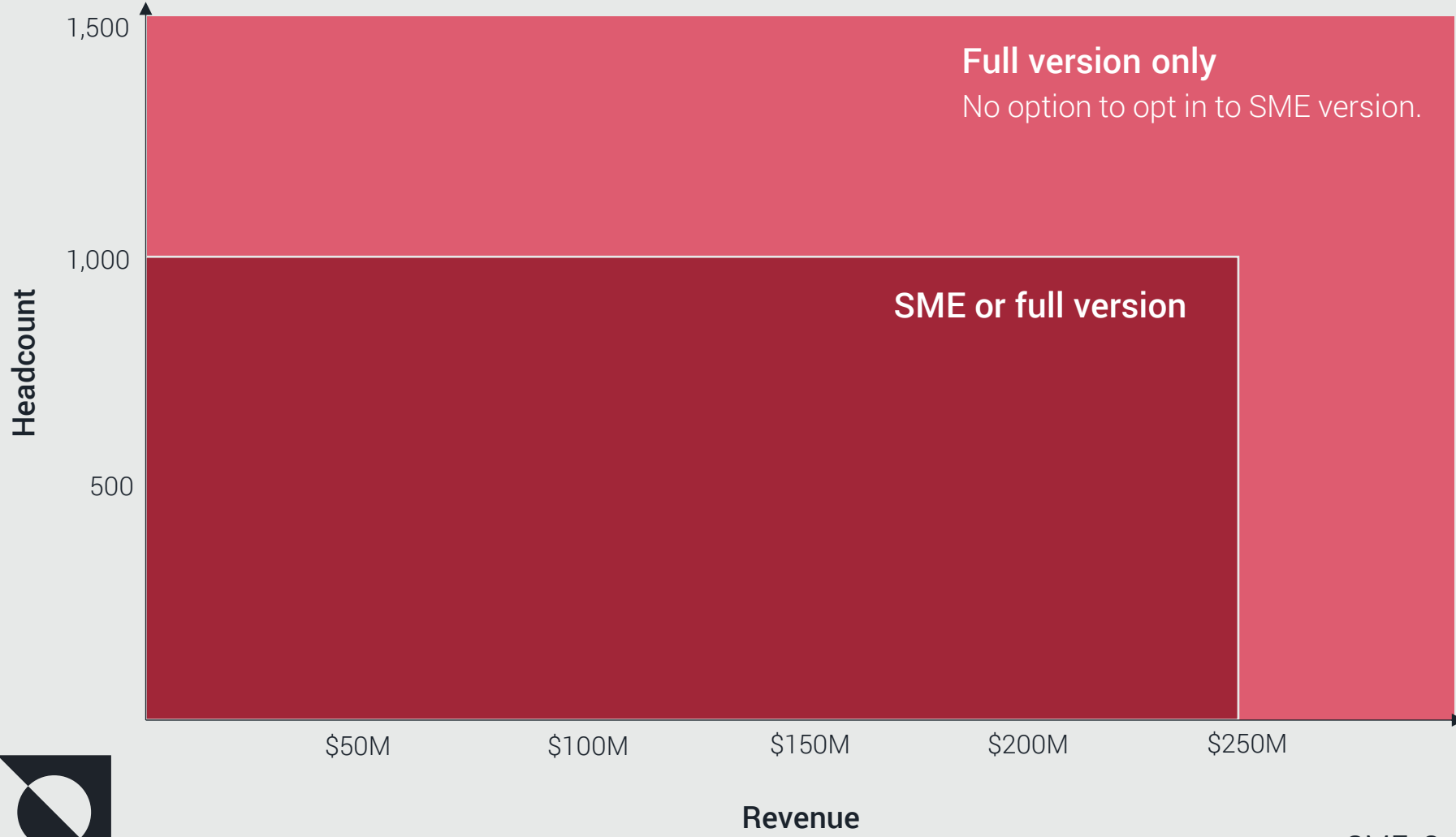
65% of SME survey respondents said the 2025 disclosure experience was better than 2024



SME questionnaire disclosure by region in 2025

Europe Asia Americas Oceania Africa

2026 SME criteria and options for disclosure



Questionnaire Eligibility:





- SME or Full Version: IF headcount < 1,000 AND revenue < US\$250 million
- Full (no option to opt to SME): IF headcount > 1,000 OR revenue > US\$250 million

Note: companies requested by RE100 will not be eligible for the SME questionnaire.



Environmental issue assignment

SME questionnaire

Environmental issue	Disclosers
 Climate change	All corporate disclosers, including SMEs.
 Forests	SME disclosers, if at least one of the following is met: 1. From a CDP requester i.e., capital markets request, supply chain request, banks request etc. This means that a requesting authority has asked you to submit data specifically on forests, water security, or both.
 Water security	2. Opt-in to forests/water security.
 Plastics, Ocean, Biodiversity	Not applicable to SMEs.



Questionnaire setup flow

About your organization	Annual revenue (in USD) in reporting year
	Total employees (staff headcount)
	Full or SME questionnaire eligibility
Activity classification	Business activities according to CDP-ACS
Assessment of environmental issues	Assessment and identification of dependencies, impacts, risks, and/or opportunities relating to forests, water, plastics and ocean
Intent to submit	Request to disclose on climate change
	Request to disclose on additional environmental issues
	Intent to submit
Additional information	Commodities disclosure
	Operation of mines and mining projects during the reporting period



Scope of SME questionnaire

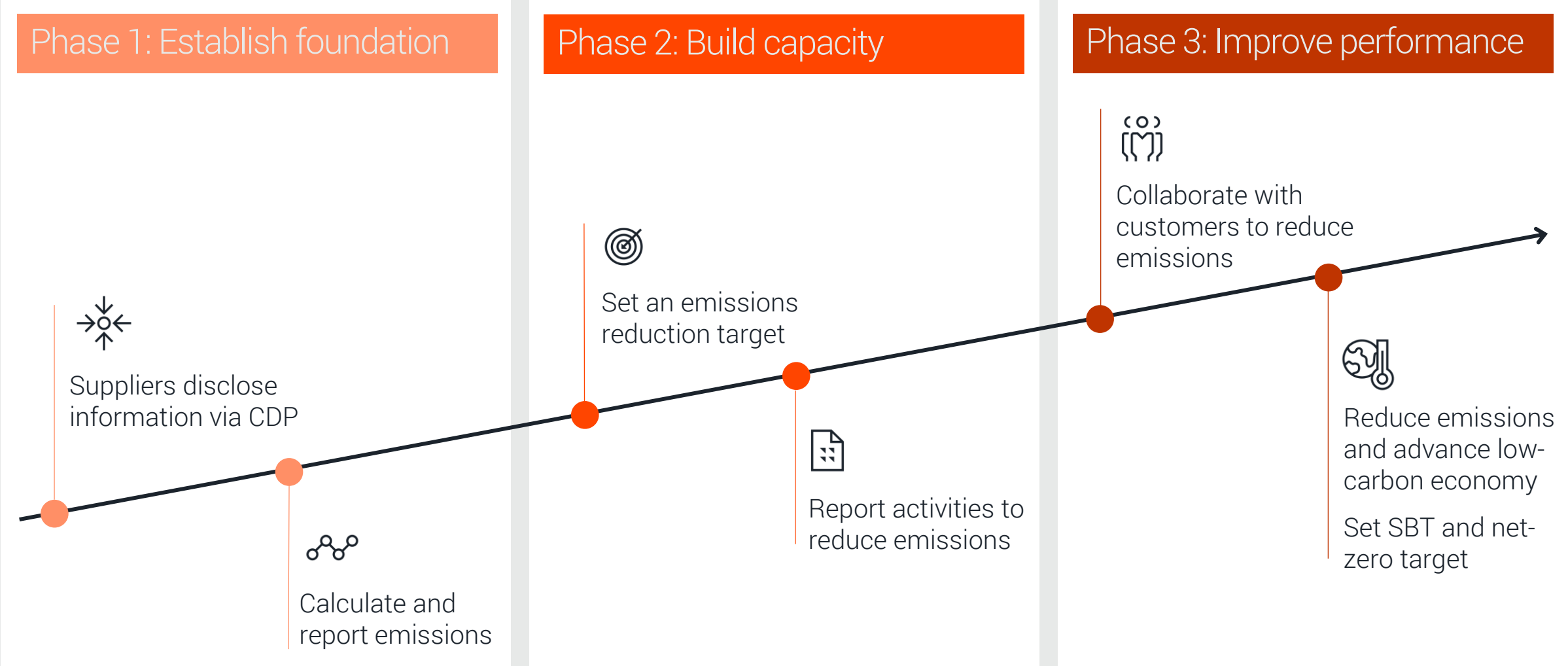
- Headcount, revenue, and ACS data.
- Tailored integrated datapoints, including risk and opportunities, governance, and strategy.
- Tailored environmental performance Climate change, **Forests**, and **Water security** modules.
- Supply chain requested content, spread throughout the questionnaire.
- SME D – **SME A** scoring for Climate change.



The 2026 SME questionnaire does not include:

- Sector-specific content or variation
- Plastics and biodiversity content
- Mandatory alignment with frameworks and standards

Example Roadmap for SME Disclosers

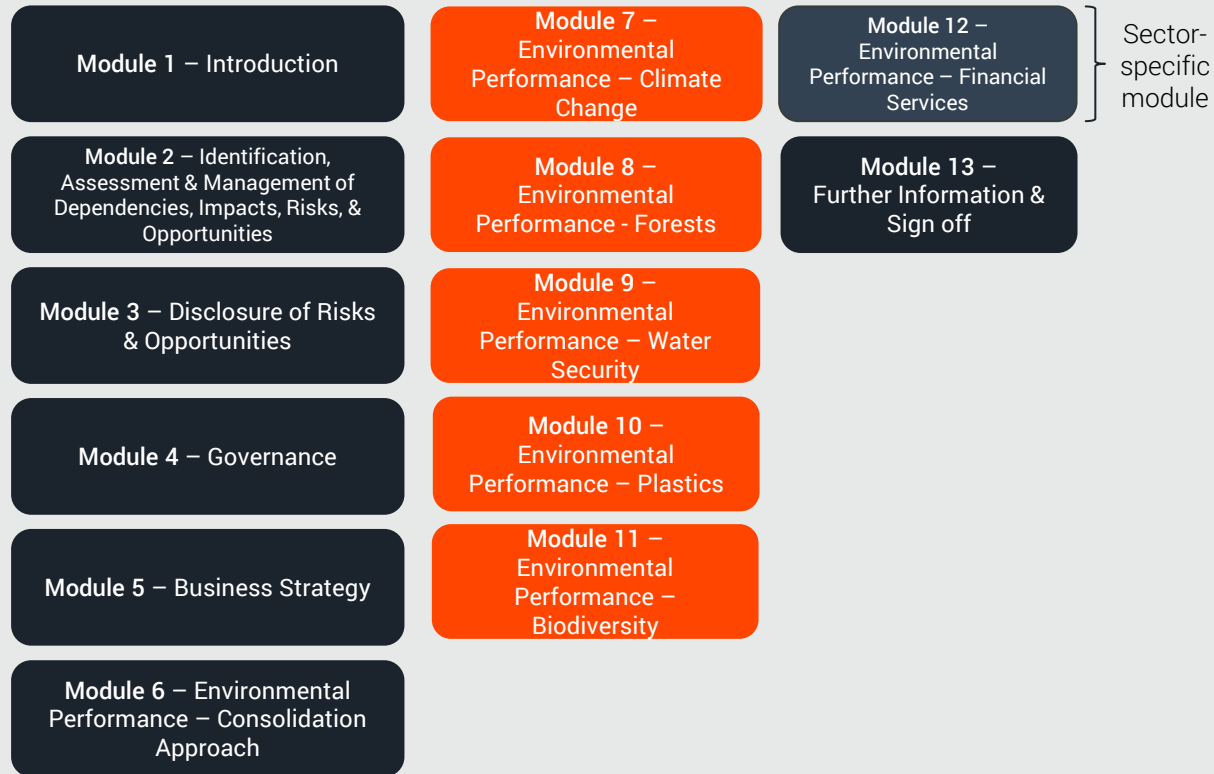


Questionnaire Differences: Full vs SME



Corporate Questionnaire: Full & SME

Full Corporate Questionnaire*



SME Questionnaire*



■ Integrated module

■ Module specific to one environmental issue



*Questionnaire structures may be subject to small changes in 2026

Comparable Insights Across Full & SME versions

Questions (datapoints) commonly prioritised by your Requester for 1st time disclosers

	SME questionnaire	Full corporate questionnaire
Scope 1, 2 & 3 emission	20.4, 20.5, 20.7	7.6 , 7.7, 7.8
Verification	20.8	7.9, 7.9.1, 7.9.2
Emission allocation	20.12	7.26, 7.45
Target	20.16, 20.16.1 or 20.16.2	7.53, 7.53.1/7.53.2
Emission reduction activities	20.17	7.55.2
Energy consumption	20.15.2	7.30, 7.30.1

Example of how a question is redesigned to better suit SMEs:

- **Full version (4.1)** - Does your organization have a board of directors or an equivalent governing body?
- **SME version (17.1)** - Is there responsibility for environmental issues within your organization?



Questionnaire Overview



What kind of information is required?

The 5W1H in reporting for your company



■ Integrated module ■ ■ ■ Module specific to one environmental issue

Collecting & Reporting Essential Data



Module 14: Introduction

The WHEN - Reporting Period
and General Information



Start & End Date of Accounting

Unanswered 14.4



State the end date of the year for which you are reporting data.

This question allows for the establishment of context to enable consistent year-to-year comparisons and assessments of an organization's environmental progress. It enhances transparency and accountability and aids data users in interpreting your responses in relation to the reported timeframe.



What **period** should I be accounting for?

The best practice for carbon accounting typically follows that of **the financial year, corresponding to your financial statements (e.g. FY2025).**

This is also true for setting the **reporting boundary** of your disclosure in the following question (Q.14.5).

Rationale: There are certain metrics such as intensity – that **requires input of financial data of the same period** to determine your emissions efficiency – e.g. emissions intensity.

This also follows best practice according to ISSB standards and the GHG protocol.



Module Preparation

- Introduction module lays the foundation of the questionnaire
 - What is reported should be applied across the entire response, including currency, reporting period and boundary.
- **Scoring language:** English, Chinese, Japanese, Portuguese and Spanish (**Note: If you select "Other, please specify", your response will not be scored**).
- Reporting year typically align with financial year
- Collaboration among sustainability team, procurement team and finance team is necessary to complete the questionnaire effectively.



Documents you may need:

- Financial Statement
- Brief introduction of your organization

Module 15 & 16:

The WHY - Identification,
Assessment, and Management
of Environmental Risks and
Opportunities



Why Risks and Opportunities?

Risks



\$6.1tn

in climate-related risks reported by disclosing companies.

SMEs are especially vulnerable to risks, which includes **environmental risks** born from environmental issues.

Having robust risk assessment and management builds **business resilience**. It is increasingly important to banks and lenders.

Opportunities



\$10.4tn

in climate opportunities identified by disclosing companies.

SMEs are small and flexible, capable to innovate towards providing **environmental solutions**.

Having robust opportunities identification and management will allow you to have a **competitive edge and capitalise on opportunities**.



Risks and Opportunities - Processes

- Module 14 – Introduction
- Module 15 – Identification, Assessment & Management of Risks & Opportunities**
- Module 16 – Disclosure of Risks & Opportunities
- Module 17 – Governance
- Module 18 – Business Strategy
- Modules 19-22 – Environmental Performance
- Module 23 – Further information & Sign off

Module 15: Identification, assessment and management of risks and opportunities

Process for identifying, assessing, and managing risks and opportunities

C F W

15.1 Does your organization have a process for identifying, assessing, and managing environmental risks and opportunities?

Key datapoints

- Frequency of assessment
- Please explain the process



Risk Disclosure

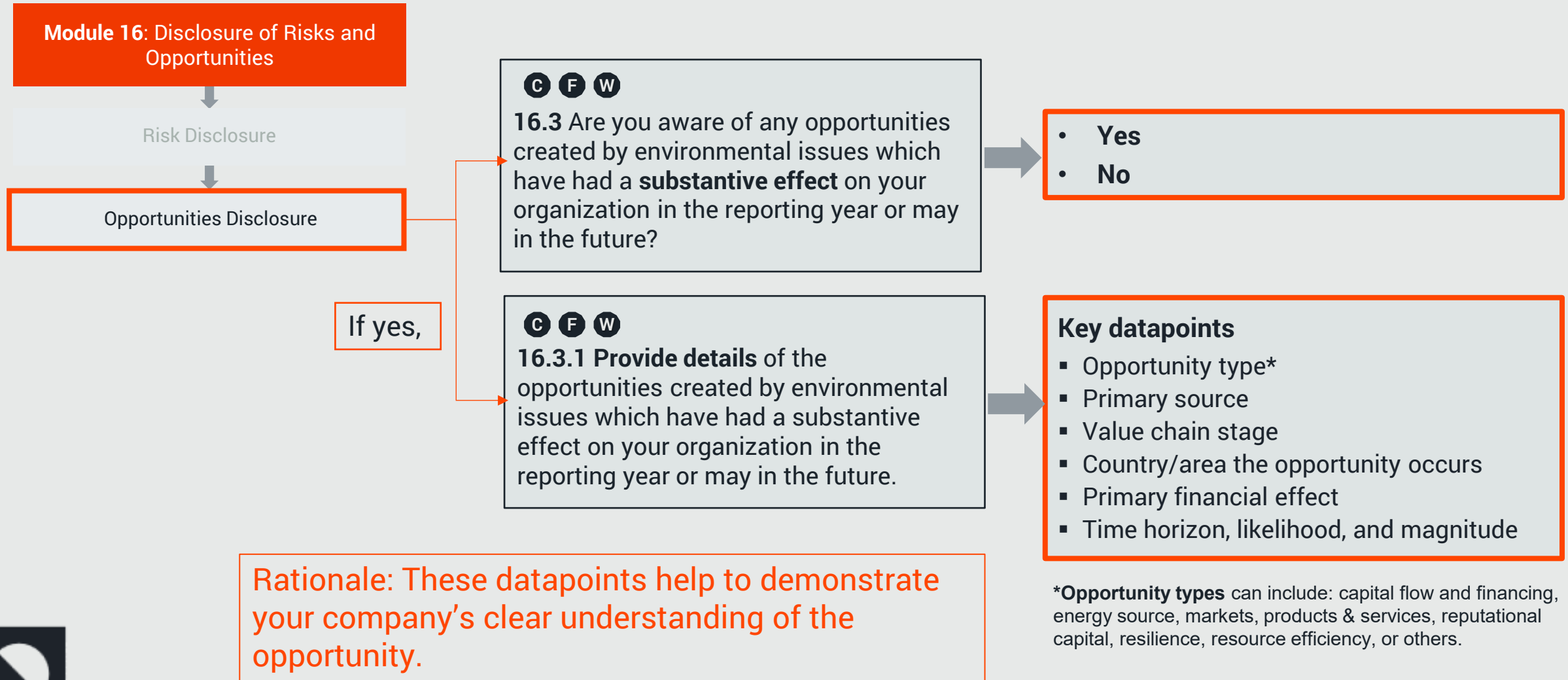


Rationale: These datapoints help to demonstrate your company's clear understanding of the risk. Best practice emphasizes a company's ability to **quantify the potential financial impact** of risks, as well as the **cost of responding to them.**

*Risk types can include: policy, liability (legal claims), technology, market, reputation, acute physical, and chronic physical risks.



Opportunities Disclosure



Module preparation

- Consult your risk manager regarding the definition and the process of identifying, assessing and managing risk and opportunity
- Even without a comprehensive risk assessment, provide details on:
 - Value chain covered
 - Risk/opportunity type
 - Time horizon
 - Likelihood and magnitude of impact
 - Risk response
- After providing the essential information, next step is to **quantify the risk impact**.
 - Details are not necessary, a rough estimate would be enough



Documents you may need:

- Risk register
- Organization risk management policy
- Business Continuity Plans (BCP) or scenario analysis documents
- Information on emerging regulation or compliance monitoring
- Understanding on latest industry trend and market outlook
- Marketing research and customer insights
- Peer benchmarking analysis
- Facility-level historical disruption records (e.g., extreme weather impacts)

Module 17: Governance

The WHO - Structures on
Environmental Issues



Governance



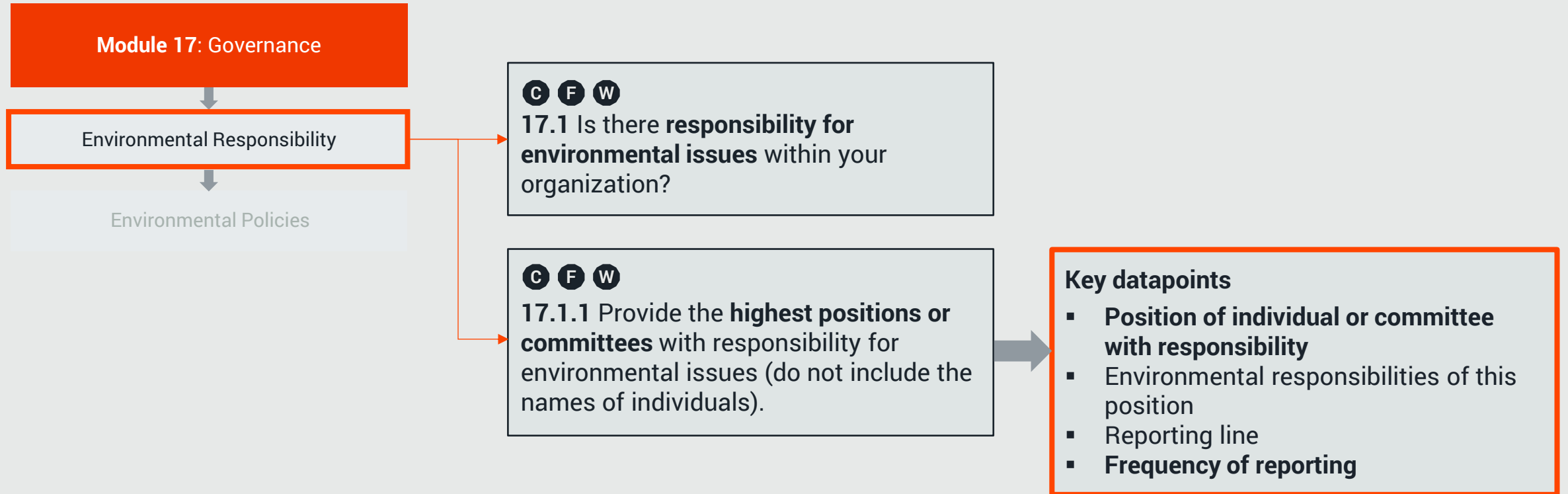
What is climate governance in my company?

- Governance refers to internal oversight and decision making on climate-related issues.
- The questions in this section help to capture governance structure and mechanisms in place
- Data on governance is important as it provides an indication of the importance of climate to the organization.

Rationale: This section is for data users to understand your high-level approach to climate issues at board and management level.



Environmental Responsibility



Rationale: These datapoints show that someone is monitoring and keeping an eye on climate-related issues in your company.

Best practice emphasizes a company's senior management has a direct **reporting line to the board** and reports **at least quarterly** on environmental issues.




Environmental Policy

What is the purpose of an environmental policy?

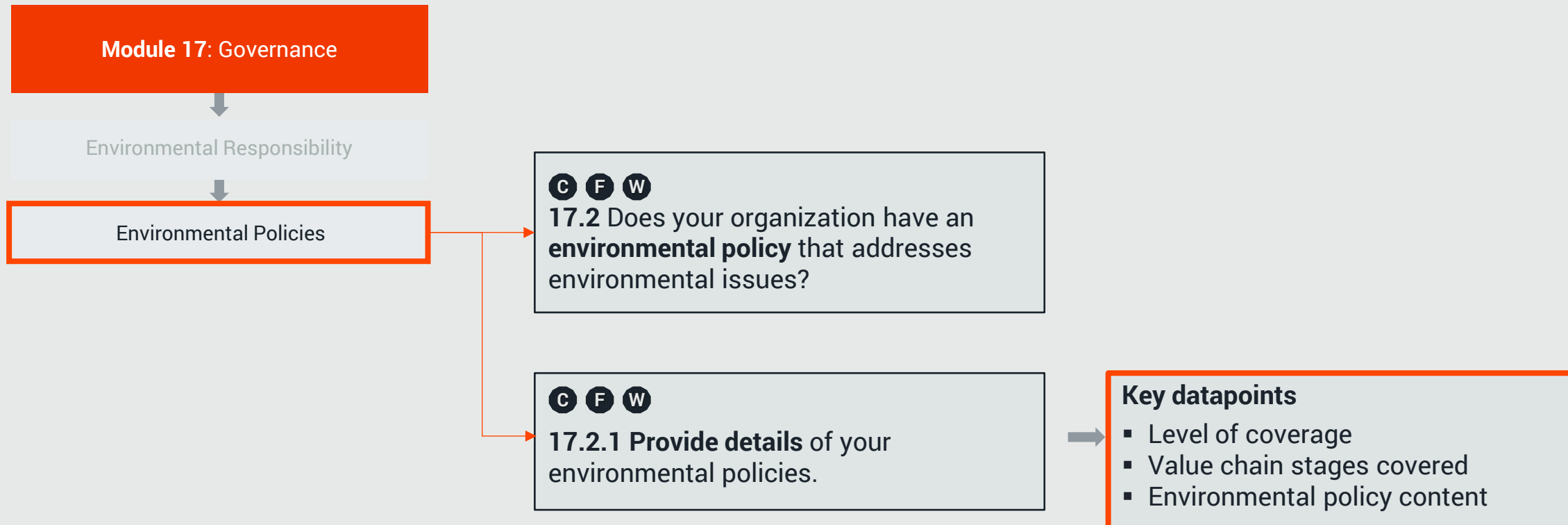
Environmental policies

- Foundational governance tools to drive action
- Ensures accountability
- Indication of organization's environmental responsibility

Rationale: Environmental policies are a way for organisations to showcase acknowledgement of risks and opportunities with environmental issues, and the company's intentions and directions for action. It should be publicly available.



Environmental Policies



Best practice is identified when a company has **publicly available** policies which address environmental **risks and opportunities** related to the organization and its **value chain.**



Module preparation

- Specify the most senior member in your organization who is responsible for overseeing environmental issues.
 - Sometimes it could be a working committee, doesn't necessarily have to be a single person
 - Indicate the reporting line and frequency
- Environmental policy is a statement that expresses and communicates the goals and plans related to an organization's environmental performance
 - It doesn't have to be complicated, but it should include your organization's environmental commitment and be reviewed by senior management.



Documents you may need:

- Organization chart (ESG, sustainability roles)
- Job descriptions with sustainability responsibilities
- Annual reports
- Organization environmental policies
- Compliance reports or audits



Module 18: Business Strategy

The HOW - Transition plans,
financial planning to show
your actions



Climate Change Strategy



Climate Transition Plans

A climate transition plan is a sum of all your company's efforts to align your business model to a 1.5 - 2.0 degree world.

It should include **all actions the company will take**; to serve as a **mechanism for accountability and transparency**.



Financial planning

For companies that have identified risks and opportunities with climate change, this knowledge **might influence your future financial planning**.



Value Chain Engagement

Value Chain Engagement and Action

Engaging with value chain stakeholders can be especially valuable **for sharing learnings, building expertise, enhancing risk management**, and taking action to address environmental impacts.

Examples include: education within your company; environmentally responsible sourcing with suppliers; educating customers of sustainable practices and products, etc.

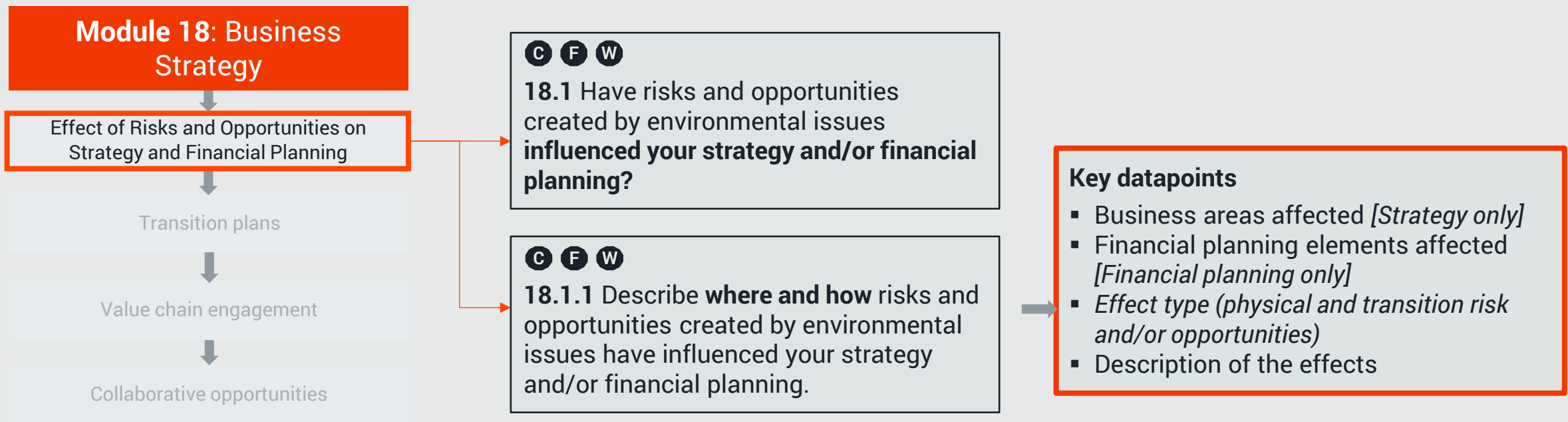
Rationale: Value Chain engagement data is crucial for users to understand how your company is dealing with Scope 3 emissions, and an opportunity to collaborate with your value chain on climate change.

What is my value chain?

Your value chain is the **entire chain of business**, from resource extraction to the end of consumption. Current **actions typically involve Tier 1 relationships** (direct contacts) but ambitions are moving beyond that.

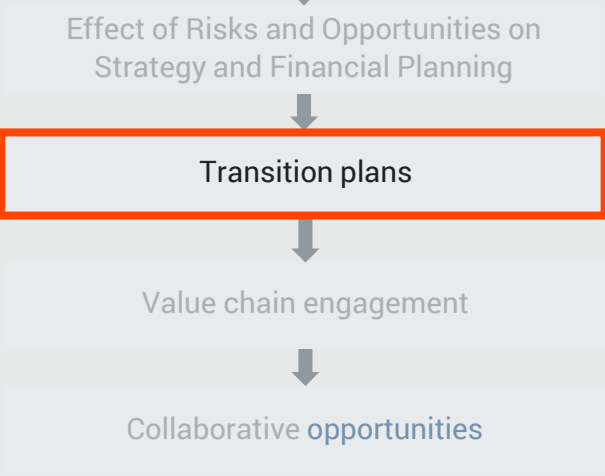


Strategy & Financial planning



Climate Transition Plans

Module 18: Business Strategy



C 18.2 Does your organization’s strategy include a climate transition plan?

- Key datapoints**
- Temperature alignment
 - Feedback mechanisms
 - Attach relevant documents (optional)

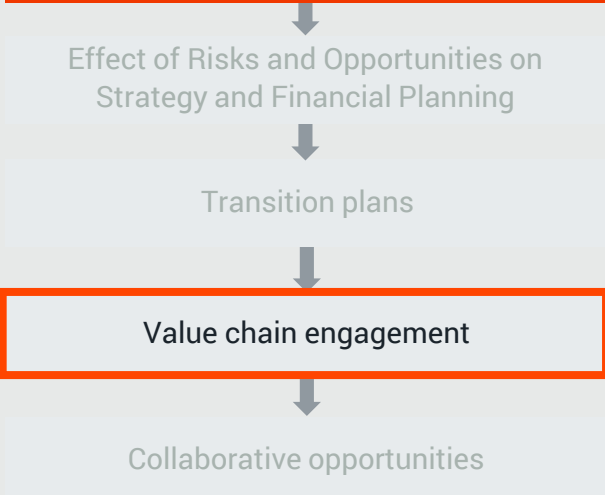
Rationale: These datapoints help you demonstrate some of the important features in a good transition plan.

Best practice is for companies to not only have a transition plan but for the transition plan to be **1.5°C-aligned** (or well-below 2°C) AND **publicly available**.



Value Chain Engagement

Module 18: Business Strategy



C F W
18.3 Do you engage with suppliers, customers, and other stakeholders within your value chain on environmental issues?

- Key datapoints**
- Engagement per value chain stakeholder
 - Type of engagement
 - Details of engagement

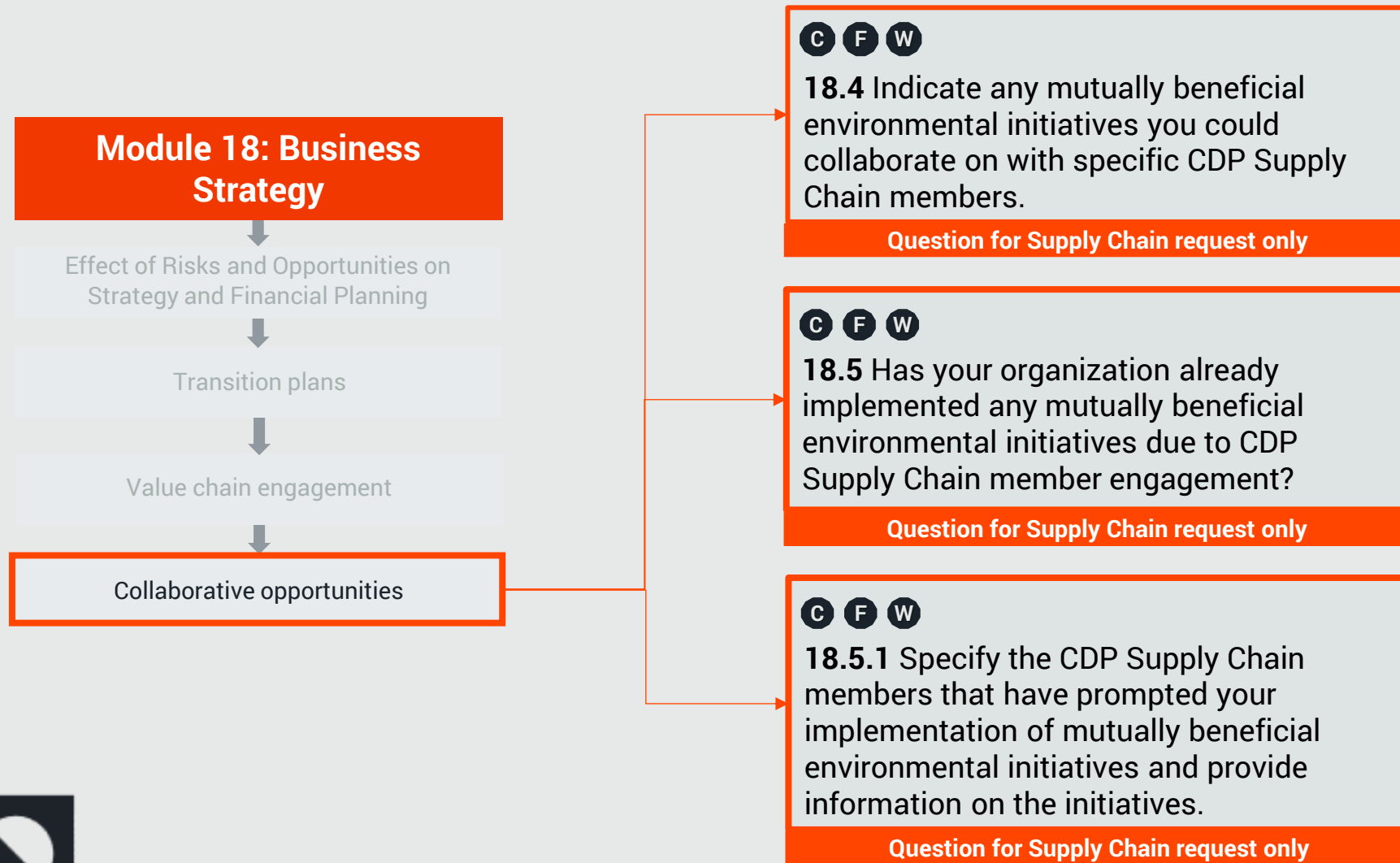
Rationale: These datapoints help to demonstrate your company's **maturity if you are engaging your value chain on environmental issues.**

Best practice is when a company has a value chain engagement strategy for environmental issues and undertakes value chain engagement to positively impact its **value chain stakeholders** and the environment. These can be suppliers, customers, investors and shareholders etc.



Collaborative Opportunities

*If you have received a supply chain request from your customers through CDP



These are key datapoints for supply chain requested companies, as they want to look for opportunities of collaboration.



Module preparation

- Emerging risks, such as new regulations could impact both organizational strategy and financial planning, so do environmental opportunities.
 - Consult management and indicate whether your strategy/ financial planning have been influenced by environmental issues
- A climate transition plan is a tool that helps organizations align their climate goals. This is accomplished by establishing specific strategies and clear accountability mechanisms to track progress. Indicate,
 - Temperature alignment
 - Whether it is publicly available
 - Feedback mechanism
- Collaborate with procurement team on value chain engagement



Documents you may need:

- Risk register
- Latest information on environmental related regulations and standards
- Climate transition plan
- Supplier code of conduct
- Sustainable procurement or sourcing policy
- Supply chain mapping documents
- Cost-benefit or ROI analysis
- Financial forecasts and budget plans



Module 19:

The WHAT - Metrics and
Targets Performance
indicators for Climate Change



Emissions data – Foundation of reporting

Carbon emissions

Measuring and reporting this data is the **key measure of your company's climate impact** – direct or indirect

This is calculated **using data from company consumption data**, such as e.g. company vehicles, manufacturing processes, etc.

Rationale: Carbon Emissions is the key metric of a company's impact, the foundation and basis of climate reporting. Should be accounted by business units (if > 1).



How should I decide my reporting boundary?

- Consolidation approach identifies which entities are included within the calculation of your environmental performance data and determines which information is relevant to carbon emission disclosure
- Consult legal or accounting advisor when determining your consolidation approach
- For leasing arrangements, please see the [GHG Protocol Appendix: Categorizing GHG Emissions from Leased Assets](#) and the lease accounting standard from your relevant generally accepted accounting principles (GAAP) to determine the appropriate scope for those emissions.

Approach	Definition	GHG Accounting
Equity share	Percent ownership	% owned
Financial control	Directs financial policies to gain economic benefits	If yes: 100% If no: 0% If joint: % owned
Operational control (Most SME select this option)	Authority to introduce and implement operating policies	If yes: 100% If no 0%

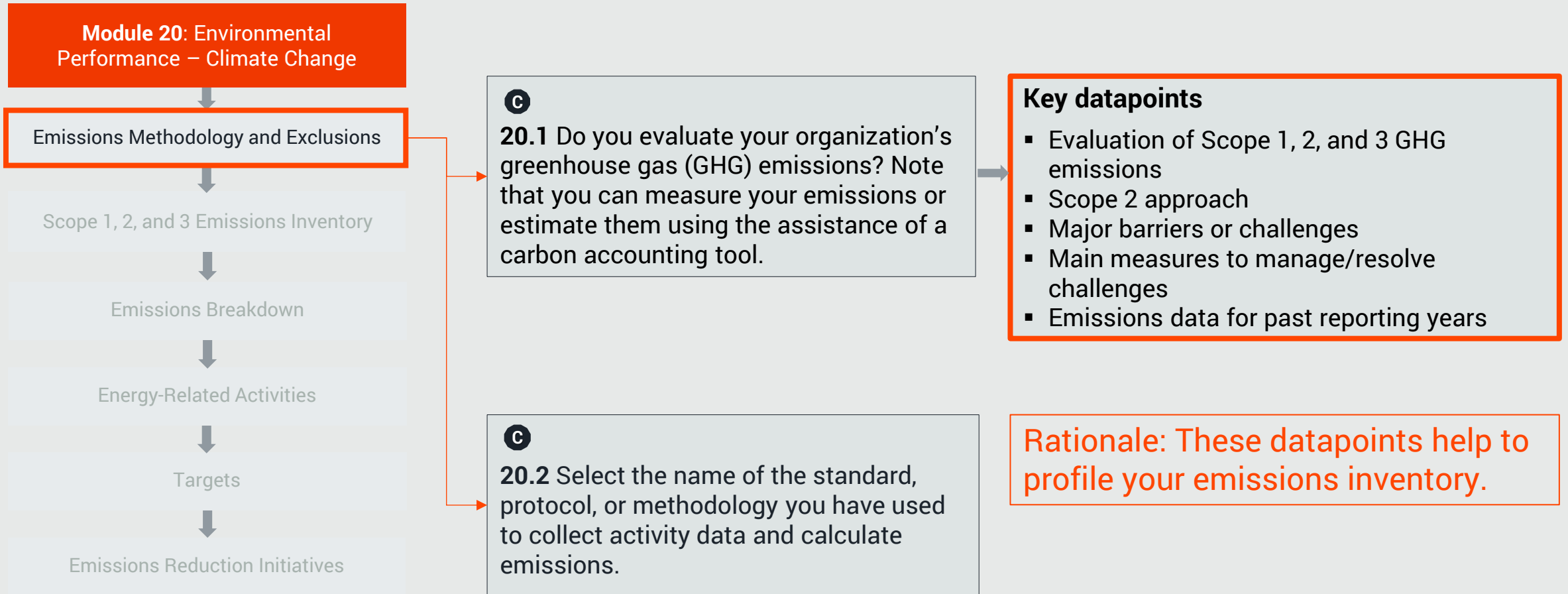


Module 20:

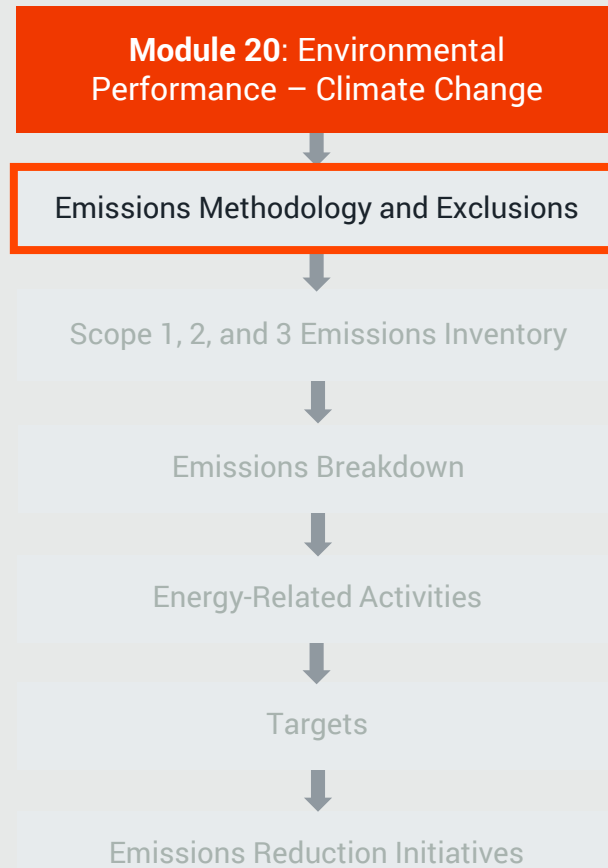
SME Environmental Performance - Climate Change



Emissions Inventory & Methodology



Emissions Methodology & Exclusions



C
20.3 Are there any sources (e.g. facilities, specific GHGs, activities, geographies, etc.) of Scope 1, Scope 2 or Scope 3 emissions which are attributed to the entities you are including in your CDP response which are not included in your disclosure?

C
20.3.1 Provide details of the sources of Scope 1, Scope 2 or Scope 3 emissions which are attributed to the entities you are including in your CDP response which are not included in your disclosure.

Key datapoints

- Source of excluded emissions
- Scope(s) or Scope 3 categories
- Relevance of emissions from this source

Rationale: These datapoints help you to explain why certain emission sources are excluded. Best practices where the organization reports on all exclusions from the reporting boundary and does not have any significant exclusions from their disclosure.



Business Carbon Calculator on SME Climate Hub




[Click here to check out the calculator](#)

- Free to use
- Easy to navigate with step-by-step data input
- Able to calculate Scope 1, 2 and 3
- Every calculator **should specify its calculation methodology**

Save & exit Guidance 1 / 2

Emissions estimates are all about the data

Here's what you'll need to gather:

-  Number of employees, size of facilities and annual revenue
-  Heating & electricity costs and information about company-owned vehicles
-  Company expenses in areas like business travel, transport / freight, capital goods, and more

SME Climate Hub

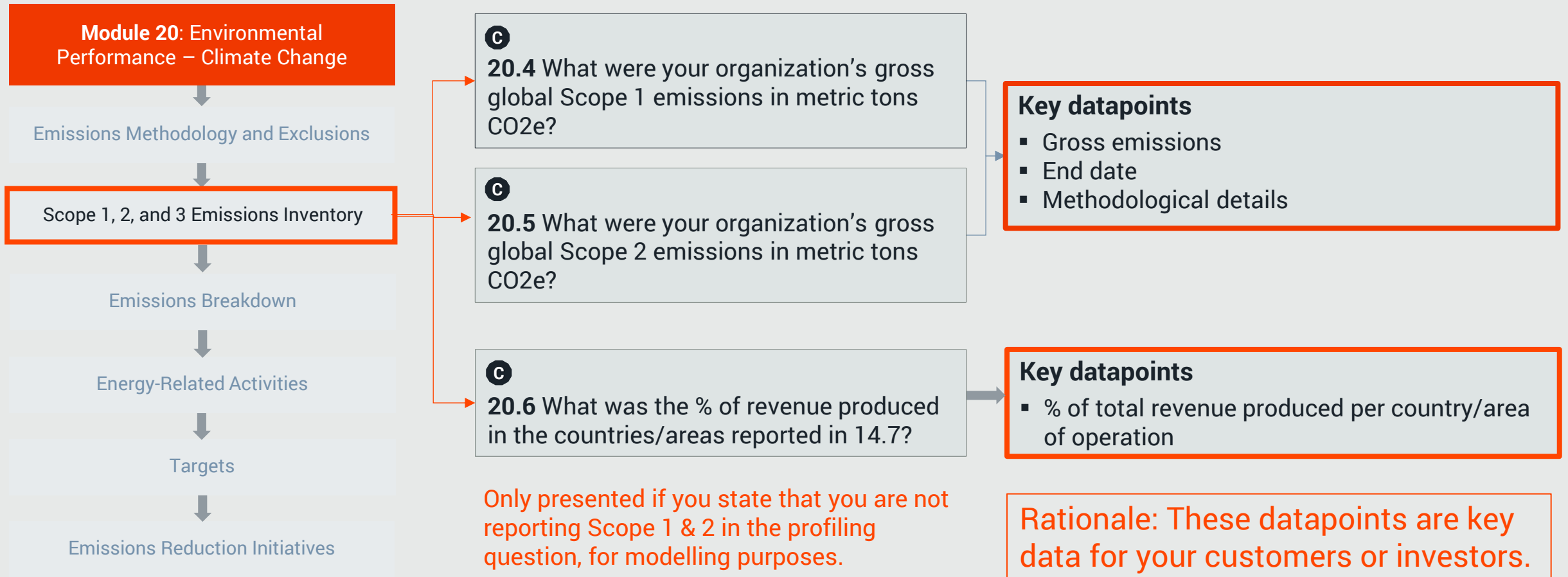


Module preparation

- To start evaluating your emission, you may explore the SME Climate Hub for tools and resources. Many resources are available there, including a Business Carbon Calculator (only support scope 1, scope 2 & upstream scope 3 emissions)
 - Methodology used could be found [here](#)
- Scop 2 reporting approach
 - **Location-based** method considers the average emission factors for the electricity grids that provide electricity to the reporting organization (using mostly grid-average emission factor data).
 - **Market-based** method shows emissions that the company is responsible for through its purchasing decisions. It considers contractual arrangements under which the reporting organization procures power from specific suppliers or sources, such as renewable energy.
 - Option “We are reporting a Scope 2 figure but do not know which approach was used” is available



Emissions Inventory



Module preparation: Emission Calculation

- For first-timer, you may use Business Carbon Calculator as a starting point.
 - Emission factors are extracted from government databases, academic studies, company reports, and regulatory disclosures
 - But user has no visibility on the actual number used
- To create an accurate emission inventory, it's important to create your own one
 - **Step 1:** Set organization boundaries
 - **Step 2:** Identify emission sources
 - **Step 3:** Collect activity data
 - **Step 4:** Collect emission factor
 - **Step 5:** Calculate emission



Documents you may need:

- Activity data, for example:
 - Electricity bills
 - Company vehicle fuel consumption record
 - Employee travel record
- Emission factor
- GHG Protocol
<https://ghgprotocol.org/calculation-tools>
- IPCC Emission Factor Database (EFDB)
<https://www.ipcc-nggip.iges.or.jp/EFDB/main.php>

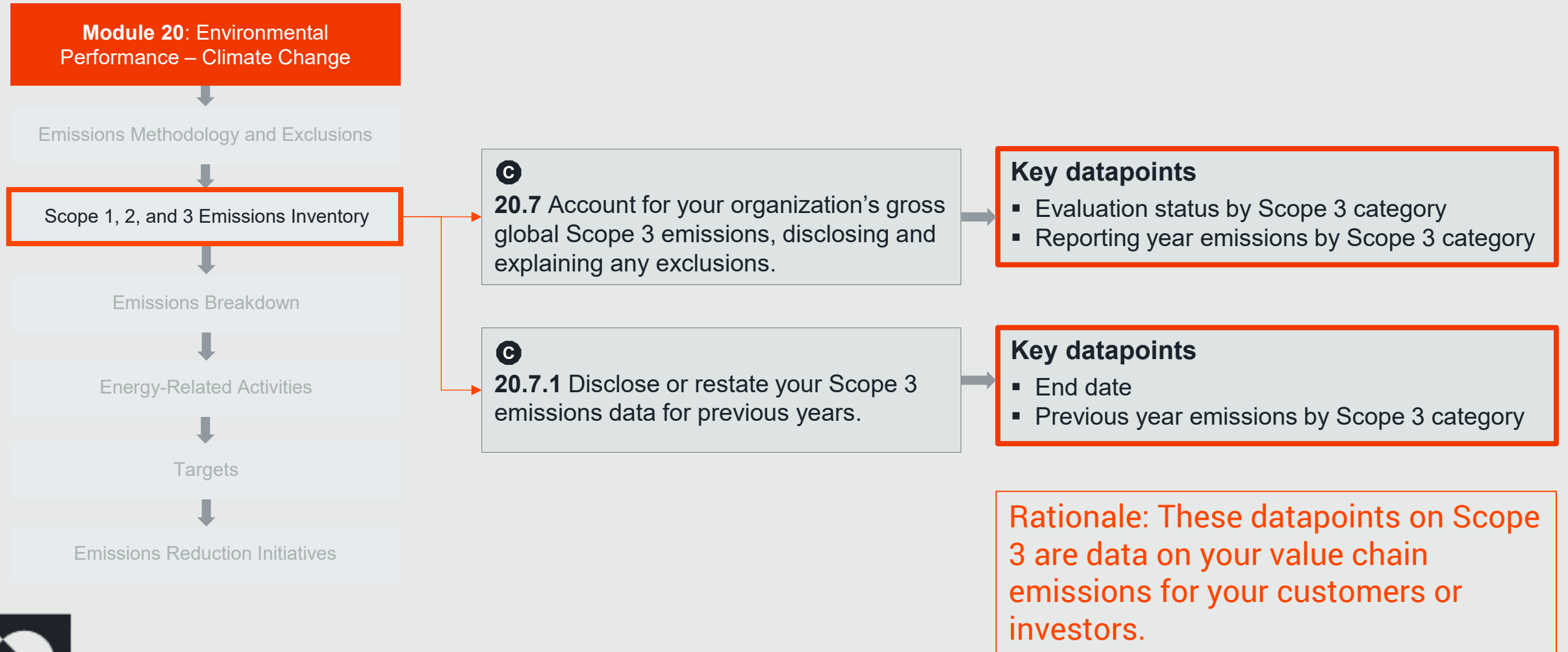
Module preparation: What is CO₂e? (GWP)



- **Global Warming Potential (GWP)**
 - The relative warming impacts of a particular greenhouse gas
 - Used to calculate carbon dioxide equivalent (CO₂e)
 - IPCC Fifth Assessment Report, 2014 - https://www.ghgprotocol.org/sites/default/files/ghgp/Global-Warming-Potential-Values%20%28Feb%2016%202016%29_1.pdf
 - IPCC Sixth Assessment Report Global Warming Potentials (small update) - <https://erce.energy/erceipccsixthassessment/>

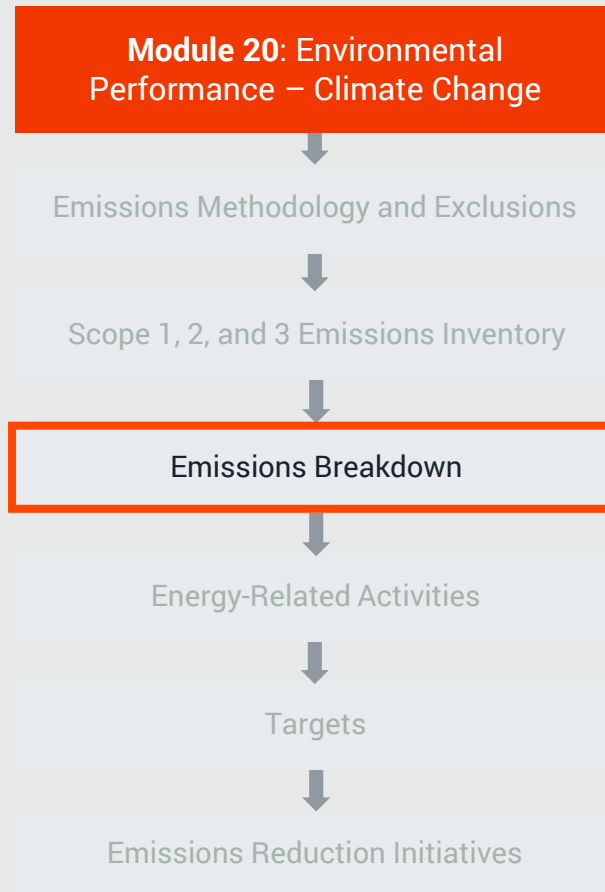


Emissions Inventory



Emissions Breakdown

*If you have received a supply chain request from your customers through CDP



C
20.12 Allocate your emissions to your customers listed below according to the goods or services you have sold them in this reporting period.

Question for Supply Chain request only

C
20.13 What are the challenges in allocating emissions to different customers, and what would help you to overcome these challenges?

Question for Supply Chain request only

C
20.14 Do you plan to develop your capabilities to allocate emissions to your customers in the future?

Question for Supply Chain request only

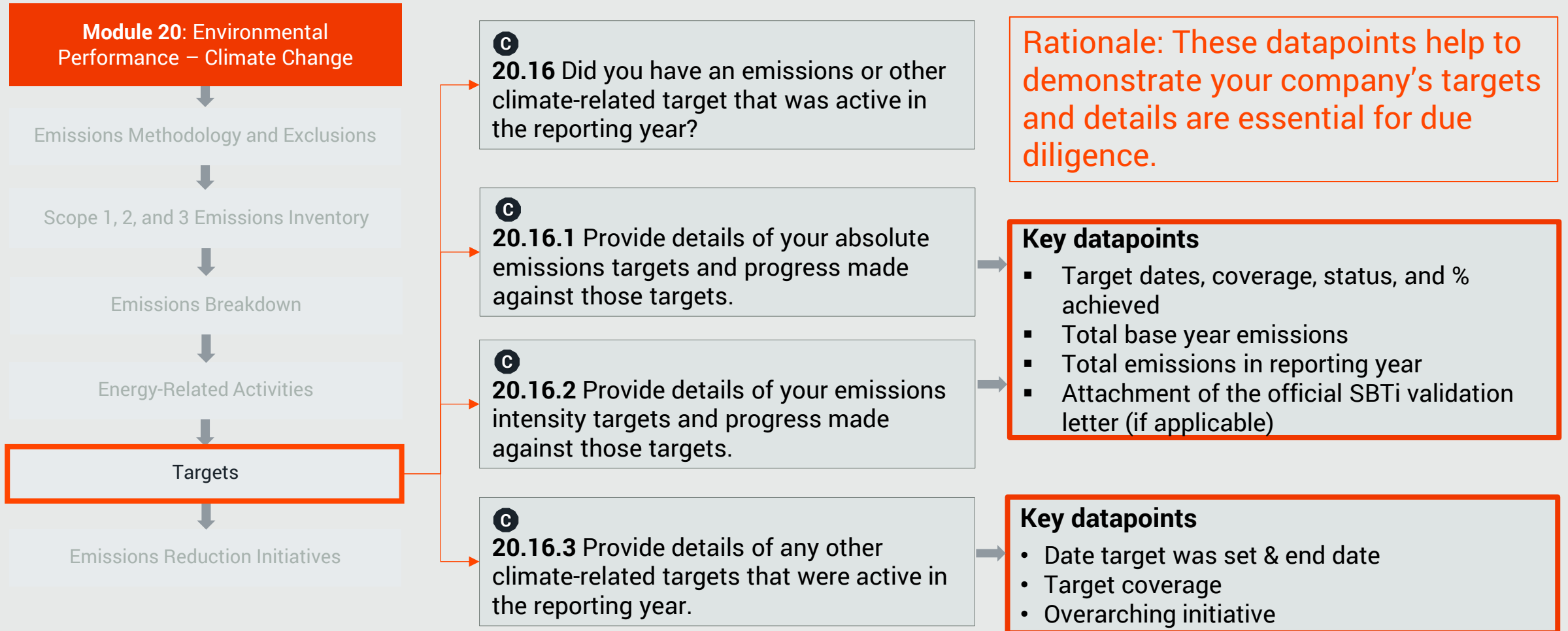
Rationale: For Supply Chain requested companies, these are key datapoints that they will need from you.



Energy-related Activities



Climate-related targets



SME Public Responder Example (20.16.1)

Provide details of your absolute emissions targets and progress made against those targets.

Target reference number	Date target was set	Target coverage	Scopes covered by target	Scope 3 categories	End date of base year	Total base year emissions covered by target in all selected Scopes (metric tons CO2e)	End date of target
Row 1 Abs1	2023-12-30	Organization-wide Business division Business activity Site/facility Country/area/region Product-level Other, please specify	Scope 1 (direct emissions from owned or controlled activities) Scope 2 (indirect emissions from purchased electricity, heat, steam or cooling) Scope 3 (indirect emissions in upstream/downstream value chain)	Scope 3, Category 9 - Downstream transportation and distribution Scope 3, Category 4 - Upstream transportation and distribution	2022-12-30	418122.3	2030-12-30
Targeted reduction from base year (%)	Total emissions at end date of target covered by target in all selected Scopes (metric tons CO2e)	Total emissions in reporting year covered by target in all selected scopes (metric tons CO2e)	% of target achieved relative to base year	Target status in reporting year	Is this a science-based target?	Science Based Targets initiative official validation letter	Explain target coverage and identify any exclusions
18	342860.286	412251.1	7.80	New Underway Achieved Achieved and maintained Expired Revised Replaced Retired	Yes, and this target has been approved by the Science Based Targets initiative Yes, we consider this a science-based target, and the target is currently being reviewed by the Science Based Targets initiative Yes, we consider this a science-based target, and we have committed to seek validation of this target by the Science Based Targets initiative in the next two years Yes, we consider this a science-based target, but we have not committed to seek validation of this target by the Science Based Targets initiative within the next two years No, but we are reporting another target that is science-based No, but we anticipate setting one in the next two years	Uploaded file	The absolute target set by the company includes all factories located in China, without any exclusions. The objectives of Scope 3 include upstream transport and distribution, downstream transport and distribution (not included in Scope 1 or 2)

Module preparation

- Targets that are based on a future “business as usual” year are not equivalent to emissions reduction targets
 - It must achieve emissions reductions through comparison to a set base year in the past
- It can be either an absolute target or an intensity target. A target should include:
 - Base year, start year, target year
 - Scopes covered by target
 - Base year emission covered by target
 - Targeted reduction from base year
 - Current progress

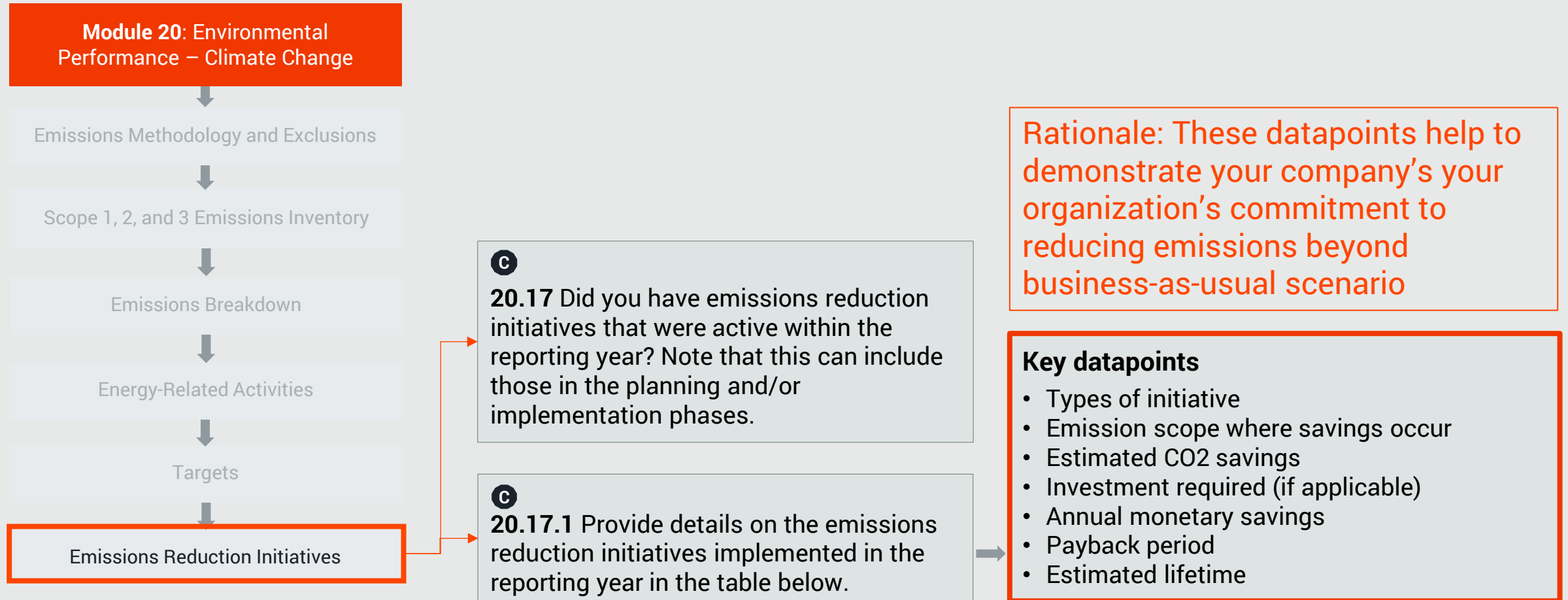


Documents you may need:

- Revenue data (Intensity target)
- Base year emission inventory
- Emission projection
- Emission reduction plan
- Science-based target setting for SMEs



Emission Reduction Initiatives



Questions Prioritized for All Disclosers

Action Item	Question (SME)	Question (Full)	Why do we want you to answer this question?
1. Report your Scope 1, 2 & 3 emissions, preferably verified	20.4, 20.5, 20.7 – S1-3 20.8 - Verification	7.6, 7.7, 7.8 – S1-3 7.9 – Verification	Reporting emissions is best practice and a pre-requisite to understanding and reducing negative environmental impacts. Verification ensures data quality.
2. Report on the trajectory of your Scope 1 and 2 emissions	20.9	7.10	Reporting the trajectory of your emissions is a supportive indicator for assessing your progress and benchmarking performance overtime.
3. Report your emissions intensity or allocate your emissions to your Customer	20.12	7.45, 7.26	By reporting your emissions intensity per unit of revenue or by allocating emissions relevant to your business with us, we can model our supply chain (scope 3) emissions.
4. Share how your organization is engaging your value chain stakeholders, including suppliers	18.3	5.11, 5.11.2, 5.11.5	Understanding your engagement supports us in assessing your risk management practices and strategy in addressing your own scope 3 emissions.



Questions Prioritized for All Disclosers

Action Item	Question (SME)	Question (Full)	Why do we want you to answer this question?
5. Set an emission reduction target	20.16	7.53.1, 7.53.2	Setting a structured target demonstrates your commitment and level of ambition to reduce emissions. For additional resources on target setting, please refer to the <u>Science Based Targets Initiative</u> .
5. Share any other climate-related targets you've set	20.16.3	7.54	Sharing details on other climate-related targets, beyond emissions, indicates the comprehensiveness of your environmental management.
6. Report emission reduction activities	20.17	7.55.2	We are particularly interested in supply chain emissions reduction. This question shows the actions you are taking and any resulting cost-saving benefits, and if no initiatives are in place, companies must also explain this.
7. Report on renewable energy use	20.15.2	7.30, 7.30.1	Reporting on your renewable energy use helps us to track reductions in our suppliers' emissions.
8. Suggest ways in which we can collaborate	18.4	5.12	You can suggest ways we can work together to reduce either our and/or your emissions. This collaboration could result in mutually beneficial changes.



Tips for Reporting

- Avoid blank cells, errors, and inconsistencies (providing 0 and no is better than no data at all)
- Go through the questionnaire with the scoring methodology and **reporting guidance** to ensure you meet all possible criteria for each question
- Use the **book icon** within the questionnaire to open guidance for each question
- For **qualitative responses**, provide clear explanations, rationales, company specific responses
- Identify and **designate teammates** for stakeholder outreach and questionnaire response



Provide details of the environmental risks identified which have had a substantive effect on your organization in the reporting year, or are anticipated to have a substantive effect on your organization in the future.

Poor response – 0 points	Average response – 0 points	Good response – 1 point
Rising mean temperatures have the potential to negatively affect our operations.	Due to a rise in mean temperatures, there is a risk that the energy consumption needed for air conditioning and refrigeration will increase, leading to an increase in costs. There is a particular risk of energy consumption increasing at our shops, offices, and distribution centers.	60% of our plants are located in central America, an area that has been identified as likely being subject to large increases in mean temperatures. Such increases in temperature may lead to an increase in the energy consumption required for air conditioning and refrigeration to remain effective. This will lead to increased operational costs across our business.

SME Scoring Overview



About CDP scores for SME

To incentivize complete reporting and consistent progress across all areas of the questionnaire, **minimum requirements must be met at one scoring level.**

Failure to reach these thresholds caps the organization's final score at the previous level.

For 2026, the SME questionnaire will **ONLY be scored for climate change;** forests and water are not scored.



Key factors to consider

Discloser Attributes

- Full or SME?
- Submit before Scoring deadline (mid-September)
 - 'Did not disclose': have not provided sufficient information with which to be evaluated by CDP.
 - 'Not Scored': responded to CDP after the scoring deadline has passed, or ineligible to be scored.

Scoring Thresholds

- Thresholds of earned points at each level

Scoring & Weightings

- Scoring methodology for each question & level
- Category mapping & weightings



Note: Please be aware that you can submit in CDP-supported languages: English, Japanese, Mandarin, Latin American Spanish, Brazilian Portuguese (even if Spanish from Spain or Portuguese from Portugal). Please select this in [question 14.1](#).
If you select "Other, please specify", your response will not be scored.

What is CDP's Best Practice?

16.3.1 – SME Scoring criteria - Climate change

SME Disclosure scoring criteria

ROUTE A)

For rows where 'Climate change' is selected in column 'Environmental issue the risk relates to':

Points will be awarded per completed cell in proportion to the number of rows disclosed. Partially completed rows will not receive full points.

A maximum of 5/5 points is available for this route.

OR

NOT APPLICABLE ROUTE)

'Climate change' NOT selected in column 'Environmental issue the risk relates to' in any row – 0/0 points

A maximum of 0/0 points is available for this route.

SME Awareness scoring criteria

ROUTE A)

For rows where 'Climate change' is selected in column 'Environmental issue the opportunity relates to':

Points will be awarded per completed row in proportion to the number of rows disclosed as follows:

Any option excluding 'Unknown' selected in either column 'Likelihood of the opportunity having an effect within the anticipated time horizon' OR 'Magnitude'.

A maximum of 5/5 points is available for this route.

OR

NOT APPLICABLE ROUTE)

'Climate change' NOT selected in column 'Environmental issue the risk relates to' in any row – 0/0 points

A maximum of 0/0 points is available for this route.

SME Management scoring criteria

ROUTE A)

Full SME Awareness points awarded - 1 point

A maximum of 1/1 point is available for this route.

OR

NOT APPLICABLE ROUTE)

'Climate change' NOT selected in column 'Environmental issue the risk relates to' in any row – 0/0 points

A maximum of 0/0 points is available for this route.

SME Leadership scoring criteria

Not scored.

You can better understand global best practice through CDP's Scoring Methodology

- Scored at four levels: SME Disclosure, SME Awareness, SME Management & SME Leadership
- Conditions to fulfill, sometimes involving multiple routes or cross-checks
- Point allocation: numerator & denominator

Scoring - Point Allocation

16.3.1 – SME point allocations – Climate change

SME Disclosure numerator	SME Disclosure denominator	SME Awareness numerator	SME Awareness denominator	SME Management numerator	SME Management denominator	SME Leadership numerator	SME Leadership denominator
5	5	5	5	1	1	0	0



Category Mapping & Weightings

SME category mapping

The 13 climate change scoring categories for the 2026 SME scoring methodology are: Business Strategy; Context; Emissions Reduction Initiatives; Energy; Environmental Policies; Governance; Opportunity Disclosure; Risks and Opportunities process; Risk Disclosure; Scope 1, 2 & 3 Emissions; Targets; Value Chain Engagement; and Verification (Incl. Emissions).

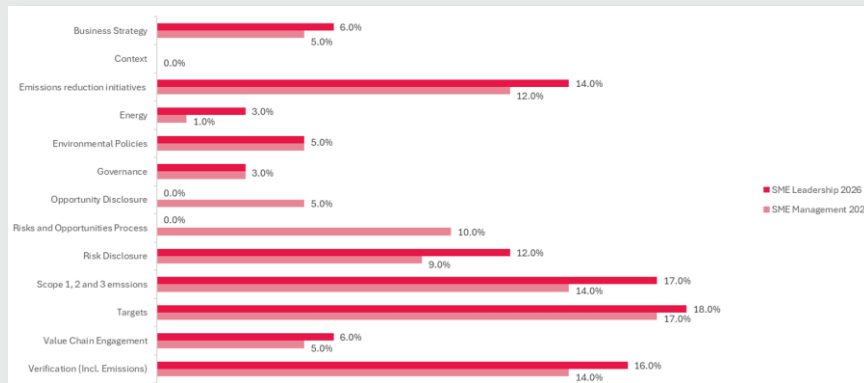
Module	Scoring Category	Question Number	SME Disclosure	SME Awareness	SME Management	SME Leadership
Introduction	Not scored	14.1	X	X	X	X
		14.2	X	X	X	X
		14.3	X	X	X	X
	Context	14.4	✓	✓	X	X
	Not scored	14.4.1	X	X	X	X
		Context	14.5	✓	✓	X
	Not scored	14.6	X	X	X	X
		14.7	X	X	X	X



Scoring categories are groupings of questions by topic.



13 categories in CDP's SME scoring methodology for climate change.



Weightings are applied to scoring categories at the **SME Management** and **SME Leadership** levels **ONLY**.



Weightings reflect the **relative importance** of each category within the boundaries of the CDP SME corporate questionnaire and available scoring criteria.



Spotlight: SME Leadership

Module 16 – SME Disclosure of Risks & Opportunities

Key modules at Leadership level

- **Risk Disclosure** – Decision-useful disclosure at leadership level.

Module 17 – SME Governance

- **Governance** – Board/senior oversight of climate issues.

- **Environmental Policies** – Public indication of organization’s environmental responsibility and accountability.

Module 18 – SME Business Strategy

- **Business Strategy** – Climate embedded in overall strategy.

- **Value Chain Engagement** –

SME Leadership questions

16.1.1: Leadership-level risks & opportunities disclosure
Encourage **quantified evaluation** of risks created by environmental issues.

17.1.1: Board/senior oversight of climate issues
Encourage at least **annual reporting** on environmental issues to an **executive level** position or committee.

17.2.1: Leadership-approved climate policies
Encourage SMEs to have environmental policies that include **‘Commitment to 100% renewable energy’** and **‘Commitment to net zero emissions’**.

18.2: Climate embedded in business strategy
Encourage development of a temperature-aligned and transparent **transition plan**.

18.3: Engagement on climate topics
Encourage to engage **multiple stakeholder types**.



For detailed requirements, please refer to the [CDP Methodology for the SME Questionnaire](#) and [CDP SME Scoring Category Mapping 2026](#).

Spotlight: SME Leadership

**Module 20 – SME
Environmental Performance
– Climate Change**

Key points at Leadership level

- Advanced measurement
- Advanced accountability

SME Leadership questions

Scope 1–3 Emissions

- 20.1: Comprehensive emissions reporting & 20.7: Methodology & boundary maturity: Evaluate Scope 1 & 2 emissions using robust tools while recognizing organizations reporting **Scope 3**.
- 20.9: YoY emissions transparency: Verifies **emissions decreases** from targeted activities.

Energy

- 20.15.1: Energy data quality & oversight & 20.15.2: Strategic renewable energy use: Encourage the use of **renewable energy**.

Targets

- 20.16: Climate targets exist & 20.16.1: Scope coverage & 20.16.2: Ambition & alignment Setting **valued targets** and checking the validity of targets reported.

Emissions Reduction

- 20.17.1: Strategic initiatives: encouraging **estimation of CO2 savings and financial impacts** of emission reduction initiatives.

Verification

- 20.8: External verification of emissions: encourage organizations to **verify emissions**.

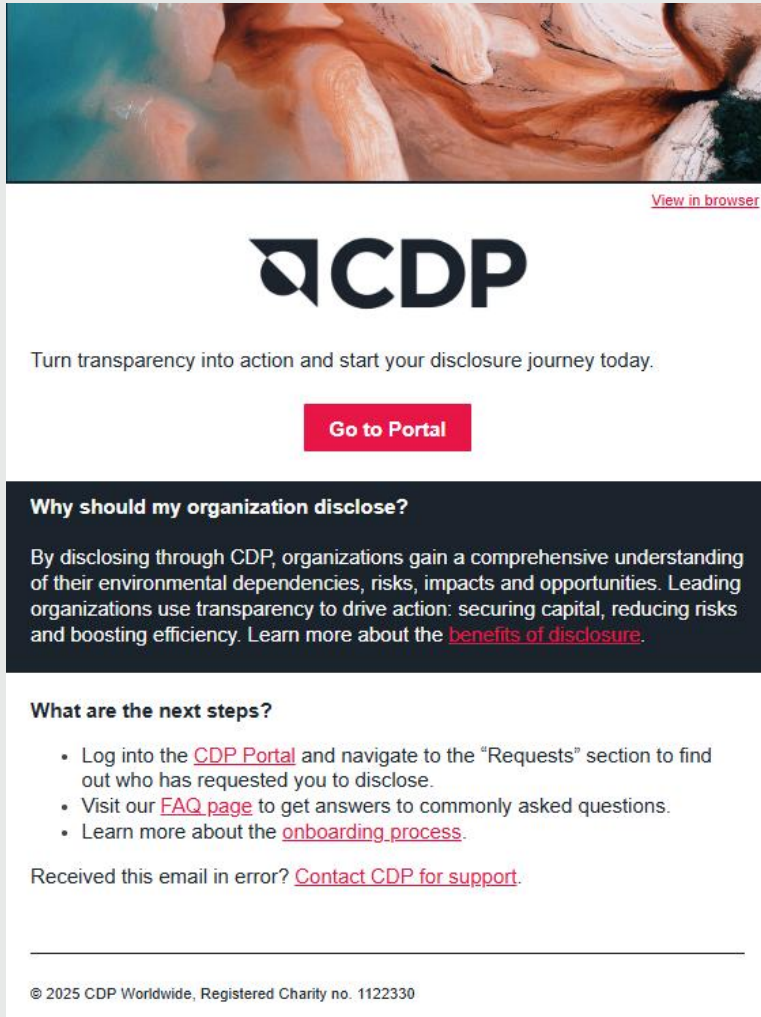


Getting started: Onboarding



If you are already registered with CDP:

Route 1: Email to login to myportal.cdp.net



[View in browser](#)

CDP

Turn transparency into action and start your disclosure journey today.

[Go to Portal](#)

Why should my organization disclose?

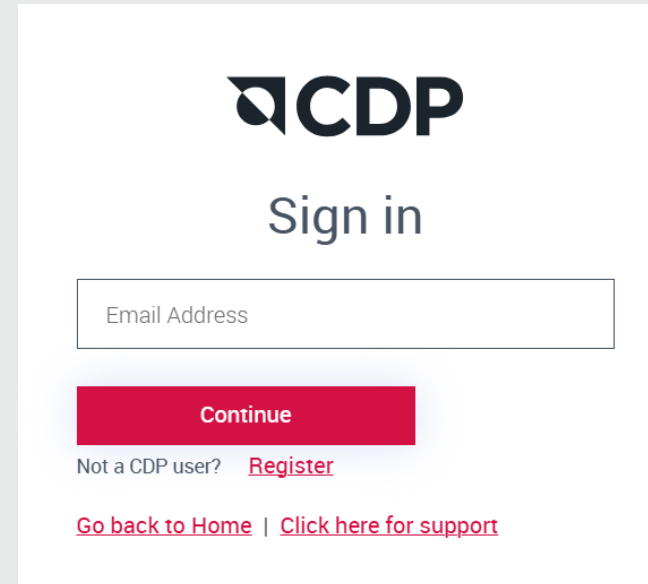
By disclosing through CDP, organizations gain a comprehensive understanding of their environmental dependencies, risks, impacts and opportunities. Leading organizations use transparency to drive action: securing capital, reducing risks and boosting efficiency. Learn more about the [benefits of disclosure](#).

What are the next steps?

- Log into the [CDP Portal](#) and navigate to the “Requests” section to find out who has requested you to disclose.
- Visit our [FAQ page](#) to get answers to commonly asked questions.
- Learn more about the [onboarding process](#).

Received this email in error? [Contact CDP for support](#).

© 2025 CDP Worldwide, Registered Charity no. 1122330



CDP

Sign in

[Continue](#)

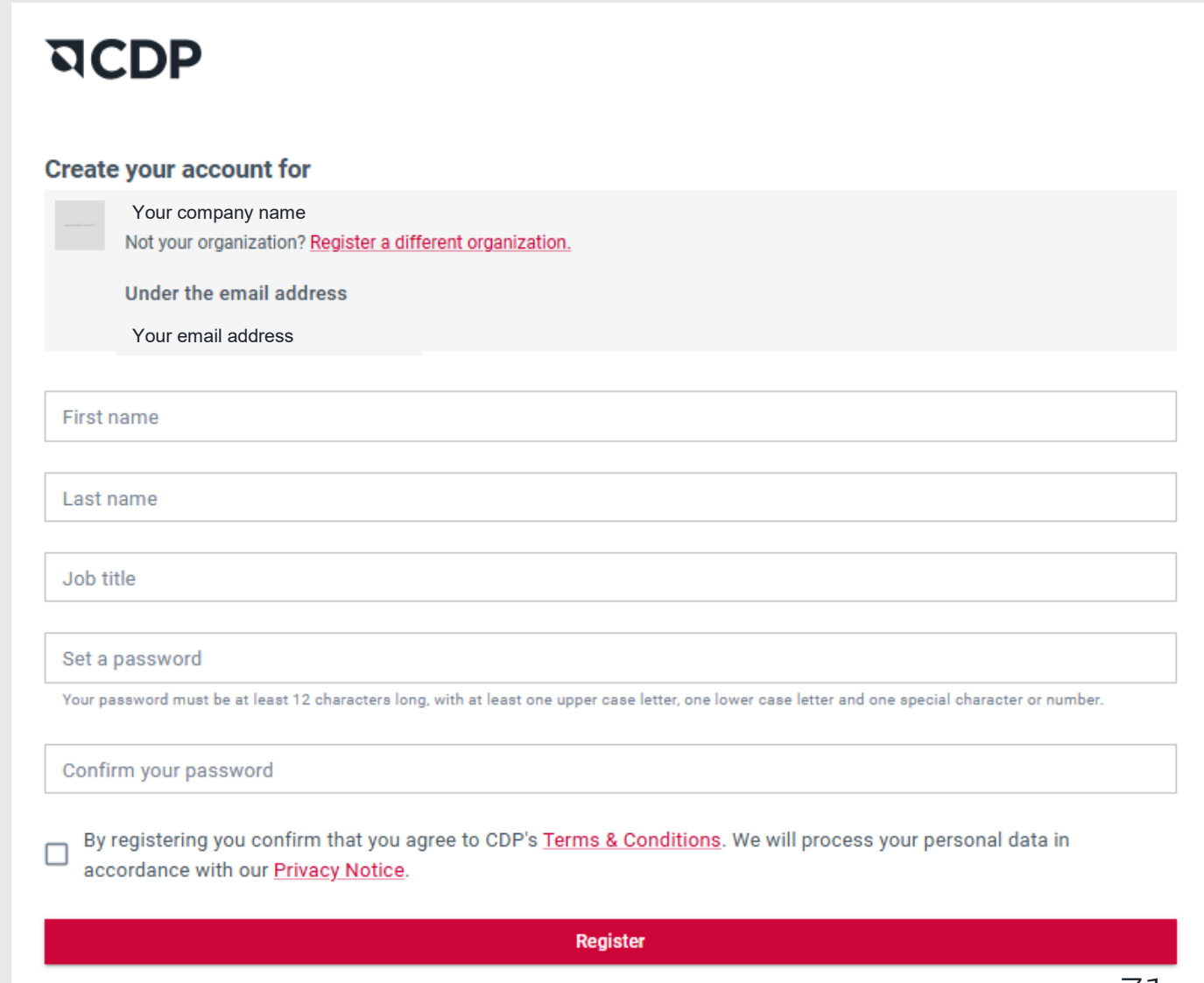
Not a CDP user? [Register](#)

[Go back to Home](#) | [Click here for support](#)

To Register a contact with CDP:

Route 2: Activation Link

- You may receive a registration link from CDP or your customer to setup your username and password.
- Please ensure the **company name** and your **email address** are both correct.
- Once you submit your registration, you may login to MyPortal.cdp.net with your username (email) and password.



The screenshot shows the CDP registration page. At the top left is the CDP logo. Below it is the heading "Create your account for". The form consists of several input fields: "Your company name" with a sub-link "Not your organization? Register a different organization.", "Under the email address" with "Your email address", "First name", "Last name", "Job title", "Set a password" (with a note: "Your password must be at least 12 characters long, with at least one upper case letter, one lower case letter and one special character or number."), and "Confirm your password". At the bottom, there is a checkbox for terms and conditions, and a red "Register" button.

CDP

Create your account for

Your company name
Not your organization? [Register a different organization.](#)

Under the email address
Your email address

First name

Last name

Job title

Set a password
Your password must be at least 12 characters long, with at least one upper case letter, one lower case letter and one special character or number.

Confirm your password

By registering you confirm that you agree to CDP's [Terms & Conditions](#). We will process your personal data in accordance with our [Privacy Notice](#).

Register

Register a Contact with CDP:

Route 3: Register to Disclose form

Register to disclose

Thank you for taking the first steps to start your disclosure through CDP.

You should complete this form if your organization is disclosing through CDP for the **first-time** and require access to the CDP Portal to start your disclosure.

If you have colleagues with access to the CDP Portal, we encourage you to contact them instead, to assist with adding you to your organization's CDP Portal account directly.

Please complete this form in English as best as you can to ensure you are accurately matched to your organization.

Please select your purpose for this registration:

My customer(s) and/or CDP Capital Market signatories have requested my organization to disclose through CDP

My organization has not been formally requested to disclose by anyone but would like to disclose through CDP independently

I am part of a City, State or Region that would like to disclose through CDP

Find out more about [CDP Disclosure Requests](#)

[Register to Disclose Instructions](#)

Register a Contact with CDP:

Route 3: Register to Disclose form



CDP Knowledge Base English

My customer(s) and/or CDP Capital Market signatories have requested my organization to disclose through CDP.

Who has requested you to disclose? *
You may select more than one option if applicable:

[Clear All](#)

Personal details
We'll use these details to communicate with you.

First Name *

Last Name *

Email *

Your customer's name
*Please use the exact organization name they provided in their invitation or our [website](#) to ensure an accurate match

Organization Details
We'll identify your organization using these details.

Organization search *
Please search by entering your organization's full name or 9 digit DUNS number

Organization name

Address Line 1

Address Line 2

City

Zip/Postal Code

Country of business address *

Website address *

Confirming and protecting your data

I confirm that all the information I entered above is correct and accurate.
 I consent to CDP processing my personal data in line with its [Privacy Notice](#).

[CONFIRM SUBMISSION](#)

Use the exact Org Name that your customer provides in your invitation

Ensure that the address is correct for your organization

[Link: Register to Disclose form](#)

Register a Contact with CDP:

Route 3: Register to Disclose form



CDP Knowledge Base English

Organizational Information

We'll identify you by the following information:

Organization Name: My customer(s) and/or CDP Capital Market signatories have requested my organization to disclose through CDP.

Who has requested you to disclose? *
You may select more than one option if applicable:

Address Line 1: [Text Field] Clear All

Address Line 2: [Text Field]

City: [Text Field]

Zip/Postal Code: [Text Field]

Country of Origin: [Dropdown Menu]

Website address: [Text Field]

Personal details

We'll use these details to communicate with you.

First Name * [Text Field]

Last Name * [Text Field]

Email * [Text Field]

Confirming and protecting your data

I confirm that all the information I entered above is correct and accurate.

I consent to CDP processing my personal data in line with its [Privacy Notice](#).

CONFIRM SUBMISSION

- If there doesn't appear to be a clear match to your customer's organization, please reach out to them to clarify the exact Org Name + DUNS number to use
 - Once submitted, CDP will process this *over a few business days*.
 - After it was successfully processed, you will receive an email from mail@cdp.net with an activation link to set up your Portal login.
- * Please ensure you check your junk mail and that mail@cdp.net is whitelisted by your organization's IT department.

Key Steps to Begin

① Access the new CDP Portal as a Discloser

(<https://help.cdp.net/en-us/knowledgebase/article/KA-01015>)

② How to add or edit a team member as an existing Discloser or Requester

(<https://help.cdp.net/en-us/knowledgebase/article/KA-01016>)

③ CDP Portal Onboarding steps for Companies

(<https://help.cdp.net/en-us/knowledgebase/article/KA-01027>)

④ Questionnaire Setup Guidance: Step-by-step



Available Resources for SMEs

Resources	Link to Resource
CDP Disclosure Portal	myportal.cdp.net
Questionnaire Previews, CDP Scoring Methodology for SMEs	Guidance for companies - CDP
Disclosure Workshops	CDP workshops and webinars
GHGs emissions calculations	SME Climate Hub Calculator: https://smeclimatehub.org/start-measuring/ Accounting Methodologies: Greenhouse Gas Protocol
SME target setting guidance	Target Validation Services for SMEs
SME Climate Hub Academy	https://academy.smeclimatehub.org/home
CDP Help Center for Platform Issues	Home - CDP Help Center



Key Dates

Join us for the next session –

SME Series: Forest and Water Security Disclosure

(June 29th – July 3rd)

Region	Languages	Webinar webpage
Asia Pacific	English, Korean	Register or watch here
China	Chinese	Register or watch here
Europe, Middle East, and Africa	English, French, German, Italian	Register or watch here
Japan	Japanese	Register or watch here
Latin America	Portuguese	Register or watch here
Latin America	Spanish	Register or watch here
North America	English	Register or watch here

**SCORING
DEADLINE**

w/c 14


September 2026





Any Questions?





Annex: Onboarding and Questionnaire Setup Steps



CDP Portal – Sign in & Homepage

<https://myportal.cdp.net/>

The screenshot shows the CDP portal homepage for a user named 'Test Discloser'. At the top, there is a navigation bar with the user's name and a 'Show organization details' link. Below this is a progress bar with a 'Respond' button and a 'Questionnaire opens: 06/18/2025' indicator. The main content area features a blue banner titled 'Access your questionnaire' with instructions and two numbered steps: '1 Confirm Submission Lead' and '2 Set up questionnaire'. Below the banner, there are three sections: 'You have 1 new requests' with a 'View requests' link, 'Admin fee' with a warning 'You must select a fee' and a 'View fee options' link, and 'Data products and reports' with a link to 'See all your data products and disclosure data in CDP's legacy platform'.

This inset screenshot focuses on the 'Access your questionnaire' banner. It highlights the two numbered steps: '1 Confirm Submission Lead' and '2 Set up questionnaire'. A text box to the right of the steps states: 'These two steps must be completed to start your questionnaire'.




Confirm Submission Lead

Invite team members & set permissions

The Submission Lead is responsible for submitting the questionnaire on behalf of your organization. Every organization needs a Submission Lead in order to submit the questionnaire.

You've joined the Portal as a Contributor; you may choose to take the Submission Lead role now or at any other time in the Team members page.

 The Submission Lead must accept CDP's Website Terms of Use in addition to CDP's Terms of Disclosure. The Submission Lead must indicate that they have read and understood these terms, and that they agree to abide by them. If they do not agree to these terms, they must not use our website, or the CDP Portal.

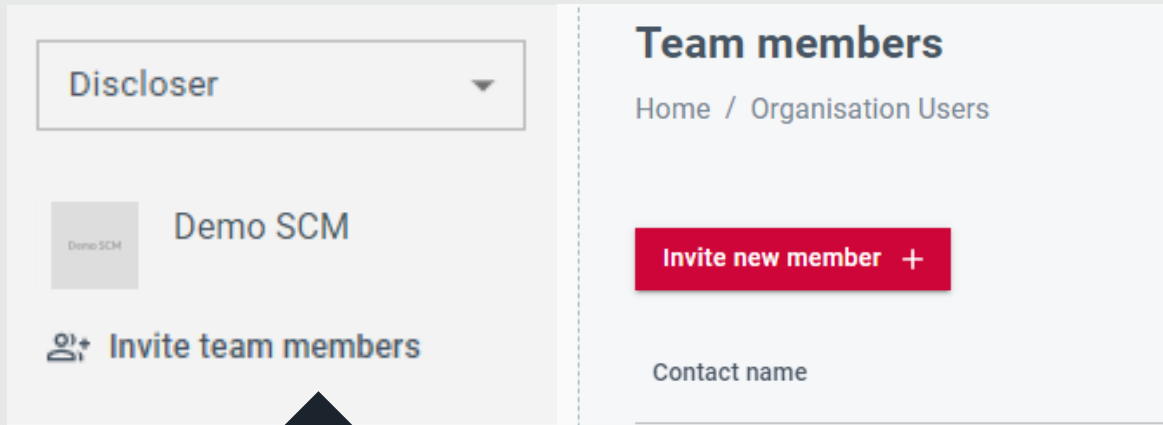
Continue as a Contributor

Review permissions



Contact Changes and Updates

If you already have access to your organization's CDP questionnaire and have a log-in username and password, you can access the Portal and choose to "Invite new member"



On the homepage you can click here to add new team members

Please select your "Disclosure role" as "Submission Lead" or "Contributor." Disclosure Submission Lead will be responsible for setting up the questionnaire, submission, and if applicable, payment procedures. Contributors may support and edit questionnaire content.

This field is for your customer, please leave it blank if you are not a Supply Chain Member.

Confirm Submission Lead

Team members
Home / Organisation Users

Add or remove software providers
Allow third-party software providers to update your disclosure response. [Manage software providers](#)

[+ Invite new member](#)

Contact name	Email address	Discloser role	Requester role
Test Test	testemailaddress@maildrop.cc	Discloser Contributor	

Rows per page: 100 1-1 of 1

Test Test [X]

User details

First name: Test Last name: Test

Email address: testemailaddress@maildrop.cc

[Contact CDP for help changing your email address.](#)

Role and visibility

Disclosure role: **Discloser Submission Lead** Requester role: [v]

Discloser Submission Lead [or contact CDP for help changing user](#)

Discloser Contributor

I accept CDP's Website Terms of Use in addition to CDP's Terms of Disclosure. By accepting, I indicate that I have read and understood these terms, and that I agree to abide by them. If I do not agree to these terms, I will not use the CDP website, or the CDP Portal.

[Save updates](#) [Deactivate user](#)

Step 1

Step 2

Step 3

Step 4

The **Submission Lead** is responsible for submitting the questionnaire on behalf of your organization. Every organization needs a Submission Lead to submit the questionnaire. (Note: You can add as many colleagues as you like as **Discloser Contributor**.)



View your Requests

The **Requests** page of the CDP Portal enables you to access the list of organizations that are requesting your CDP Disclosure along with the environmental issues(s) they are requesting and the date they submitted their request. You can also see if your organization received a Capital Markets request.

Requests
Every year, organizations request disclosing organizations to report and share climate-related information through CDP. By confirming your participation, you agree to our [terms of disclosure](#).

You may have a request from CDP's 700+ Capital Market Signatories.

Total number of requests: 3

REQUESTED 3 DELEGATED 2 FOR REVIEW 2 SUBSIDIARIES 1

Requester	Requester type	Issue	Request date
CDP Capital Markets	CDP Capital Markets	Climate change, Water	Jun 27, 2024
Customer 1	Supply Chain	Climate change	Jul 1, 2024
Customer 2	Supply Chain	Climate change	Jun 30, 2024

Rows per page: 25 ▾ 1-3 of 3 < >

[Contact CDP](#) if you need help understanding any of these requests.

On the left tab, click here to view your requests

Please revisit this page during the cycle to check if you have received a “late request”. You will need to manually “accept” the added request from any new Requester.



View and Merge Subsidiary Requests

Requests
Every year, organizations request disclosing organizations to report and share climate-related information through CDP. By confirming your participation, you agree to our [terms of disclosure](#).

You may have a request from CDP's 700+ Capital Market Signatories.

REQUESTED 3 **SUBSIDIARIES 3** ← **Step 1**

Requested organization	Request status
Subsidiary Organization	Requested

Rows per page: 25 ▾ 1-1 of 1 < >

Contact CDP if you need help understanding any of these requests.

Step 2 ↓

Left sidebar: Discloser, Demo Disclosing Org..., Invite team members, Home, Questionnaire, Requests (3), Reset, Support, Share your feedback, Settings, Log out.

Subsidiary Organization [X]

Issue	Number of requests
Climate	3
Requester type	Invited by investors
Supply Chain, CDP Capital Markets	Yes

Merge requests?

By merging Subsidiary Organization's requests with yours, you're agreeing to respond on their behalf. You'll see all the requests Subsidiary Organization has received in your Request list. Subsidiary Organization will see that you've done this.

Merge requests

Step 3 ↑

Choose Disclosure Admin Fee

- You must complete the **admin fee** process before submitting your CDP response. The fee payment option is available on the homepage.
- Only the **Disclosure Submission Lead** can select the fee—please confirm this role before proceeding.
- If you receive a request from **CDP Capital Market**, an admin fee in different tiers apply.
- If you are only requested by a CDP Supply Chain Member, you may select the **“No fee payable”** option.

Access your questionnaire Opens June 2025

Some steps will become available in June 2025.
For now, you can review what's next and get ready.

- 1 Confirm Submission Lead >
- 2 Set up questionnaire >

You have 1 new requests
1 organizations are requesting you to disclose through CDP. > View requests

Admin fee
All eligible organizations pay an admin fee to disclose through CDP. As a not-for-profit organization, we rely on funding from a range of sources. This fee helps us cover our costs so we can keep delivering our services at a global scale.

You must select a fee View fee options >

Choose admin fee

Please choose an option for your engagement with CDP.

For over 15 years, CDP has worked to help companies and cities assess their environmental impact and take urgent action to build a truly sustainable economy.

Foundation
A basic option for organizations taking their first steps in sustainability.
(Event benefits may vary by region, confirm details with your regional office)

Benefits:

- Report through the CDP Portal.
- Use CDP's suite of tools, reporting frameworks and guidance.
- Enjoy communications opportunities resulting from disclosing through CDP.

Plus:

- Pre-paid entry or priority registration to one regional CDP event.

€310,000 per year excluding VAT

Select

Enhanced
Our highest level of membership offers extra benefits for organizations taking a proactive approach to disclosure and improvement.
(Event benefits may vary by region, confirm details with your regional office)

Benefits:

- Report through the CDP Portal.
- Use CDP's suite of tools, reporting frameworks and guidance.
- Enjoy communications opportunities resulting from disclosing through CDP.

Plus:

- Pre-paid/priority registration for two people and company recognition at regional CDP events.
- A CDP Supporter badge for external communications.
- Your company's name listed as a CDP Supporter on CDP's website.

OR

Choose admin fee

Please choose an option for your engagement with CDP.

For over 15 years, CDP has worked to help companies and cities assess their environmental impact ar

No fee payable
No payment is due for this disclosure cycle. Organizations who are exempt from paying still enjoy the benefits of the Foundation fee option.
(Event benefits may vary by region) **Benefits:**

- Report through the CDP Portal.
- Use CDP's suite of tools, reporting frameworks and guidance.
- Enjoy communications opportunities resulting from disclosing through CDP.

\$0.00 per year excluding VAT

Select



Questionnaire Setup

Set up your CDP questionnaire

These introductory questions help us customize the questionnaire for your organization.

Note:

- Your answers here will not be publicly disclosed, even if you choose to make the rest of your CDP response public;
- These questions are not part of your final submission;
- You can change your answers at any time until you submit your final CDP response;
- If you change your answers, the sections in your CDP questionnaire may change too.

The questions cover the following topics. Some may not be presented to your organization:

About your organization

Activity classification

Assessment of environmental issues

Intent to submit

Additional information

[Start questionnaire setup](#)

Questionnaire Progress: 70%

Answered Questions: 154

Reviewed Questions: 21

Skipped Questions: 11

Sections Completed: 7/22

Unanswered Questions: 43

[Edit questionnaire setup](#)

After submitting the questionnaire setup, you can return to the "Home" page and click **"Edit questionnaire setup"** to make changes at any point prior to submission.

Note: edits may change your questionnaire based on your new answers.

If you accept a new requesting customer, you'll be prompted to reset your questionnaire to include them in your Supply Chain questions. **Please re-run the setup and keep your previous selections.**

Link: [CDP-Corporate-Questionnaire-Setup-Preview 2026.pdf](#)



Questionnaire set-up questions

The “Questionnaire set-up” allows CDP to customize the questionnaire relevant to the reporting organizations, based on their selections.

Questionnaire set-up is made up of five different sections, including theme relevance and any sector allocation. Note that not all sections may be presented to your organization.

Section	Prompts / Questions
General information	Annual revenue (in US\$) for reporting year Staff headcount Full or SME questionnaire
Activity classification	Review or complete CDP-ACS information
Intent to submit	Request to disclose on climate change Request to disclose on additional environmental issues Intent to submit

*** Please ensure this section is completed accurately so your organization is requested to disclose on the most relevant information**



Questionnaire set-up questions

General information

This first set of questions in the 'Questionnaire setup', based on an organization's annual revenue and staff headcount, determines whether an organization is eligible to complete the full version or the SME version of the questionnaire.

Section	Prompts / Questions
General information	Annual revenue (in US\$) for reporting year Staff headcount Full or SME questionnaire
Activity classification	Review or complete CDP-ACS information
Intent to submit	Request to disclose on climate change Request to disclose on additional environmental issues Intent to submit



Questionnaire set-up questions

General information: Annual Revenue

About your organization

What was your organization's annual revenue for the reporting year in USD?

If you are unable to provide an exact revenue figure, round to the nearest value possible.

Your answer to this question is private

The total revenue figure provided below will not be shared with organizations who have requested you to disclose through CDP. It will be used for CDP data products in an anonymized format. Your organization's revenue informs the questionnaire that you receive. Revenue, along with total employees, determines whether you are eligible for the SME Questionnaire. It is also one factor in determining whether you will be asked to disclose on water and/or forests questions.

About your reporting year

The reporting year refers to the most recent 12-month period for which data is reported throughout your CDP disclosure.

- The start date of the reporting year is calculated to be 365 days before the end date provided;
- Apply this reporting year to all your responses throughout the questionnaire;
- We recommend using the year for which your organization has complete data;
- Your reporting year should fall within the last five years, but CDP recommends providing data from the past two years;
- We recommend aligning sustainability-related financial disclosures with the reporting year of corresponding financial statements.

End date of reporting year	Annual revenue (USD)
<input type="text" value="17/06/2025"/>	<input type="text" value="5000"/>
<small>Between 11/19/2021 and 11/19/2025</small>	

Previous

Next



Questionnaire set-up questions

General information: Total number of employees

About your organization

What was the total number of employees in your organization?

During the reporting year, how many people were employed on a full-time, part-time, or other basis by your organization? This is often referred to as 'headcount'. This figure should not include volunteers (i.e. individuals who received no compensation for the work they did).

For example, an organization with 200 full time employees, 100 part time employees and 10 volunteers has a total of 300 employees.

Total employees

Previous

Next



Questionnaire set-up questions

General information: Questionnaire Selection, SME or Full

About your organization

Your organization's questionnaire

CDP acknowledges that Small and Medium-sized Enterprises (SMEs) may have different reporting capabilities and requirements compared to larger companies. For this reason, CDP has two corporate questionnaires:

- The **full corporate questionnaire** is suitable for large companies and organizations, and includes sector-specific data points.
- The **SME corporate questionnaire** is tailored to the needs of SMEs and contains fewer, simplified data points. Only organizations which meet CDP's [SME eligibility thresholds](#) may complete the SME questionnaire.

Based on your responses to the previous questions, you are eligible, and recommended, to complete the SME questionnaire.

- We intend to complete the SME questionnaire, as recommended.
- We intend to complete the full corporate questionnaire.

Previous

Next



Questionnaire set-up questions

Activity classification

Indicate the percentage of your revenue derived per business activity (according to the CDP Activity Classification System).

- This determines that your organization is presented with the most appropriate sector-specific questions. Note that your CDP score is based on your primary questionnaire sector only
- This information is also used to determine forests and water requests according to CDP's Industry Impact Classification.

Section	Prompts / Questions
General information	Annual revenue (in US\$) for reporting year Staff headcount Full or SME questionnaire
Activity classification	Review or complete CDP-ACS information
Intent to submit	Request to disclose on climate change Request to disclose on additional environmental issues Intent to submit

Link: [The full list of classifications for CDP's Activity Classification System](#)



Questionnaire set-up questions

Intent to submit (on forests/water security)

If you would like to report these Water/Forest information, please select "YES".

Note that companies can still opt-in to respond to forests or water on a voluntary basis. If you choose to decline in this case this will not impact your score.

Section	Prompts / Questions
General information	Annual revenue (in US\$) for reporting year Staff headcount Full or SME questionnaire
Activity classification	Review or complete CDP-ACS information
Intent to submit	Request to disclose on climate change Request to disclose on additional environmental issues Intent to submit



Questionnaire set-up questions

Activity classification

Indicate the percentage of your revenue derived per business activity (according to the CDP Activity Classification System).

- This determines that your organization is presented with the most appropriate sector-specific questions. Note that your CDP score is based on your primary questionnaire sector only
- This information is also used to determine forests and water requests according to CDP's Industry Impact Classification.

Section	Prompts / Questions
General information	Annual revenue (in US\$) for reporting year Staff headcount Full or SME questionnaire
Activity classification	Review or complete CDP-ACS information
Intent to submit	Request to disclose on climate change Request to disclose on additional environmental issues Intent to submit

Link: [The full list of classifications for CDP's Activity Classification System](#)



You can now begin the CDP Questionnaire!

CDP Corporate Questionnaire 2025



Prepare

Questionnaire opens: 06/18/2025

Phase 1 of 3

⚠ Submit your edited response by the scoring deadline to receive a score.

- Any edits submitted after the scoring deadline will not be scored.
- You can continue to make edits until the questionnaire closes.

0%

Completed questions

Submit Questionnaire

✔ Reviewed 0 ✔ Answered 0 ⏸ In progress 0 ▶ Skipped 0 ○ Unanswered 27

C.14
SME Introduction

Start

C.15
SME Identification, Assessment and Management of Ris...

Start

C.16
SME Disclosure of Risks and Opportunities

Start

C.17
SME Governance

Start

C.18
SME Business Strategy

Start

C.19
SME Environmental Performance – Consolidation Appro...

Start

C.20
SME Environmental Performance – Climate Change

Start

C.21
SME Sign Off

Start





Thank you!

Any questions please visit cdp.net

