



Overview

Guidewire Explore gathers and curates data from Guidewire InsuranceSuite in near real-time. It then visualizes that data to empower teams to make informed business decisions across claims, underwriting, sales, and service management.

Benefits

- **Consistently and accurately measure operational performance**
- **Deliver optimal service to insureds**
- **Evaluate business impact of predictive models**
- **Improve team collaboration and productivity**

Features

- **Access to curated Guidewire core system data in near-real time**
- **Personalized solutions for claims, underwriting, sales, and service management**
- **Simple, intuitive, collaborative user experience**
- **Self-service BI**

Guidewire Explore

> Empowering teams to make informed business decisions

Measure, Monitor, and Improve Operational Performance

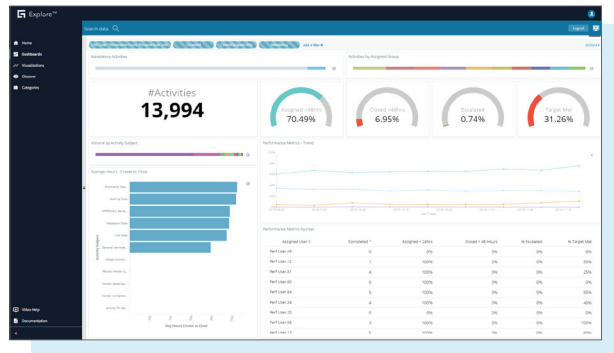
As an insurer, you often face one of two problems – either too little or too much information, both of which result in the inability to make timely or effective decisions. The daily torrent of internal and external data exacerbates these circumstances even further, with more data, more reports, and more siloed tools.

Meanwhile, data warehousing and reporting tools are necessary for reporting, but they often contain incomplete or stale information. Static reports and traditional business intelligence can answer yesterday's questions but not questions about tomorrow. In addition, enterprise data warehouses only provide an internal perspective. It's hard to see a light at the end of the tunnel.

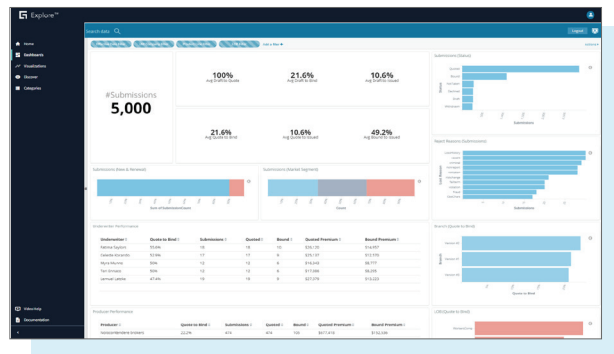
Something needs to change. You don't need more information; you need information in time and with better context. You need solutions for targeted business problems in claims, underwriting, sales, and service management.

In addition, your data science teams are rolling out predictive models across business processes, and it's easy to get carried away by the promise of AI (artificial intelligence). But how do you know if the models are actually having the business impact you want?

Simply put: You need **Guidewire Explore**.



Claims operations management with Explore



Sales and service management with Explore

Explore gathers and curates Guidewire InsuranceSuite data in near-real time with a complete change history. It's designed to augment decision-making without being overbearing, intrusive, or abstract. Explore includes free-form universal search across the entire data set, with numerous visualizations and dashboards. An intuitive user experience brings together business analysts, data scientists, claims adjusters, supervisors, underwriters, and executives with real-time insights that improve customer responsiveness and internal processes while boosting user productivity.

Explore also includes self-service capabilities, and all analytics can easily be embedded back into InsuranceSuite. As a result, frontline sales and service employees can start delivering optimal service to policyholders with predictive guidance.

Explore empowers business users to examine three key areas — operational claims data, underwriting management data, and operational policy data — to accelerate decision-making while improving customer responsiveness and boosting user productivity.

Explore for Claims

Explore for Claims improves efficiency and effectiveness for claims users by enabling smart business decisions, such as workflow optimization, inventory management, critical contacts, cycle-time analysis, vendor management, catastrophe management, reserves accuracy, and indemnification.

Explore for Policy

Explore for Policy improves underwriting efficiency and profitability by enabling smart business decisions, such as focusing on high-value underwriting submissions, conversion analysis, pipeline analysis, team workload balance, process bottleneck detection, and achieving profitability targets.

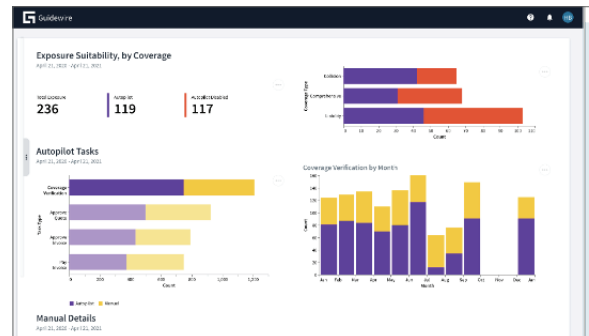
“Our data was just so hard to get to if we didn’t have Explore. The ability to self-serve with Explore and have every field available instantly has significantly improved our claims operations. Explore is a great tool to get fast answers.”

—Felicia Boykin, Data Analyst,
Germania Insurance

Evaluate the Impact of Predictive Modeling

Guidewire Predict enables you to build, deploy, and monitor predictive models across the insurance lifecycle. The models provide data-driven insights and recommendations to make better decisions. But how do you analyze the performance of these models against your business goals? Explore helps monitor the business impact of Predict and pivot on the results to improve outcomes across your book of business.

An example of acting on data-driven insights can be seen in the **Guidewire Claims Autopilot Dashboard**.



Guidewire Claims Autopilot Dashboard

Built using Explore, the Autopilot dashboard provides visualizations and metrics centered around claims automation, giving insurers better visibility into the claims lifecycle. It helps insurers optimize and improve automation by capturing the right information, including cycle times, counts, financials, and comparison metrics. The dashboard displays this information at a task level and helps identify when a claim is kicked to manual, what the reason is, how long the claim is in the hands of a human being, and how often manual processing takes place for a given task.

Guidewire is the platform P&C insurers trust to engage, innovate, and grow efficiently. We combine digital, core, analytics, and AI to deliver our platform as a cloud service. More than 450 insurers, from new ventures to the largest and most complex in the world, run on Guidewire. For more information, contact us at info@guidewire.com.