



## Overview

Guidewire Compare is an easily enabled, cloud-native analytic application that is included with your ClaimCenter subscription. Compare monitors key claims measures and gives you feedback on how you're performing. It also helps optimize claims decisions with peer and industry benchmarking.

## Benefits

- **Improve claims processing efficiency**
- **Optimize decisions with P&C industry context**
- **Fast time-to-value; included with your ClaimCenter subscription**

## Features

- **Monitor key claims measures**
- **Set up claims and exposure scenarios**
- **Feedback with continuous tracking and measurement**
- **Secure, anonymous, and comparable peer insurer benchmarks**
- **Simple design, easy to use, boosts user productivity**

# Guidewire Compare

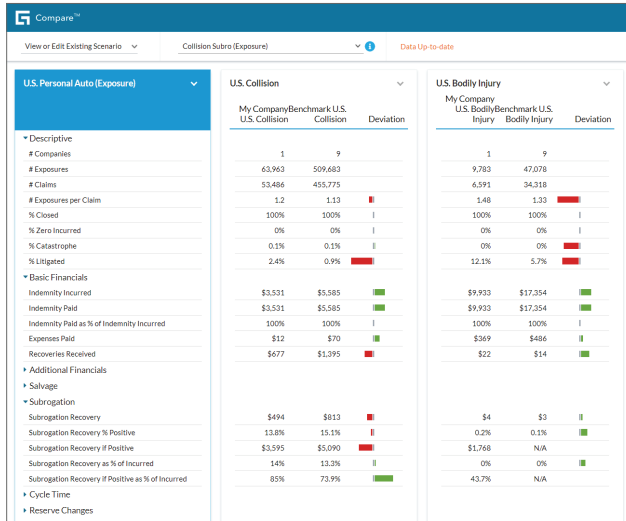
## > Enabling proactive claims analysis

### Optimize Claims Decisions

Accurate claims analysis is among the most challenging jobs in the insurance industry. Customers today expect quick settlements, clear communications, and complete visibility into claims. Yet even as claims organizations work to provide excellent customer service, they must still meet operational imperatives such as maintaining accurate reserves, managing indemnity, planning for catastrophes, and remaining in compliance with regulatory requirements.

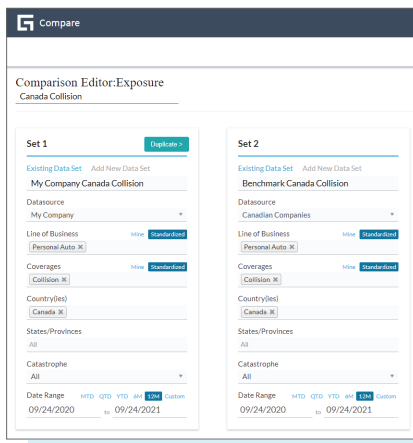
Effectively balancing these objectives relies on accurate and current information. However, a lack of timely feedback from key stakeholders, incomplete and stale information, and inadequate tools means claims analysis continues to be a long, costly, and reactive process. Customer satisfaction suffers, and loss ratios increase.

To meet this challenge, you need information quickly with better context. **Guidewire Compare** provides the feedback that helps you implement process changes while continuously tracking and measuring how you're doing.



U.S. Personal Auto (Exposure)	U.S. Collision			U.S. Bodily Injury		
	My Company	Benchmark	U.S. Deviation	My Company	Benchmark	U.S. Deviation
Descriptive						
# Companies	1	9		1	9	
# Exposures	63,963	\$09,683		9,703	47,078	
# Claims	\$3,486	455,775		6,991	34,318	
# Exposures per Claim	1.2	1.13	I	1.48	1.33	II
% Closed	100%	100%	I	100%	100%	I
% Zero Incurred	0%	0%	I	0%	0%	I
% Catastrophe	0.1%	0.1%	I	0%	0%	II
% Litigated	2.4%	0.9%	III	12.1%	5.7%	III
Basic Financials						
Indemnity Incurred	\$3,531	\$5,585	II	\$9,933	\$17,354	II
Indemnity Paid	\$3,531	\$5,585	II	\$9,933	\$17,354	II
Indemnity Paid as % of Indemnity Incurred	100%	100%	I	100%	100%	I
Expenses Paid	\$12	\$70	II	\$369	\$486	II
Recoveries Received	\$677	\$1,395	II	\$22	\$14	II
Additional Financials						
Salvage						
Subrogation						
Subrogation Recovery	\$494	\$813	II	\$4	\$3	II
Subrogation Recovery % Positive	13.8%	15.1%	I	0.2%	0.1%	II
Subrogation Recovery if Positive	\$3,595	\$5,090	II	\$1,768	N/A	
Subrogation Recovery as % of Incurred	14%	13.3%	II	0%	0%	II
Subrogation Recovery if Positive as % of Incurred	85%	73.9%	II	43.7%	N/A	
Cycle Time						
Reserve Changes						

Compare showing results against peer benchmarks



Comparison Editor: Exposure  
Canada Collision

**Set 1** Duplicate

Existing Data Set Add New Data Set  
My Company Canada Collision

Datasource: My Company

Line of Business: Personal Auto (X) Standard

Coverages: Collision (X) Standard

Country(ies): Canada (X)

States/Provinces: All

Catastrophe: All

Date Range: MTD QTD YTD All Custom  
09/24/2020 to 09/24/2021

**Set 2**

Existing Data Set Add New Data Set  
Benchmark Canada Collision

Datasource: Canadian Companies

Line of Business: Personal Auto (X) Standard

Coverages: Collision (X) Standard

Country(ies): Canada (X)

States/Provinces: All

Catastrophe: All

Date Range: MTD QTD YTD All Custom  
09/24/2020 to 09/24/2021

Setting up data filters and scenarios in Compare

## Improve Claims Processing Efficiency

Guidewire Compare – an easily enabled, cloud-native analytic application included with your ClaimCenter subscription – monitors key claims measures and gives you feedback about how your organization is performing against your peer insurers in the Guidewire community, or against yourself across regions or over time.

With Compare, you can improve your claims processing efficiency by monitoring key claims measures such as indemnity, expenses, cycle times, reserves, salvage, subrogation, percentage closed, catastrophe, and litigated. By connecting to ClaimCenter and gathering its claims information on a daily or intra-day basis, Compare enables you to quickly view explicit metrics that you can use in making decisions and taking action.

## Ready to Use Effortlessly

Compare lets you quickly set up and view claims and exposure scenarios for a line of business over any time period. A simple design makes it easy to use, showing results in a tabular side-by-side comparison with deviation bars and multiple filters to configure the scenarios. All benchmark metrics are normalized and anonymized so that one dominant insurer's data cannot override others.

Compare helps save time and resources in researching issues and reduces the use of offline tools and reports. By presenting claim and exposure data in a consumable and accessible format, Compare facilitates improved communication both within the claims department and with non-claims staff.

If you use ClaimCenter – either on Guidewire Cloud or in a self-managed environment – Compare is ready to use for free. Because it's so easily enabled, setup takes a matter of hours. It requires no project, no services engagement, and no need for external consultants.

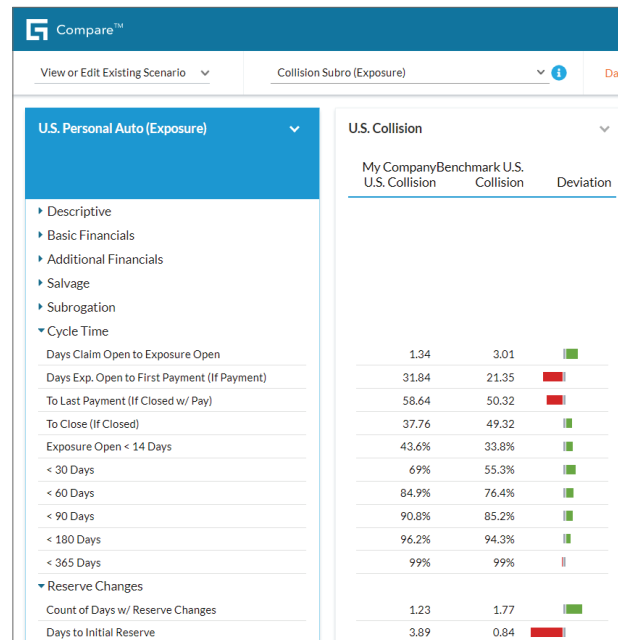
**“Guidewire Compare has helped us significantly improve subrogation recovery in our Personal Auto line of business. We’re now one of the best performers in the industry.”**

**—James Kaufmann,  
Senior Vice President, Claims,  
California Casualty Insurance**

## Optimize Claims Decisions with P&C Industry Context

Compare offers secure, anonymous, and comparable peer-insurer benchmarks that enable you to see how well you’re handling claims compared to your own past performance as well as to your peers.

With Compare, you can become the industry’s leading performer and balance customer service with other operational imperatives. To use Compare, you’ll join the Data Cooperative, which pools anonymized and aggregated P&C data for confronting common industry pain points such as subrogation recovery, claims settlement speed, settlement consistency, litigation outcome, and much more.



	My Company U.S. Collision	Benchmark U.S. Collision	Deviation
Days Claim Open to Exposure Open	1.34	3.01	█
Days Exp. Open to First Payment (If Payment)	31.84	21.35	█
To Last Payment (If Closed w/ Pay)	58.64	50.32	█
To Close (If Closed)	37.76	49.32	█
Exposure Open < 14 Days	43.6%	33.8%	█
< 30 Days	69%	55.3%	█
< 60 Days	84.9%	76.4%	█
< 90 Days	90.8%	85.2%	█
< 180 Days	96.2%	94.3%	█
< 365 Days	99%	99%	█
Count of Days w/ Reserve Changes	1.23	1.77	█
Days to Initial Reserve	3.89	0.84	█

## Year-to-Date Exposure Comparison

Guidewire is the platform P&C insurers trust to engage, innovate, and grow efficiently. We combine digital, core, analytics, and AI to deliver our platform as a cloud service. More than 450 insurers, from new ventures to the largest and most complex in the world, run on Guidewire. For more information, contact us at [info@guidewire.com](mailto:info@guidewire.com).