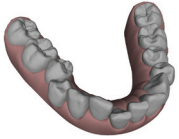


PROBLEM Crowding



BACTERIA & PLAQUE ISSUES

Can create the following issues

- Difficulty in properly brushing and flossing all tooth surfaces

Can lead to or show signs of

- Caries/tooth decay
- Plaque and calculus accumulation leading to
 - Periodontal disease
 - Poor root support, progression of bone loss
- Tooth mobility
- Abscesses

Potential patient symptoms

- Sensitivity. Discolored teeth in crowded areas
- Inflamed and bleeding gums
- Receding gums
- Loose teeth

MALOCCLUSION RELATED ISSUES

Can create the following issues

- Improper occlusal function
- If teeth are not upright, vertical forces do not transfer down from crown to root to the bone during occlusion
 - Lateral stress on posterior teeth and surrounding periodontal structures

Can lead to or show signs of

- Occlusal trauma – abfractions
- Uneven wear, chipping
- Gum, periodontal problems
 - Gingival recession, bone loss
- Overlapping teeth that get worse over time if left untreated

Potential patient symptoms

- Tooth sensitivity from wear
- Receding gums
- Loose teeth

PROBLEM Spacing



BACTERIA & PLAQUE ISSUES

Can create the following issues

- Possible food impaction between posterior teeth

Can lead to or show signs of

- Gum problems due to the lack of protection by the teeth
- Periodontal pockets
- Gum disease
- Sore, tender tissue

Potential patient symptoms

- Sore, tender tissue
- Inflamed and bleeding gums

MALOCCLUSION RELATED ISSUES

Can create the following issues

- Insufficient anterior support from lack of canine guidance
 - Tongue thrust may flare anterior teeth, including canines

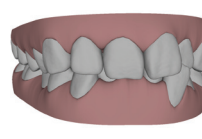
Can lead to or show signs of

- Premature posterior wear
- Periodontal problems

Potential patient symptoms

- Increasingly flared anterior teeth

PROBLEM Deep Bite



MALOCCLUSION RELATED ISSUES

Can create the following issues

- Improper function of anterior teeth

Can lead to or show signs of

- Occlusal trauma
 - Fremitus
 - Periodontal problems, including bone loss
- Abnormal wear, chipping of lower anterior teeth
- Lower front teeth can over-erupt and damage palate behind top front teeth

Potential patient symptoms

- Receding gums
- Abnormal wear of teeth

TMJ ISSUES

Can create the following issues

- TMD

Can lead to or show signs of

- Tension of the chewing muscles
- Creating abnormal forces on TMJ and may lead to TMD
- Retrognathic position of lower arch may exacerbate risk of TMD

Potential patient symptoms

- Jaw joint pain
- Clicking, popping noise in jaw joint when opening or closing mouth
- Headaches, neck pain

PROBLEM Excessive Overjet



MALOCCLUSION RELATED ISSUES

Can create the following issues

- Upper anterior teeth are protruded
 - Little if any contact between the upper and lower front teeth, including canines

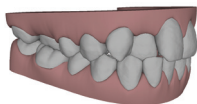
Can lead to or show signs of

- Anterior tooth trauma or fracture
- Posterior tooth trauma or fracture from lack of canine guidance

Potential patient symptoms

- Chipped/fractured anterior teeth
- Patient complains of unattractive smile

PROBLEM Cross Bite



MALOCCLUSION RELATED ISSUES

Can create the following issues

- Abnormal centric relation/centric occlusion mandibular shift
- Dysfunctional chewing patterns
- If teeth are not upright, vertical forces do not transfer down from crown to root to the bone during occlusion
- Lateral stress on posterior teeth and surrounding periodontal structures

Can lead to or show signs of

- Occlusal trauma - abfractions
- Abnormal wear or chipping
- Periodontal problems, including tooth movement and bone loss
- Abnormal stress on buccal sides of teeth

Potential patient symptoms

- Increased sensitivity
- Abfraction
- Loose back teeth
- Biting of own lips and cheek when eating or talking

TMJ RELATED ISSUES

Can create the following issues

- TMD

Can lead to or show signs of

- Abnormal forces on TMJ and may lead to TMD
- Dysfunctional chewing patterns and possibly jaw joint problems

Potential patient symptoms

- Jaw joint pain
- Limited movement, locking of jaw
- Clicking, popping noise in jaw joint when opening or closing mouth

PROBLEM Edge to Edge Bite



MALOCCLUSION RELATED ISSUES

Can create the following issues

- Improper function of anterior teeth
- Upper and lower anterior teeth are in edge to edge contact

Can lead to or show signs of

- Premature wear, chipping on anterior teeth
- Clinical crowns shortened as incisal edge wears down

Potential patient symptoms

- Abnormal wear - anterior teeth are short or worn down
- Tooth sensitivity

TMJ RELATED ISSUES

Can create the following issues

- TMD

Can lead to or show signs of

- End to end anterior teeth relationship can result in TMD
- Limited range of motion, pain during chewing
- Jaw joint pain (TMD) that affects ability to chew food

Potential patient symptoms

- Jaw joint pain
- Limited movement, locking of jaw
- Clicking, popping noise in jaw joint when opening or closing mouth
- Headaches, neck pain

PROBLEM Anterior Open Bite



MALOCCLUSION RELATED ISSUES

Can create the following issues

- Improper function of anterior and posterior teeth
- Lack of anterior contact, posterior contact overload

Can lead to or show signs of

- Premature wear on posterior teeth
- Occlusal trauma - abfractions
- Periodontal problems
- Deep pocketing of posterior teeth
- Gum recession, bone loss, poor root support

Potential patient symptoms

- Abnormal wear on posterior teeth
- Small notch in teeth at gum line
- Gum recession
- Loose teeth

TMJ RELATED ISSUES

Can create the following issues

- TMD

Can lead to or show signs of

- Wear on posterior teeth which may cause jaw joint pain (TMD)

Potential patient symptoms

- Jaw joint pain