

LiveSimply Award

Assembly script for primary schools

Themes: LiveSimply, sustainability, solidarity, climate change, global neighbours, poverty

Materials Required: PowerPoint presentation, LiveSimply animations

Preparation: Read through the script and check the PowerPoint and animations link

Desired learner outcomes:








- For pupils to understand what the LiveSimply award is and how it works in schools
- For pupils to make the connection between their faith and caring for the world and our global neighbours.
- For pupils to be inspired to act to bring about positive change

Time allocation: 10-15 mins

Note: This assembly is aimed at KS2 but can be adapted for use throughout the school.

	<p>Good morning/afternoon everyone.</p> <p>Today we are going to hear about CAFOD's LiveSimply award for schools and what it means for our school community.</p>
	<p>Let's start by having a think about the sort of world we want to live in.</p> <p>What would you like to see in the future?</p> <p><i>(Children could be asked to reflect quietly or you may choose to allow them to share answers in pairs or to the wider assembly)</i></p>
	<p>CAFOD has a vision for the future too.</p> <p>A vision of a world without poverty.</p> <p>A world where people have enough food to eat and clean water to drink and a safe home to live in. A world where all children can go to school, and anyone who is sick can see a doctor.</p>

 <p>Live simply</p> <p>Live sustainably</p> <p>Live in solidarity</p> <p>LiveSimply CAFOD</p>	<p>Our school is joining CAFOD to try to create this kind of world, through the LiveSimply award.</p> <p>As a community we are going to try our best to:</p> <p>Live simply Live sustainably Live in solidarity</p> <p>We're going to have a think about what that means.</p> <p><i>(If time is limited you may wish to skip the next slide and go straight to the animation)</i></p>
<p>How long until it's gone?</p> 	<p>But first we're going to play a game called 'How long until it's gone?'</p> <p><i>(The slides at the end of the presentation can be printed for this activity)</i></p> <p>When we throw something into the rubbish, if it can't be recycled, it's often buried in the ground. This is called 'landfill'.</p>
<p>How long until it's gone?</p>  <p>1 month 2 months 10-20 years 50 years 200 years 450 years 500 years Undetermined</p> <p>LiveSimply CAFOD</p>	<p>Give 8 volunteers one of the items each and ask them to stand beside the length of time they think it take for different items of rubbish to break down and disappear.</p> <p>You could stick the lengths of time up on a wall or ask other volunteers to hold them.</p> <p>Once everyone had made a choice you may wish to ask if other children agree/disagree.</p>
<p>How long until it's gone?</p>  <p>Apple core 2 months Plastic bag 10-20 years Aluminium can 200 years Toothbrush 500 years Plastic bottle 450 years Tin can 50 years Glass bottle Undetermined Paper bag 1 month</p> <p>LiveSimply CAFOD</p>	<p>The correct answers are:</p> <p>Apple core: 2 months Plastic bag: 10–20 years (but it breaks down into smaller microplastics) Aluminium can: 200 years Toothbrush: 500 years Plastic bottle: 450 years Tin can: 50 years Glass bottle: unknown (possibly never) Paper bag: 1 month</p> <p>Thinking about our waste is just one aspect of Live Simply, but there's a lot more to it than that.</p>

 <p style="text-align: center;">LiveSimply Animation</p>	<p>Let's watch a short animation that introduces us to the main ideas.</p>
<p>What does it mean to live simply?</p>  	<p>Living Simply means living like Jesus. Spending time in prayer or reflection. Being grateful for all we have instead of always wanting more. Spending time in nature appreciating God's beautiful creation and Spending quality time with other people, (putting down the electronic gadgets.)</p>
 	<p>We can be inspired by the example of young people throughout the world in living simply.</p> <p>This is Loice and her daughter, 10 year old Huriya. They live in South Sudan.</p> <p>Huriya goes to school and her favourite subject is maths.</p> <p>Huriya finds happiness in being with her friends. She says:</p> <p>"I love playing with my friends. When they call my name, it makes me feel good."</p>
<p>What does it mean to live sustainably?</p>  	<p>Living sustainably means looking after our world and remembering it is for everyone.</p>



This is Dristy. She lives in Bangladesh and loves being in her garden.

With CAFOD's help, Dristy's and her family can now plant different crops to protect them from cyclones caused by climate change.

Dristy understands that all living things are connected. We must use God's gifts carefully, so everyone has what they need to live - now and in the future.

"This is the best way to protect our environment," says Dristy.

What does it mean to live in solidarity?



Living in solidarity means seeing everyone in the world as part of one big family.

We need to work together to make sure that all our brothers and sisters have what they need to flourish.




There are lots of ways young people in the UK are living in solidarity with our global neighbours.

Many schools, families and parishes take part in the CAFOD Big Lent Walk to raise money.

58,000 children in England and Wales joined CAFOD's Eyes of the World campaign and called on our government to keep the world's poorest people at the heart of the climate change talks.

(Current campaigns are on our school website that you may like to take part in)

Students from Notre Dame High School in Norwich and the Explorer Scouts created a patchwork wall hanging to express their love and friendship with the young people trying to create a more peaceful future in Colombia.



What's next?

(If you have already made any specific plans, you could share them here or you may like to ask the children to share their creative LiveSimply ideas)

Share what's happening with your family and friends.

Pray for our school community as we take this project on

You may wish to watch the second Live Simply animation – Why LiveSimply? at this point (embedded into next slide)

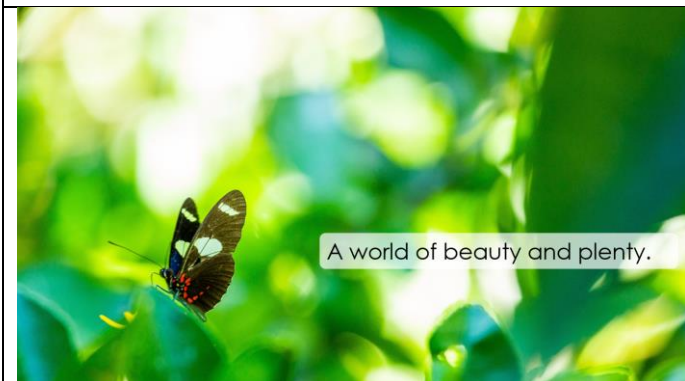


Why LiveSimply animation 2:53mins



Let's close with the LiveSimply prayer.

Loving God, you created the world for us all to share,



A world of beauty and plenty.

Create in us a desire to live simply, so we can see your generosity.



Create in us a desire to live simply, so we can see your generosity.



You gave us responsibility for the earth,

You gave us responsibility for the earth,



a world of riches and delight.

a world of riches and delight.

Help us to live sustainably, so that those who follow us may enjoy the fruits of your creation.



Help us to live sustainably, so that those who follow us may enjoy the fruits of your creation.

Help us to act in solidarity with all our brothers and sisters



Help us to act in solidarity with all our brothers and sisters



so that we help
create a fairer
world.
Amen.

so that we help create a fairer world.
Amen.