


# Easter Sunday


Gospel: John 20:1-9



**"Then the other disciple, who had reached the tomb first, also went in; he saw and believed."**



The tomb is empty. Jesus is alive. Colour in the illustration and write or draw your hopes for the world in the rays of light.



## Easter eggs:

Did you know that Easter is not just one day? The season lasts for 50 days until Pentecost Sunday. Count how many Easter eggs there are on the sheet to see how many Sundays there are during the Easter season.

Easter eggs are a sign of new life. What signs of new life or hope can you decorate the eggs on the sheet with?


## Easter garden:

At home, try making an Easter garden. Talk about the Easter story and the difference that Jesus' resurrection makes as you do so.

### You will need:

A shallow tray or dish  
Some soil or sand  
Some twigs or lolly sticks  
String or glue  
A plant/yoghurt  
A large stone  
Moss, grass or greenery  
Flowers

Fill the tray with the soil or sand. In one corner make a small hill. Cover with the greenery. Make a cross from the twigs/sticks and attach together with the string or glue and place this on the hill. Put the pot on its side to represent the tomb and the large stone nearby (this is the stone that was rolled away) Add flowers or other decorations to show the new life the resurrection brings.



CAFOD is the overseas aid agency for the Catholic Church in England and Wales  
Find more activities: [cafod.org.uk/families](http://cafod.org.uk/families)

Charity no 1160384 and a company limited by guarantee no 09387398. Illustration: Emma Metcalfe & Rebecca Wills