


The Saint Oscar Romero shrine

AT SOUTHWARK CATHEDRAL



Let's discover more about this shrine...



CHILDREN'S ACTIVITY SHEET

Welcome to Southwark Cathedral Romero shrine.



Test your detective skills and see what you can discover! Answers are on the back page, but try to reach the end before looking. Enjoy the hunt!



1. Stand in the chapel with the big, colourful cross. It has two sides, or 'faces'.

The face called 'The Cross of Resurrection' shows Saint Oscar Romero dressed in purple. How can you tell he is a bishop? >>



2. The other face is called 'The Cross of Ministry'. Which two Gospel stories can you see on it?

3. 'A shrine' is a place to remember a holy person. It holds objects linked to them, known as 'relics'. What two relics of Saint Oscar Romero are inside the cross? >>



4. The map shows the country where Oscar Romero lived. On one of the labels on the relics, find the name of the capital city where he was Archbishop and write it on the map.




5. Draw here the symbol used twice to represent the Holy Spirit:

6. Draw the unusual symbol used to represent God the Father.

Why do you think the artist used this symbol for God the Father?


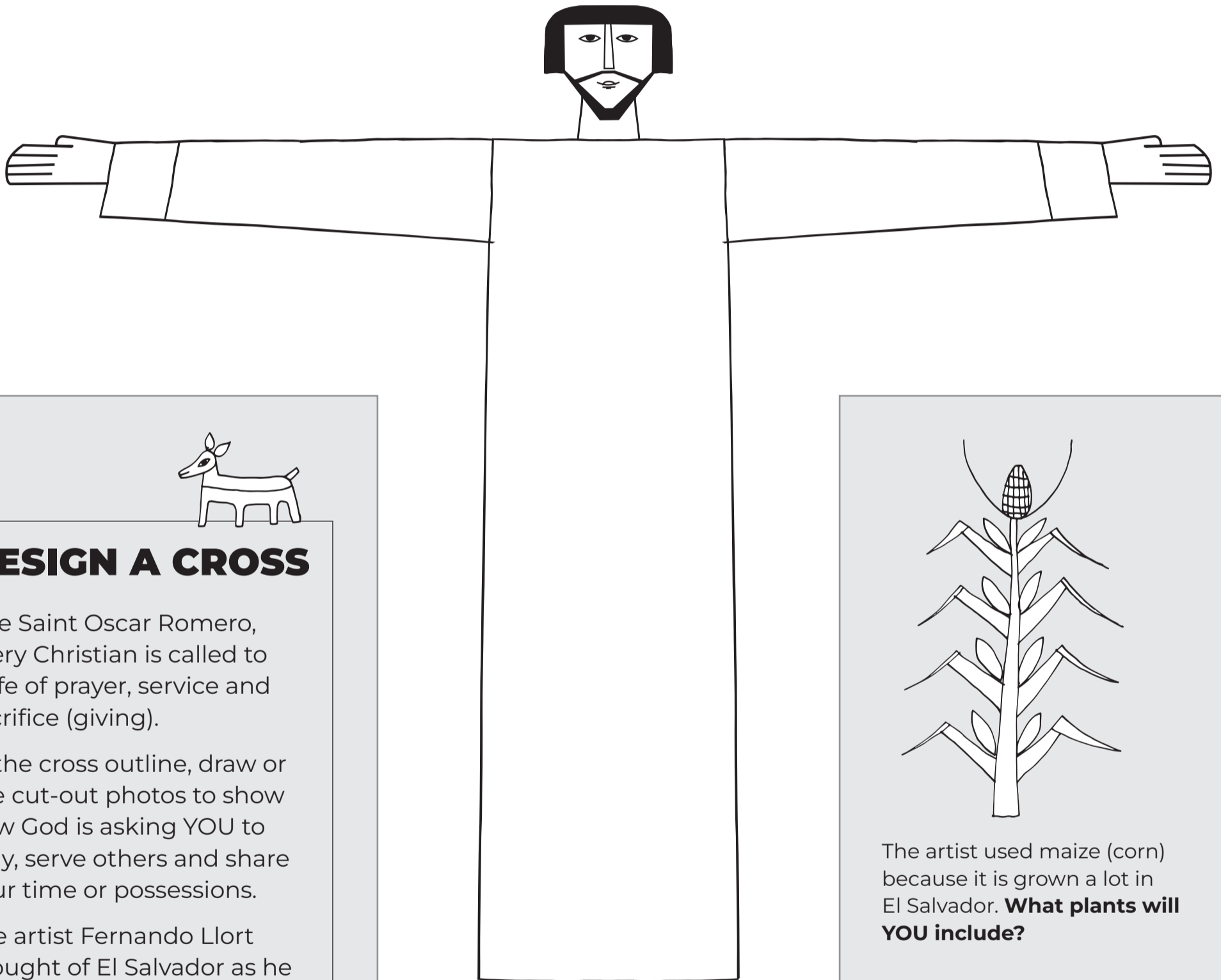
7. The Church is God's people. Romero's motto was, "To feel ('be at one with') the Church". It is written in Spanish at the foot of the cross. Find it and copy it below:



Saint Oscar Romero



The artist painted mountains because El Salvador has mountains and volcanoes. **What landscape will YOU draw?**




DESIGN A CROSS

Like Saint Oscar Romero, every Christian is called to a life of prayer, service and sacrifice (giving).


In the cross outline, draw or use cut-out photos to show how God is asking YOU to pray, serve others and share your time or possessions.

The artist Fernando Llort thought of El Salvador as he designed the cross in the Cathedral. So, include your local landscape and symbols of everyday life too.

As you work, ask God to help you be the best person you can be.



The artist used maize (corn) because it is grown a lot in El Salvador. **What plants will YOU include?**




The artist included a tool for cutting crops, because lots of people in El Salvador are farmers. **What symbols of work will YOU include?**

8. Some rich people in El Salvador were mistreating the poorest people. Romero was killed because he bravely spoke up for them. Can you work out the year Romero died? (*Clue: near the relics*).

Write the date here >

9. Romero spoke out loudly about things that were unfair. He told people to, "Be God's microphone".

Write on the microphone below an injustice or unfairness you would like to speak out against.



Take a minute in silence to pray for people around the world who are treated unjustly. *I prayed for:*

.....

.....

Well done!

Keep this leaflet to remind you of what you found out.

INSIDE is a colouring activity to do now or when you get home.

Ask a grown-up to scan this QR code where you can watch



an animation about Romero's life.

- Answers**
1. He is wearing a 'mitre', the hat a bishop wears in church.
 2. The loaves and fishes; the Last Supper.
 3. The zucchetto or skull cap worn by Romero each day; a small piece of Romero's robe.
 4. San Salvador, the capital city of El Salvador.
 5. A dove.
 - 6a. An eye.
 - 6b. God is always watching over us to care for us.
 7. Sentir con la Iglesia
 8. 1980

Photos: CAFOD Illustration: Fernando Llort Printed on paper from well-managed forests. recycle