

Mr, Mrs, Miss _____ Date: _____

Dental Professional: _____

ORAL-B® ELECTRIC TOOTHBRUSHES



☐ GENIUS 9000



☐ SMART 4



☐ SMART 5



☐ PRO 2






☐ VITALITY®

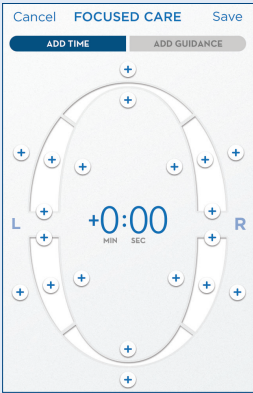


☐ STAGES®

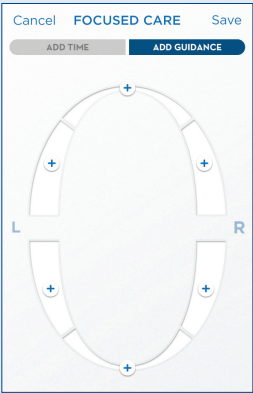
3 STEPS TO SET UP THE ORAL-B® APP* WITH MY RECOMMENDATION

RECOMMENDED BRUSHING TIME

-  **1. Download the Oral-B® App**
-  **2. Click on Professional Guidance**
-  **3. Select Set up Focused Care**



RECOMMENDED GUIDANCE



*Available for free on the App Store™ or Google Play™ online store. Apple and the Apple logo are trademarks of Apple Inc., registered in the U.S. and other countries. App Store is a service mark of Apple Inc.


Additional notes _____



ORAL-B® REPLACEMENT ELECTRIC TOOTHBRUSH HEADS



☐ CROSS ACTION®


☐ SENSITIVE

☐ PRECISION CLEAN™

☐ FLOSS ACTION®

☐ SENSI ULTRA-THIN™

☐ 3D WHITE™

☐ KIDS

ORAL-B® TOOTHPASTE



☐ PRO-HEALTH®
ALL AROUND
PROTECTION



☐ GUM CARE &
EXTRA FRESH



☐ GUM CARE &
ENAMEL RESTORE



☐ GUM CARE &
SENSITIVITY REPAIR

ADDITIONAL PRODUCT RECOMMENDATIONS



☐ GLIDE FLOSS



☐ SUPER FLOSS



☐ PRO HEALTH® MULTI
PROTECTION RINSE



☐ CLINICAL RINSE

AVAILABLE AT YOUR LOCAL SUPERMARKET,
PHARMACY OR ONLINE RETAILER.

