

# An Introduction to Substance Use Disorders for Dental Professionals



**Course Author(s):** Patricia A. Frese, RDH, MEd; Elizabeth McClure, RDH, MEd

**CE Credits:** 3 hours

**Intended Audience:** Dentists, Dental Hygienists, Dental Assistants, Office Managers, Dental Students, Dental Hygiene Students, Dental Assistant Students

**Date Course Online:** 07/31/2017

**Last Revision Date:** 04/15/2024

**Course Expiration Date:** 04/14/2027

**Cost:** Free

**Method:** Self-instructional

**AGD Subject Code(s):** 157

**Online Course:** [www.dentalcare.com/en-us/ce-courses/ce545](http://www.dentalcare.com/en-us/ce-courses/ce545)

**Disclaimers:**

- P&G is providing these resource materials to dental professionals. We do not own this content nor are we responsible for any material herein.
- Participants must always be aware of the hazards of using limited knowledge in integrating new techniques or procedures into their practice. Only sound evidence-based dentistry should be used in patient therapy.

**Please Note:**

- **Louisiana Dentists:** This course has been approved by the Louisiana State Board of Dentistry to fulfill the mandatory opioid management CE requirement.

**Conflict of Interest Disclosure Statement**

- Ms. Frese reports no conflicts of interest associated with this course. She has no relevant financial relationships to disclose.
- Ms. McClure reports no conflicts of interest associated with this course. She has no relevant financial relationships to disclose.

**Short Description – Substance Use Disorders**

An Introduction to Substance Use Disorders for Dental Professionals is a free dental continuing education course that covers a wide range of topics relevant to the oral healthcare professional community.

## Course Contents

- Overview
- Learning Objectives
- Introduction
- Overview of Substance Abuse
  - Types of Substance Users
  - Stages of Substance Abuse
  - Causative Factors or Etiology
- Nicotine Use & Addiction
  - Forms of Nicotine Delivery
    - Cigarettes
      - Oral Implications of Cigarettes and Cigar Use/Abuse
    - Cigars
    - Chewing Tobacco/Snuff
      - Oral Implications of Chewing Tobacco Use/Abuse
      - Other Implications of Chewing Tobacco/Snuff
    - Electronic Nicotine Delivery Systems
      - Oral Implications of ENDS Use
  - Dental Clinician-Patient Communication Regarding Nicotine Use
- Alcohol Use & Addiction
  - Oral Implications of Alcohol Use/Abuse
  - Dental Clinician/Patient Communication Regarding Alcohol Use
- Prescription Medication Use & Addiction
  - Commonly Abused Prescription Drugs
    - Oral Implications of Prescription Medication Use/Abuse
  - Identifying the Prescription Drug Abuser
- Illegal Drug Use & Addiction
  - Four Common Illicit Drug Addictions
    - Marijuana
      - Oral Implications of Marijuana Use/Abuse
      - Other Implications of Marijuana
    - Methamphetamine
      - Oral Implications of Meth Use/Abuse
    - Cocaine
      - Oral Implications of Cocaine Use/Abuse
    - Heroin
      - Oral Implications of Heroin Use/Abuse
  - Dental Clinician/Patient Communication Regarding Illegal Drug Use
- Conclusion
- Course Test
- References / Additional Resources
- About the Authors

## Overview

This course will review the various signs, symptoms, and other aspects that substance use disorders can have on our patients. We will limit our scope to the effects on the oral cavity and we will cover more commonly abused substances. Information will be provided for the clinician to make distinctions, begin safe dialogues, document patient comments and oral findings, and provide resources and follow-up support to patients with substance use disorders.

Substance use disorders (SUD) remain a significant epidemic in present day society. According to the 2022 National Survey on Drug Use and Health (NSDUH), 48.7 million people aged 12 and older in the United States (17.8%) have a substance use disorder.<sup>61</sup> As contemporary dental professionals, it is important that we are educated on the current effects of commonly used and abused drugs or medications including alcohol and nicotine.

There are several reasons why today's dental clinician needs to be observant when treating patients who may be using drugs, alcohol and/or nicotine. Medical emergencies during dental treatments spurred by health or drug interactions would be cause for concern. Long-term health of the oral cavity is another, but perhaps the most important consideration would be the quality of life and health that could be restored after abuse or addiction.

Focused chairside observation is essential considering that 50% of patients will reveal less about their lifestyles than they should. Unsubstantiated observations should not cause the clinician to assume the patient has a substance use disorder. Instead, careful questioning of the patient may reveal a substance use disorder. At the end of each section, we will review various approaches and acceptable means of guidance that a dental professional might employ with a patient regarding that particular substance. While this course is intended to encourage observation and detection of the signs and symptoms of various substance use disorders, sensitivity for the patient's right to privacy should be

respected. Providing gentle educational explanations about a particular oral condition and posing either straightforward or benign questions to the patient about how or why a particular condition might be arising is the best professional action. If dental professionals develop a dialog that promotes trust, we ensure the patient feels safe in our care. Approximately 50% of general dentists provide their patients with nicotine cessation information, but fewer provide information about alcohol or other substances. It is important for the dental professional to have broad-based knowledge regarding substance use disorders because a patient suspected of this disorder can be a challenge. Clinically, it is important to avoid drug treatment interactions or behavioral outbursts in the dental office and further support the patient as they attempt to become drug-free. Many times, the dental office can serve as a safe and non-threatening source of cessation assistance. Creating referral protocols may help our patients find appropriate professional treatment.

Most scientists consider addiction to be a treatable, chronic medical disease involving complex interactions among brain circuits, genetics, the environment, and an individual's life experiences. People with addiction use substances or engage in behaviors that become compulsive and often continue despite harmful consequences. Prevention efforts and treatment approaches for addiction are generally as successful as those for other chronic diseases.<sup>3</sup> There are implications for oral health professionals in identifying and managing the patient who is abusing substances. Management issues relevant to delivery of oral care include:

1. Identifying potential drug interactions, during oral care, with substances used.
2. Offering drug abuse cessation information.
3. Dealing with the erratic behavior of a patient who arrives at the oral care appointment while under the influence of drugs or alcohol.<sup>24</sup>

## Learning Objectives

**Upon completion of this course, the dental professional should be able to:**

- Differentiate between a social user, substance abuser and addict.

- Describe four stages of substance abuse.
- Explain the differences between physical and psychological dependence.
- Identify the various sources of nicotine.
- Identify the addiction process for alcohol, prescription medication and illegal drugs.
- Recognize various oral conditions that may be present with chronic nicotine, alcohol, prescription medication and/or illegal drug use.
- Identify commonly abused prescription and illegal drugs.
- Identify various clinician/patient communication strategies for various addictions.
- Use resources to support patients who are interested in cessation.

## Introduction

Substance use disorders remain a significant epidemic in present day society. According to the *2022 National Survey on Drug Use and Health*, 17.8% of the United States population (48.7 million Americans/age 12+) have a substance use disorder. Substances abused include tobacco/nicotine, marijuana/hashish, alcohol, and opioids (heroin and prescription pain medication – including fentanyl and illegally made fentanyl).<sup>61,63,64</sup>

As contemporary dental professionals, it is important we are educated about the effects of commonly used and abused substances including alcohol and nicotine products. On a daily basis, we come into contact with patients who range from non-users to addicts. Medical histories may present the opportunity for our patients to reveal their past and present habits regarding drug, nicotine and alcohol use, but up to 50% of patients, when surveyed, say they lie on medical histories due to embarrassment, fear of being judged, fear of losing insurance benefits, or because they believed that information was none of the clinician's business. According to this same medical survey, patients aged 25 to 34 are more likely to lie to their doctors than patients 55 and older. Specifically, younger patients lie about recreational drug use, sexual history, and smoking habits. Men were found to withhold the truth significantly more than women about how much they drink: 24% vs. 15%.<sup>19</sup>

The dental setting brings a wide variety of patients for treatment. Drug interactions, systemic reactions and side effects of medications are a few of the considerations we must take seriously as licensed professionals. The effects drugs, alcohol and nicotine have on teeth and the oral cavity is another health and educational matter of concern. Pairing this with the survey results, our patients are not revealing the true scope of substance use, presenting a need for a new communication paradigm where sensitivity and awareness need to be honed.

## Overview of Substance Abuse

### Types of Substance Users

A dental health care provider will come into contact with several different kinds of users of both legal and illegal substances. It is important to understand the types of users because this foundational information may help gain insight into the patient's lifestyle, then help determine how the dental professional may want to approach oral healthcare recommendations to the patient.

#### The Social User

The first type is the social user. The social user can take or leave a substance and does not make it a focal point in his or her life. The social user never puts themselves or others in harm's way while using a substance and shows no repetitive pattern. The social user does not use to excess.

#### The Substance Abuser

This type of drug abuser can stop using a substance and return to a somewhat normal life. The substance abuser may also be a "binge user," a person who uses to excess at times, but rarely shows a daily pattern of abuse. Although they may not use a drug on a daily basis, they are still susceptible to issues of a drug abuser.

#### The Addict

The addict is our third and most serious form of substance abuser. Addiction can be defined as a chronic, relapsing brain disease that is characterized by compulsive drug seeking and use, despite harmful consequences.<sup>49</sup> It

is common for people who fit the profile of an addict to use different substances. An addict may abuse alcohol one decade and then move on to prescription medication. The behavior of moving from one addictive substance to another is called transference.

### Stages of Substance Abuse

- Experimentation
- Regular to Risky Use
- Dependence
- Addiction

Experimentation, regular to risky use, dependence and addiction are the stages of substance abuse. These behaviors can be addressed and treated at any stage, despite popular myths that people must hit bottom before they can benefit from help. One role of a dental professional is to recognize symptoms and behaviors that could indicate a substance abuse pattern.

#### Experimentation

Substance use starts with a voluntary use of alcohol or other drugs. The user may be trying to erase an emotional problem but often there are other causes. An older person may self-medicate through alcohol consumption to cope with depression after losing a spouse. A teenager, angry about a parental divorce, may start smoking marijuana or huffing inhalants. Experimentation may also include a husband taking his wife's prescription painkiller to cope with recurring back pain.

#### Regular to Risky Use

The transition from regular to risky use and why it happens differs for every individual. *The National Institute on Alcohol Abuse and Alcoholism (NIAAA)* estimates nearly one-third of Americans engage in risky drinking patterns. As a result, what constitutes "risky behavior" can be difficult to define. If a person's behavior worries those close to them, the behavior and suspicions should be addressed. There are groups and interventions that may reduce, stop or derail the progression to dependence. [Partnership to End Addiction](#) and [Family Intervention Now](#) provide information for interventions.

## Dependence

Medical dictionaries define chemical dependence as a syndrome featuring persistent usage of a drug, difficulty in stopping and withdrawal symptoms. Chemically dependent people will go to great lengths to maintain access to the drug, often resorting to crime. Drug dependence is not limited to dependence on illegal drugs.<sup>3,25</sup> Alcohol or drug dependence follows risky behavior. At this stage, alcohol or other drug use may not be compulsive or out of control. Many dependent people are able to work, maintain family relationships and friendships, and limit the use of alcohol or other drugs to certain time periods, such as weekends or evenings. However, it is also difficult for the impaired individual (and for others) to recognize the affects their substance use may be having on themselves, friends, coworkers and family members. Characteristics of dependence include:

- Repeated use of alcohol or other drugs leading to failure to fulfill major responsibilities related to work, family, school or other roles.
- Repeatedly drinking or using drugs in situations that are physically hazardous, such as driving or operating heavy machinery when intoxicated.
- Repeated legal, familial and relationship problems surrounding the substance.

**Psychological dependence** is a behavioral pattern characterized by drug craving, out of control drug usage, overwhelming desire to obtain a drug supply, drug use causing personal and legal problems, denial about the personal drug use, and continuing to use the drug despite personal and legal difficulties.

**Physical dependence** is an adaptive state, occurring after prolonged use of a drug, in which discontinuation of the drug causes physical symptoms that are relieved by re-administering the same drug or a pharmacologically related drug.

Both types of dependence can lead to compulsive patterns of drug use where the user's lifestyle is focused on taking the drug.<sup>24</sup>

## Addiction

Addiction is a treatable, chronic medical disease involving complex interactions among brain circuits, genetics, the environment, and an individual's life experiences. People with addiction use substances or engage in behaviors that become compulsive and often continue despite harmful consequences.<sup>3</sup>

Addiction is a medical condition involving serious psychological and physical changes from repeated heavy use of a substance. The symptoms of addiction are uncontrollable drug cravings, drug seeking, and drug use that persists even in the face of negative consequences. Addiction is a progressive illness that worsens over time if left untreated. Using drugs repeatedly over time changes brain structure and function in long lasting ways that can persist after drug use is stopped. The amount of a drug necessary to cause this change is different for everyone. It is postulated, however, that after a certain amount of the drug is consumed, the brain essentially switches from a normal state to an addicted state as if a switch in the brain was flipped.<sup>49</sup>

The American Society of Addiction Medicine (ASAM) defines the ABCDE of addiction.<sup>3</sup>

- A. Inability to consistently *Abstain*
- B. Impairment in *Behavioral* control
- C. *Craving* or increased 'hunger' for drugs or rewarding experiences
- D. *Diminished* recognition of significant problems with one's behaviors and interpersonal relationships; and
- E. A dysfunctional *Emotional* response

## Causative Factors or Etiology

The difference in susceptibility to addiction is considered to be related to genetic influences. Very few people are able to return to occasional use after becoming addicted. Patients with a substance use disorder often begin taking a substance to achieve a desirable pharmacologic effect. When the drug use is continued to relieve personal problems or used as a coping mechanism, dependence may develop. When the individual becomes dependent on the drug, a genetically

associated psychological mechanism leads to an alteration of the brain function. This is a feature of central nervous system (CNS) drugs that leads to addiction.

Genetic factors significantly contribute, approximately 50%, to the likelihood that an individual will develop an addiction. Environmental factors, cultural influences and resilient behaviors learned by the individual impact the extent to which genetic factors exert their influence.<sup>3</sup>

Other factors that may contribute to the genetic expression of addiction include:<sup>3</sup>

- Cognitive and affective distortions, which impair perceptions and compromise the ability to deal with feelings
- Disruption of healthy social supports and problems in interpersonal relationships
- Exposure to trauma or stressors that overwhelm an individual's coping abilities
- Distortion in meaning, purpose and values that guide attitudes, thinking and behavior
- Distortions in a person's connection with self, with others and with the transcendent (also referred to as God or the Higher Power)
- The presence of co-occurring psychiatric disorders

It is important for the clinician to have tools to help identify potential oral health risks. The Caries Risk Assessment Form (Figure 1) is a form that can be utilized to identify the oral health risks for the patient who uses/abuses various substances and assist them with identifying patient education strategies to best meet their needs.

In order to begin the discussion about possible substance use disorders, the use of verified screening tools may be helpful. Below are links to a variety of such tools. Some, such as the TAPS tool, screen for a number of substances including alcohol and prescription medications while others such as the MAST screen for alcohol only. While some instruments can be self-administered and others clinician-administered, all are meant to have professional discussion and follow-up.

For an overview of validated screening and assessment tools, [click here](#).

- [TAPS](#) for multiple substances including nicotine, alcohol and prescription medications.
- [DAST - 10](#) for drug use, not including nicotine or alcohol.
- [MAST](#) screens for alcohol use only.
- [SBIRT](#) in an early intervention and treatment tool for those with a substance use disorder.<sup>58</sup>

## Nicotine Use & Addiction

The *U.S. Surgeon General's Report on Smoking and Health of 1964* was one of the first public documents linking smoking to increased risk of cardiac and vascular disease. More recent research ties tobacco use to cancers of the mouth, pharynx, esophagus, lung, pancreas, and bladder. Additional health risks include diabetes; respiratory disorders; premature, low birth-weight infants; spontaneous abortions and periodontal disease. Those exposed to secondary smoke from tobacco products are at greater risk for these same conditions (Figure 2).

According to the *2022 National Survey on Drug Use and Health*, an estimated 63.9 million Americans - aged 12 or older reported current use of tobacco products or nicotine vaping. Specifically, 41.1 million are cigarette smokers, 10.4 million smoke cigars, 6.1 million use smokeless tobacco and 23.5 million vape nicotine. These statistics confirm tobacco is still one of the most widely abused substances in the United States.<sup>43,61,60,63</sup>

## Forms of Nicotine Delivery

The following common forms of nicotine delivery will be discussed:

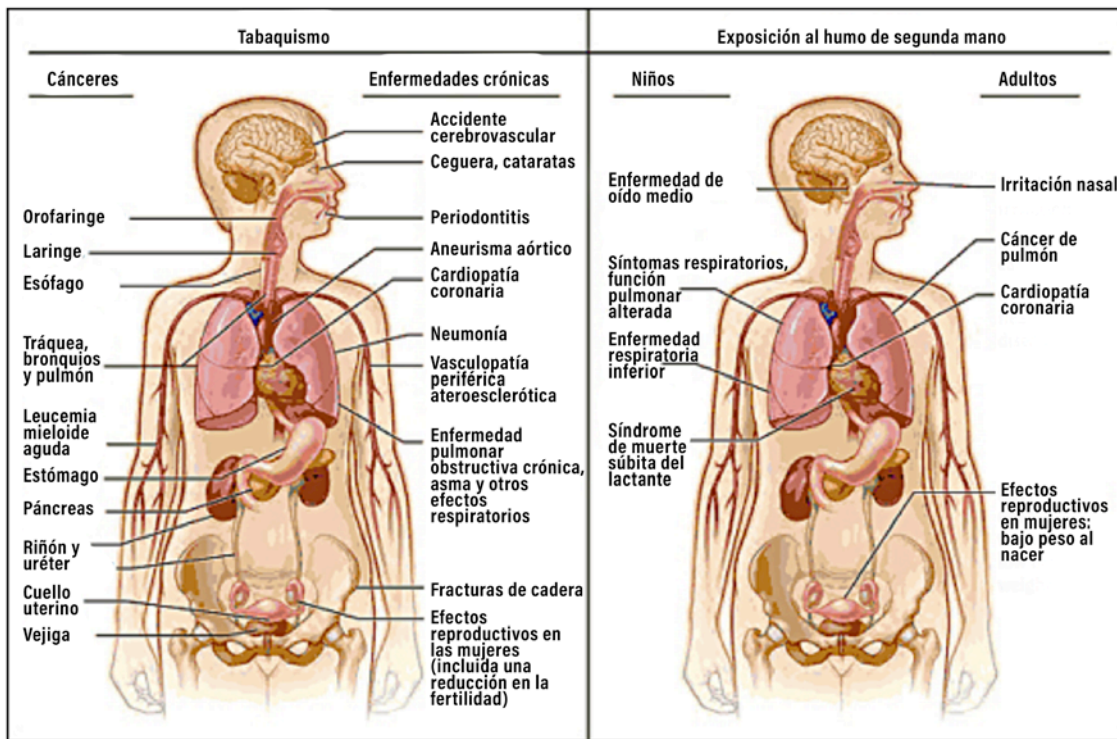
### Cigarettes

There are more than 4,000 chemicals found in the smoke of tobacco products. The cigarette is a very efficient and highly engineered drug delivery system. By inhaling tobacco smoke, the average smoker takes in 1–2 milligrams of nicotine (the chemical that causes addiction) per cigarette. Thus, a person who smokes about 1½ packs (30 cigarettes) daily takes at least 300 mg "hits" of nicotine to the brain each day. Immediately after exposure to nicotine, there is a "kick" caused in part by the drug's stimulation of the adrenal glands and the resulting discharge of epinephrine (adrenaline). The rush of adrenaline stimulates the body and causes

<div style="text-align: right;"> <b>ADA American Dental Association®</b>                      America's leading advocate for oral health                 </div>			
<b>Caries Risk Assessment Form (Age &gt;6)</b>			
Patient Name:			
Birth Date:		Date:	
Age:		Initials:	
	Low Risk	Moderate Risk	High Risk
Contributing Conditions		Check or Circle the conditions that apply	
I.	<b>Fluoride Exposure</b> (through drinking water, supplements, professional applications, toothpaste)	<input type="checkbox"/> Yes	<input type="checkbox"/> No
II.	<b>Sugary Foods or Drinks</b> (including juice, carbonated or non-carbonated soft drinks, energy drinks, medicinal syrups)	Primarily at mealtimes <input type="checkbox"/>	Frequent or prolonged between meal exposures/day <input type="checkbox"/>
III.	<b>Caries Experience of Mother, Caregiver and/or other Siblings</b> (for patients ages 6-14)	No carious lesions in last 24 months <input type="checkbox"/>	Carious lesions in last 7-23 months <input type="checkbox"/>
IV.	<b>Dental Home:</b> established patient of record, receiving regular dental care in a dental office	<input type="checkbox"/> Yes	<input type="checkbox"/> No
General Health Conditions		Check or Circle the conditions that apply	
I.	<b>Special Health Care Needs</b> (developmental, physical, medical or mental disabilities that prevent or limit performance of adequate oral health care by themselves or caregivers)	<input type="checkbox"/> No	Yes (over age 14) <input type="checkbox"/>
II.	<b>Chemo/Radiation Therapy</b>	<input type="checkbox"/> No	<input type="checkbox"/> Yes (ages 6-14)
III.	<b>Eating Disorders</b>	<input type="checkbox"/> No	<input type="checkbox"/> Yes
IV.	<b>Medications that Reduce Salivary Flow</b>	<input type="checkbox"/> No	<input type="checkbox"/> Yes
V.	<b>Drug/Alcohol Abuse</b>	<input type="checkbox"/> No	<input type="checkbox"/> Yes
Clinical Conditions		Check or Circle the conditions that apply	
I.	<b>Cavitated or Non-Cavitated (incipient) Carious Lesions or Restorations</b> (visually or radiographically evident)	No new carious lesions or restorations in last 36 months <input type="checkbox"/>	1 or 2 new carious lesions or restorations in last 36 months <input type="checkbox"/>
II.	<b>Teeth Missing Due to Caries in past 36 months</b>	<input type="checkbox"/> No	<input type="checkbox"/> Yes
III.	<b>Visible Plaque</b>	<input type="checkbox"/> No	<input type="checkbox"/> Yes
IV.	<b>Unusual Tooth Morphology</b> that compromises oral hygiene	<input type="checkbox"/> No	<input type="checkbox"/> Yes
V.	<b>Interproximal Restorations - 1 or more</b>	<input type="checkbox"/> No	<input type="checkbox"/> Yes
VI.	<b>Exposed Root Surfaces Present</b>	<input type="checkbox"/> No	<input type="checkbox"/> Yes
VII.	<b>Restorations with Overhangs and/or Open Margins; Open Contacts</b> with Food Impaction	<input type="checkbox"/> No	<input type="checkbox"/> Yes
VIII.	<b>Dental/Orthodontic Appliances</b> (fixed or removable)	<input type="checkbox"/> No	<input type="checkbox"/> Yes
IX.	<b>Severe Dry Mouth (Xerostomia)</b>	<input type="checkbox"/> No	<input type="checkbox"/> Yes
<b>Overall assessment of dental caries risk:</b>		<input type="checkbox"/> Low	<input type="checkbox"/> Moderate
		<input type="checkbox"/> High	
Patient Instructions:			

© American Dental Association, 2009, 2011. All rights reserved.

Figure 1. The Caries Risk Assessment Form.



**Figure 2.** The Health Consequences Linked to Smoking and Secondhand Smoke.

Source: U.S. Department of Health and Human Services, 2004, 2006.

an increase in blood pressure, respiration, and heart rate.

Smokers have access to numerous media and educational messages, which state that tobacco products are unhealthy. Many nicotine-addicted patients want to quit or have attempted to quit. Why is it so hard to quit a habit a person knows may kill them? As with many addictive drugs, it is believed that nicotine affects the release of dopamine into the brain. Dopamine fuels sensations of pleasure and relaxation. Over time, nicotine becomes something a person's body needs. In other words, after using nicotine for an extended period, the body becomes addicted to the substance. Both mind and body feel a need for the drug and its continued use. Cigarette smoking produces a rapid distribution of nicotine to the brain, peaking within 10 seconds of inhalation. However, the acute effects dissipate quickly, as does the feeling of euphoria, which causes the smoker to continue dosing to maintain the drug's pleasurable effects and prevent withdrawal.

- Nicotine withdrawal symptoms include irritability, craving, depression, anxiety, cognitive and attention deficit, sleep disturbances, and increased appetite. These symptoms may begin within a few hours after the last cigarette, quickly driving people back to tobacco use. Symptoms peak within the first few days of smoking cessation and usually subside within a few weeks. For some people, however, symptoms may persist for months. In 2018, 55.1% of adult smokers (21.5 million) said they had made a quit attempt in the past year, however only 7.5% (2.9 million) were successful.

Withdrawal is difficult due to the many physical and behavioral effects related to smoking. Symptoms of withdrawal can be severe. For some smokers, the feel, smell, and sight of a cigarette and the ritual of obtaining, handling, lighting, and smoking the cigarette are all associated with the pleasurable effects of smoking and can make cravings worse. Nicotine replacement therapies such



as gum, patches, and inhalers may help alleviate the pharmacological aspects of withdrawal, however, cravings often persist. Behavioral therapies can help smokers identify environmental and emotional triggers of craving so they can employ strategies to prevent or circumvent these symptoms and urges.<sup>43</sup>

### **Cigars**

In 2022, 10.4 million of the American population smoked cigars. Cigars are addictive even if the smoke is not being inhaled. High levels of nicotine are still absorbed into the body. A cigar smoker can get nicotine by two routes: by inhalation into the lungs and by absorption through the oral mucosa. Both of these routes can lead to cigar smokers becoming addicted to nicotine. A single cigar can potentially provide as much nicotine as a pack of cigarettes.

Most cigars are composed primarily of a single type of tobacco (air-cured and fermented), with a tobacco wrapper. Cigar smoke is possibly more toxic than cigarette smoke. For example, cigar smoke has a higher level of cancer-causing substances which originate from the fermentation process of the cigar manufacturing. Nitrosamines are found at higher levels in cigar smoke than in cigarette smoke. Cigar wrappers also have higher concentrations of toxins when compared to cigarettes. Furthermore, many cigars are larger resulting in a longer smoking time and higher exposure to many toxic substances including carbon monoxide, hydrocarbons, ammonia, and cadmium.

Cigar smoking has been linked to cancer of the oral cavity, larynx, esophagus, and lung. It may also cause cancer of the pancreas.<sup>38</sup> Although cigar smokers have lower rates of lung cancer, coronary heart disease, and lung disease than cigarette smokers, they have higher rates of these diseases compared to those who do not smoke. All cigar and cigarette smokers, whether or not they inhale, directly expose their lips, mouth, tongue, throat, larynx and lungs to smoke and its toxic, cancer-causing chemicals. In addition, when saliva containing the chemicals in tobacco smoke is swallowed, the esophagus is exposed to carcinogens. These

exposures most likely account for the similar oral and esophageal cancer risks seen among cigar and cigarette smokers.<sup>38</sup>

### **Oral Implications of Cigarettes & Cigar Use/ Abuse**

Various conditions result from chronic smoking. Among them are:

**Black Hairy Tongue:** Elongated; black, brown, yellow or white papillae form in response to the solid and gaseous wastes of tobacco being trapped on the tongue's surface. Slowed cell sloughing adds to this syndrome. Food and bacteria may be trapped in the papillae and cause halitosis .

**Stain & Calculus:** While saliva flow is generally reduced in chronic smokers, the act of smoking stimulates serous saliva flow. This can increase calculus production. Stain is generally present. The combination of stain and calculus may compromise the periodontal health of most smokers.

**Gingival and Periodontal Diseases:** Conditions such as necrotizing ulcerative gingivitis (NUG) is prevalent in smokers. Scientific evidence clearly shows smokers have more severe periodontal diseases than do non-smokers. Continued smoking is likely to compromise the success of periodontal therapy. More refractory periodontal patients are smokers (90%) when compared to the general population (25%).

In 2017, the American Academy of Periodontology introduced their new staging and grading system to guide comprehensive treatment planning and allow for a personalized approach to patient care (Figure 3). The grading system takes into consideration the smoking status and number of cigarette's the patient utilizes daily.

**Additional Oral Changes:** Smokers may also experience candidiasis, nicotine stomatitis, smoker's keratosis, pigmentation changes, and xerostomia (Figure 4).

**Root Canals:** 28-year study showed cigarette smokers are 70% more likely to need root canal therapy than non-smokers. Smoking impairs the

# Staging and Grading Periodontitis



The 2017 World Workshop on the Classification of Periodontal and Peri-Implant Diseases and Conditions resulted in a new classification of periodontitis characterized by a multidimensional staging and grading system. The charts below provide an overview. Please visit [perio.org/2017wwdc](http://perio.org/2017wwdc) for the complete suite of reviews, case definition papers, and consensus reports.

## PERIODONTITIS: STAGING

Staging intends to classify the severity and extent of a patient's disease based on the measurable amount of destroyed and/or damaged tissue as a result of periodontitis and to assess the specific factors that may attribute to the complexity of long-term case management.

Initial stage should be determined using clinical attachment loss (CAL). If CAL is not available, radiographic bone loss (RBL) should be used. Tooth loss due to periodontitis may modify stage definition. One or more complexity factors may shift the stage to a higher level. See [perio.org/2017wwdc](http://perio.org/2017wwdc) for additional information.

	Periodontitis	Stage I	Stage II	Stage III	Stage IV
Severity	Interdental CAL (at site of greatest loss)	1 – 2 mm	3 – 4 mm	≥5 mm	≥5 mm
	RBL	Coronal third (<15%)	Coronal third (15% - 33%)	Extending to middle third of root and beyond	Extending to middle third of root and beyond
	Tooth loss (due to periodontitis)	No tooth loss		≤4 teeth	≥5 teeth
Complexity	Local	<ul style="list-style-type: none"> <li>Max. probing depth ≤4 mm</li> <li>Mostly horizontal bone loss</li> </ul>	<ul style="list-style-type: none"> <li>Max. probing depth ≤5 mm</li> <li>Mostly horizontal bone loss</li> </ul>	In addition to Stage II complexity: <ul style="list-style-type: none"> <li>Probing depths ≥6 mm</li> <li>Vertical bone loss ≥3 mm</li> <li>Furcation involvement Class II or III</li> <li>Moderate ridge defects</li> </ul>	In addition to Stage III complexity: <ul style="list-style-type: none"> <li>Need for complex rehabilitation due to:                             <ul style="list-style-type: none"> <li>Masticatory dysfunction</li> <li>Secondary occlusal trauma (tooth mobility degree ≥2)</li> <li>Severe ridge defects</li> <li>Bite collapse, drifting, flaring</li> <li>&lt; 20 remaining teeth (10 opposing pairs)</li> </ul> </li> </ul>
Extent and distribution	Add to stage as descriptor	For each stage, describe extent as: <ul style="list-style-type: none"> <li>Localized (&lt;30% of teeth involved);</li> <li>Generalized; or</li> <li>Molar/incisor pattern</li> </ul>			



## PERIODONTITIS: GRADING

Grading aims to indicate the rate of periodontitis progression, responsiveness to standard therapy, and potential impact on systemic health.

Clinicians should initially assume grade B disease and seek specific evidence to shift to grade A or C.

See [perio.org/2017wwdc](http://perio.org/2017wwdc) for additional information.

	Progression	Grade A: Slow rate	Grade B: Moderate rate	Grade C: Rapid rate	
Primary criteria	Direct evidence of progression	Radiographic bone loss or CAL	No loss over 5 years	<2 mm over 5 years	≥2 mm over 5 years
	Indirect evidence of progression	% bone loss / age	<0.25	0.25 to 1.0	>1.0
	Case phenotype	Heavy biofilm deposits with low levels of destruction	Destruction commensurate with biofilm deposits	Destruction exceeds expectations given biofilm deposits; specific clinical patterns suggestive of periods of rapid progression and/or early onset disease	
Grade modifiers	Risk factors	Smoking	Non-smoker	<10 cigarettes/day	≥10 cigarettes/day
		Diabetes	Normoglycemic/no diagnosis of diabetes	HbA1c <7.0% in patients with diabetes	HbA1c ≥7.0% in patients with diabetes

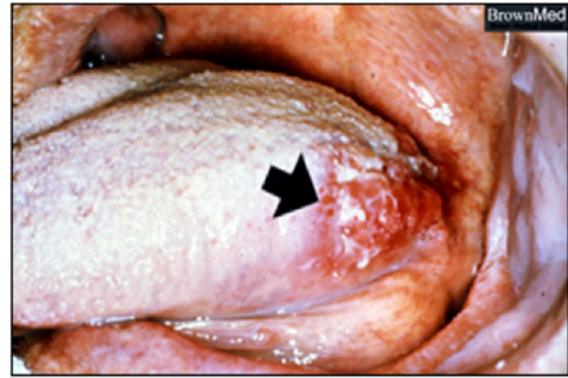
The 2017 World Workshop on the Classification of Periodontal and Peri-Implant Diseases and Conditions was co-presented by the American Academy of Periodontology (AAP) and the European Federation of Periodontology (EFP).

Tables from Terekci, Greenwell, Konrads. J Periodontol 2018;89 (Suppl 1): S159-S172.

Figure 3. Staging and Grading Periodontitis.



**Figure 4.** Nicotine Stomatitis.  
Image source: doctorspiller.com



**Figure 6.** Squamous Cell Carcinoma of the Tongue.  
Image source: www.brown.edu



**Figure 5.** Leukoplakia Under Tongue.  
Image source: doctorspiller.com

body's response to infection, exacerbates bone loss throughout the skeleton, induces a chronic systemic inflammatory response, and causes vascular problems. Any of these pathways can potentially affect the health of the tooth pulp and surrounding bone tissue.<sup>33</sup>

**Sinusitis:** The incidence of acute or chronic inflammation of the nasal lining of both the maxillary and frontal sinuses occurs 75% more often among smokers than non-smokers. This is attributed to the chemical compounds in the tobacco.

**Ability to Heal:** Nicotine is a vasoconstrictor and reduces blood flow to the tissues, causing delayed wound healing, especially in the mouth where smoke lingers. Dry sockets are four times more prevalent among smokers. Typically, dry sockets occur when the addicted smoker returns to their habit too soon after an oral surgery, disrupting the delicate clot in a postoperative extraction socket.

**Leukoplakia:** A precancerous lesion of the oral soft tissue that consists of a white patch or plaque that cannot be scraped off (Figure 5). It is often associated with tobacco use. It can persist in an area with no pain or irritation. These areas can develop into more serious lesions and should be examined carefully during a meticulous oral evaluation. Some leukoplakia will regress if tobacco use is discontinued.

**Squamous Cell Carcinoma:** This is the most common oral cancer linked to cigarette smokers and can occur anywhere in the mouth. It is most commonly found on the lateral borders of the tongue, the ventral surface of the tongue or floor of the mouth. Squamous cell carcinoma has a favorable prognosis if it is detected within two years of onset. If not detected early, approximately 50% will die as a direct result of the cancer or complications (Figure 6).

**Other Cancers:** Cigarette smoking harms nearly every organ in the body. It has been conclusively linked to cancers of the mouth, pharynx, larynx, esophagus, lung, stomach, pancreas, cervix, kidney, and bladder, as well as acute myeloid leukemia. Tobacco-related cancers account for about one-third of all cancer deaths. The overall rates of death from cancer are twice as high among smokers as non-smokers, with heavy smokers having rates that are four times greater than those of non-smokers. Foremost among the cancers



**Figure 7.** Leukoplakia at Chewing Tobacco Site.

Image source: doctorspiller.com

caused by tobacco use is lung cancer. Cigarette smoking has been linked to about 90% of all cases of lung cancer, the number one cause of cancer deaths among both men and women.

### **Chewing Tobacco/Snuff**

Chewing tobacco, (dip, snus or snuff) is ground up tobacco, placed and held in the vestibule and chewed, not smoked. Nicotine is absorbed through the oral mucosa and into the bloodstream. Because of this rapid absorption, it is much harder for the snuff chewer to quit when compared to the smoker.

There are several forms:

- **Chewing tobacco** consists of loose tobacco leaves, sweetened and packaged in pouches. It is also called chew or chaw. A “wad” of the tobacco is placed between the cheek and gum to hold it in place, sometimes for hours at a time. Usually, the tobacco juices are spit out, but in the more addicted, there is a tendency to swallow some of the juices.
- **Plug.** This is chewing tobacco that has been pressed into a brick shape, often with the help of syrup, such as molasses, which also sweetens the tobacco. A piece is cut off or bitten off of the plug and held between the cheek and gum. Tobacco juices are spit out.
- **Twist.** This is flavored chewing tobacco that has been braided and twisted into rope-like strands. Twist is held between the cheek and gum; tobacco juices are expectorated as nicotine is absorbed.
- **Snuff.** This is finely ground or shredded tobacco leaves. It is available in dry or moist forms and is packaged in tins or tea bag-like

pouches. A pinch of snuff is placed between the lower lip and gum or cheek and gum. Dry forms of snuff can be sniffed into the nose. Using snuff is also called dipping.

- **Snus.** Snus (pronounced snoos) is a newer smokeless, spitless tobacco product that originated in Sweden. It comes in a pouch that is placed between the upper lip and gum. It is left in place for less time, about a half-hour without having to spit, then is discarded.
- **Dissolvable tobacco products.** These are pieces of compressed powdered tobacco, similar to small hard candies. They dissolve in the mouth, requiring no spitting of tobacco juices. They are sometimes called tobacco lozenge, but they are not the same as the nicotine lozenges or gum used to help one quit smoking.<sup>55</sup>

In 2022, 6.1 million Americans used chewing tobacco regularly. In 2023, nearly 1 of every 100 middle school students (.7%) and 2 of every 100 high school students (1.5%) reported current use of smokeless tobacco.<sup>15,60,61</sup>

### **Oral Implications of Chewing Tobacco Use/ Abuse**

The use of smokeless tobacco products poses significant oral health risks. The more common manifestations are discussed below:

**Leukoplakia:** These can lead to aggressive oral cancers if left unchecked. The lesion pictured below (Figure 7) is a very early lesion with a rather thin coating of leukoplakia which should resolve with cessation of snuff use.



**Figure 8. Chewing Tobacco Recession.**  
Image source: doctorspiller.com

**Verrucous Carcinoma:** The longer snuff is used, the thicker and whiter the leukoplakia becomes and the more likely the lesion is to transform into an aggressive form of squamous cell carcinoma known as verrucous carcinoma. In most cases, cessation of the habit prior to the development of the cancer results in the disappearance of the lesion and a return to normal mucosa.

**Periodontal Disease:** When tobacco products are held in the mouth, patients may have less time to perform daily oral hygiene, allowing bacteria to flourish. Typically, bleeding is an indicator of gingival inflammation. With nicotine use and abuse, vasoconstriction in oral tissues can lead to reduced bleeding upon probing which may give a false clinical indication. Keep this in mind while probing the sulcus of smokers.

**Dental Caries:** If the user chooses a tobacco product flavored or sweetened with a fermentable carbohydrate, there is an increase in caries, especially near the placement site.

**Gingival Recession:** Due to the irritating nature of the tobacco itself as well as the toxic chemicals released, there is a higher incidence of recession, especially adjacent to the placement site (Figure 8).

**Other Implications of Chewing Tobacco/Snuff**  
Smokeless tobacco contains approximately 28 carcinogens. It has been linked to reproductive health problems including reduced sperm

count and abnormal sperm cells. Women who use smokeless tobacco during pregnancy are at an increased risk for preeclampsia, a condition that may include high blood pressure, fluid retention, and swelling, premature birth, and low birth weight babies.

### **Electronic Nicotine Delivery Systems**

Electronic nicotine delivery systems (ENDS) heat a liquid, which typically contains nicotine, to an aerosol that is inhaled.<sup>2,54</sup> ENDS include vaporizers, vape pens, hookah pens, e-pipes and e-cigarettes. On Dec. 20, 2019, the President signed legislation amending the Federal Food, Drug, and Cosmetic Act, and raising the federal minimum age for sale of tobacco products from 18 to 21 years. This legislation (known as “Tobacco 21” or “T21”) became effective immediately, and it is now illegal for a retailer to sell any tobacco product—including cigarettes, cigars, and e-cigarettes—to anyone under 21. The new federal minimum age of sale applies to all retail establishments and persons with no exceptions. Despite this new law, 10% of high school students and 4.6% of middle school students reported current use of e-cigarettes.<sup>72</sup> Additionally, 4.5% of adults aged 18 and over were current e-cigarette users, with e-cigarette use highest among adults aged 18–24 (11.0%).<sup>9</sup> Approximately 20% of 18–22 year olds believe that e-cigarette use is harmless and non-addictive.<sup>27</sup> The CDC has issued statements that these products are not less harmful. Evidence to support ENDS as a tobacco cessation aid is limited and of low quality. As a result, ENDS are not an FDA-approved cessation aid.<sup>5</sup>

### **Oral Implications of ENDS Use**

There is still little documented evidence regarding the oral effects of ENDS use. Some studies show patients report mouth irritation; sore throat and dry mouth; and mouth ulcers. It is well documented that smoking, tobacco and nicotine have many health risks. More research is needed and the dental professional should be aware of emerging research.

### **Dental Clinician/Patient Communication Regarding Nicotine Use**

Patients look to dental professionals for cessation assistance, but their addiction and enjoyment of tobacco often far outweigh the best intentions of a caring clinician. We must be mindful that our efforts to educate do not come across as judgment or lecture. We must consider any existing oral conditions that may cause harm to the patient. For suggestions on how to approach your patients who smoke about smoking cessation options, the following websites may provide helpful information:

- [FDA.gov](http://FDA.gov)
- [CDC.gov](http://CDC.gov)
- [Smokefree.gov](http://Smokefree.gov)
- [ADA.org](http://ADA.org)
- [CDC Tobacco Intervention Pocket Card](#)

Annual preventive oral cancer screenings are standard of care. Documentation of such exams should also be standard procedure in all hygiene recare protocols. Use of early detection oral cancer techniques and products may be helpful. They include: visible light fluorescent wands that excite certain atypical compounds in the tissues, toluidine blue staining, vital staining, and DNA-evaluation and saliva-based oral cancer diagnosis. Brush and scalpel biopsies are the most effective.<sup>37</sup> Smoking will reduce both mucous and serous saliva production. With compromised salivary flow and the effects of nicotine on the body, calcium uptake to teeth via saliva may also be inhibited in both smokers and chewing tobacco users. Educating the patient about the benefits of in-office and home therapeutic doses of calcium-phosphate fluoride varnishes and toothpastes will help to protect tobacco users and abusers from new or recurrent decay. A caries assessment evaluation is now considered the standard of care by the

American Dental Association and should be incorporated into dental appointment protocols for patients with substance use disorders. Assessing the patient's lifestyle and habits with regard to their risk for decay and need for therapeutic doses of calcium phosphate fluoride varnishes and toothpastes is essential. There are various sources of additional information on varnish and toothpastes protocols for review.

Quit lines are telephone-based tobacco cessation services. Most are accessed through a toll-free number and provide callers with services including educational materials, referral to formal cessation programs and individualized telephone counseling. They are a significant resource universally available to dental clinicians. Evidence has revealed that quit lines are convenient, effective and preferred by smokers.<sup>24</sup>

Of current smokers who visited a physician, 50.7% were advised to quit. Of current smokers who visited a dental healthcare provider, 11.8% were advised to quit. Of all smokers who reported receiving advice to quit smoking, more than 90% reported receiving the advice from a physician, whereas only 13.5% reported receiving such advice from a dental healthcare provider.<sup>17</sup>

These data indicate there is room to improve the rates at which any health care provider offers tobacco/nicotine cessation information.

Quitting smokeless tobacco may cause short-term problems, especially for those who have used heavily for many years. These temporary changes can result in nicotine withdrawal symptoms that include cravings, anger/irritability, anxiety, depression or weight gain. Tobacco cessation programs for chew users need to be carefully supported. Many times, health education via photographs and the invasive nature of oral cancers surgeries are enough to motivate the user to quit. There are many resources to support smokeless tobacco cessation including the [Guide to Quitting Smokeless Tobacco](#) from the American Cancer Society. In addition, the following are suggested to assist in living a dip-free lifestyle:

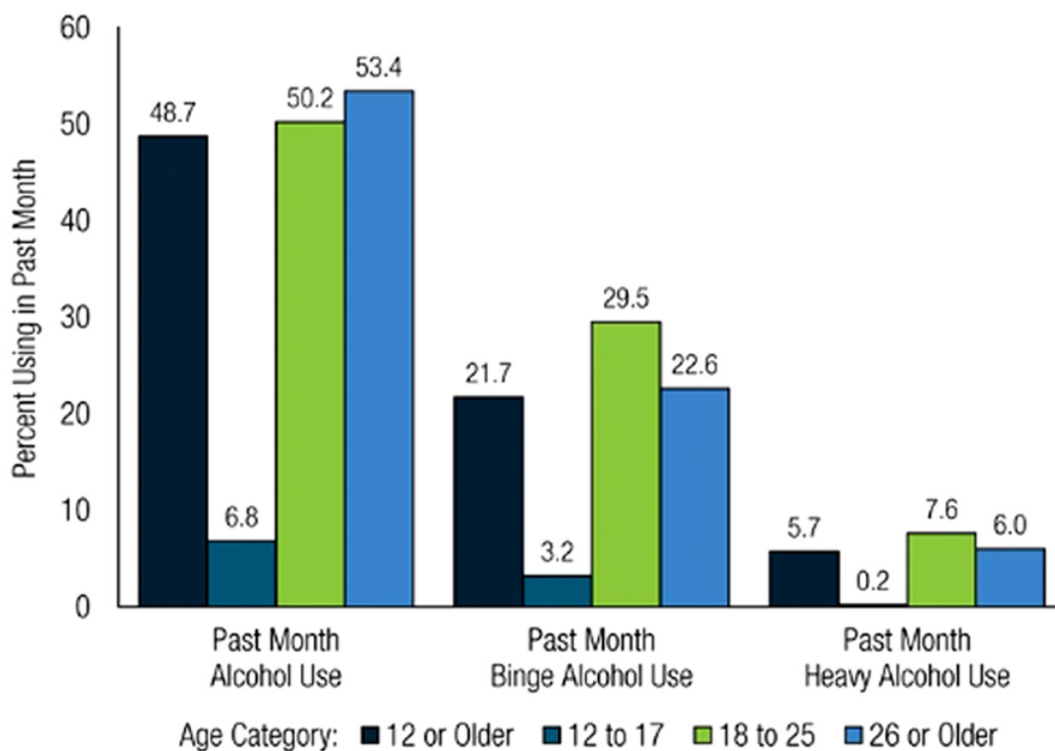
- Limited contact with other dippers, especially in the early weeks of quitting.
- Do not buy, carry, or hold dip cans for others.
- Do not let people dip in your home. Post a small “No Tobacco” sign by your front door.
- Ask others to help you remain tobacco-free. Give them specific examples of things that are helpful (such as not dipping around you) and things that are not helpful (like asking you to buy chew for them).
- Focus on what is personally gained by quitting: health, saving money, extended lifespan, quality of life, improved hygiene.<sup>55</sup>

### Alcohol Use & Addiction

According to *the Results from the 2022 National Survey on Drug Use and Health*, 48.7% of Americans age 12 and older had used alcohol at least once in the 30 days prior to being surveyed, 21.7% had binged (5+ drinks (for men) and 4+ drinks (for women) within 2 hours), and 5.7% drank heavily (5+ drinks on 5+ occasions). In the 12-17 age range, 6.8% had consumed at least one drink in the 30 days prior to being surveyed, 3.2% had binged, and .2% drank heavily.<sup>39,61</sup>

Ethyl alcohol, or ethanol, is the intoxicating ingredient found in beer, wine, and liquor. Alcohol is produced by the fermentation of yeast, sugars, and starches. It is a central nervous system depressant that is rapidly absorbed from the stomach and small intestine into the bloodstream. A standard drink (12 ounces of beer, 8 ounces of malt liquor, 5 ounces of wine, or 1.5 ounces [a “shot”] of 80-proof distilled spirits or liquor [gin, rum, vodka, or whiskey]) contains 0.6 ounces of pure ethanol.

Alcohol affects every organ in the body as well as damages a developing fetus. Intoxication can impair brain function and motor skills; heavy use can increase risk of certain cancers, stroke, and liver disease. Alcoholism or alcohol dependence is a diagnosable disease characterized by a strong craving for alcohol, and/or continued use despite harm or personal injury. Alcohol abuse, which can lead to alcoholism, is a pattern of drinking that results in harm to one’s health, interpersonal relationships, or ability to work.<sup>22,39,40</sup>



**Figure 9.** Past Month Alcohol Use, Past Month Binge Alcohol Use, or Past Month Heavy Alcohol Use: Among People Aged 12 or Older; 2022<sup>61</sup>

## Oral Implications of Alcohol Use/Abuse

### Excessive Bleeding or Bleeding Disorders:

Excessive alcohol use may damage the liver and bone marrow resulting in excessive bleeding during dental treatment. If excessive bleeding is observed, treatment should be stopped, and digital pressure applied. Referral for medical evaluation and necessary blood coagulation tests should be requested before treatment progresses.<sup>16</sup>

**Effectiveness of Drugs:** Some of the drugs used in dentistry that are metabolized in the liver include amide local anesthetics and benzodiazepines. These drugs can have a reduced effect in patients who abuse alcohol. These patients may metabolize drugs faster when compared to a routine patient. Dental local anesthetics may not work as well at the injection site in these patients and may be carried into the bloodstream more rapidly. Repeated doses may need to be reduced, or the interval between doses prolonged, to prevent excessive blood levels.<sup>24</sup>

**Periodontal Disease:** Several biological explanations exist for the detrimental effect that alcohol may have on the periodontium. Studies have shown neutrophilic phagocytosis is associated with periodontal disease. Alcohol also impairs neutrophil function, contributing to bacterial overgrowth which may lead to periodontal inflammation. Additionally, alcohol may have a direct toxic effect on periodontal tissue. Finally, high alcohol intake increases monocyte production of inflammatory cytokines (tumor necrosis factor-alpha (TNF- $\alpha$ ), interleukins-1 and 6), in the gingival crevice which is associated with periodontitis.<sup>16,34,53</sup>

**Oral Cancer:** Drinking alcohol has been associated with oral cancer. Evidence suggests that this is because alcohol breaks down into acetaldehyde, which can bind to the proteins in the oral cavity. This can trigger an inflammatory response in the body. In the most severe cases, cancerous cells can develop. Oral cancer most often appears on the lips or tongue but can occur under the tongue, on the palate or on the gingiva.<sup>77</sup> An oral cancer screening should be performed at each dental exam.

**Dental Caries:** Heavy drinkers may experience dry mouth and neglect both personal and professional oral health care. They may also consume higher levels of refined carbohydrates to satisfy their “munchies.” Heavy drinking can also lead to frequent vomiting which is extremely acidic. All of these increase their risk of developing dental caries.<sup>16,77</sup>

**Xerostomia:** Because alcohol will dehydrate the patient, their salivary flow may be compromised. An enlargement of the parotid salivary glands may be a sign of a chronic alcohol use problem.<sup>77</sup> Educating the patient about the benefits of in-office and home therapeutic doses of calcium-phosphate fluoride varnishes and toothpastes will help to protect these patients from new or recurrent decay. Perform a Caries Risk Assessment ([Figure 1](#)) to discover their proper protocol for varnish and toothpaste regimens.<sup>16</sup>

**Blood Pressure:** When treating an alcohol dependent patient, the clinician should consider the possibility of increased blood pressure and monitor vital signs at each appointment.

### Dental Clinician/Patient Communication Regarding Alcohol Use

Patients may not openly admit they have an alcohol problem. Many times, this is omitted from a medical history, and only occasionally will it come up in conversation if a patient is seeking help or guidance. The dental clinician must be competent at recognizing signs, especially if a patient is “under the influence.” Use the senses: The smell of alcohol on breath or the odor of alcohol upon opening the bloodstream during scaling; the patient has a red face or bloodshot eyes; has hypertrophy of parotid glands; exhibits slurred speech; or demonstrates impaired or inappropriate behavior. The Michigan Alcohol Screening Test (MAST) is a popular alcohol screening tool consisting of 25 simple yes/no questions. The MAST is considered 98% accurate in identifying dependent drinkers.<sup>58</sup>

When alcohol abuse is suspected in the dental patient, management depends on whether or not the patient is intoxicated, shows signs of alcohol abuse, or reports a substance use disorder on the health history. A patient who comes to the



appointment in an inebriated state should be rescheduled and accompanied to their home by a responsible person. This can become a delicate situation for which the dental office would become liable if they were to treat this patient by administering injectable/topical anesthetics or performing dental procedures which could induce prolonged bleeding. Some dental offices now keep an alcohol breathalyzer on hand to test the patient's blood alcohol levels to determine if treatment is contraindicated. Protocols for dealing with patients suspected of being under the influence of alcohol should be established in the office. The office personnel may consider testing the patient's blood alcohol levels, having the patient sign-off to have or not have treatment, gently suggesting the appointment be rescheduled for another day, or dismissing the patient.

Patients with signs of oral-related pathology should be educated about oral cancers and conditions that can persist and may be related to alcohol consumption. Many patients withhold critical information from their medical history and a patient interview may provide an accurate picture of the amount of alcohol or drug use. Providing an overview of associated lifestyle habits can infer to the patient's inherent risks of alcohol indulgence without getting invasive or too personal. Proper documentation of clinical findings and suspected lifestyle should be documented in the patient's chart for future reference.

If an alcohol dependent patient presents for dental treatment and wants to discuss their current dependency, it is important to provide a safe, accepting environment in which to deliberate. Having support materials on hand within your dental office from a resource such as Alcoholics Anonymous (AA) can provide a tie to that support system without the patient having to do research themselves. Keeping a printed list (or marking it in your web browser) is another convenient means to help an alcohol dependent patient seek help. Placing brochures or AA meeting lists inside the oral hygiene take-home bags will keep this information discrete. Make sure the patient approves of the information before providing it as a take along (Figure 9).<sup>1</sup>

### Prescription Medication Use & Addiction

Prescription medication abuse is defined as use of a medication in any way not directed by a doctor, including use without a prescription of one's own, use in greater amounts, more often, or longer than told to take a drug; or use in any way not directed by a doctor. It is a problem that deserves attention, especially from healthcare professionals. While prescription drugs can be powerful healing tools, they also pose serious health risks related to their abuse.<sup>42,50,61</sup>

In 2022, 14.2 million Americans aged 12 or older (5%) had misused psychotherapeutic prescription drugs within the past year. This included 8.5 million people who misused



**Figure 10.** Examples of Informative Brochures Available from Alcoholics Anonymous.

Image source: [Alcoholics Anonymous pamphlet library](#)

prescription pain relievers, 4.8 million who misused prescription tranquilizers or sedatives, and 4.3 million who misused prescription stimulants. The class of prescription drugs most commonly abused was opioid pain relievers, such as Vicodin® or OxyContin®.<sup>45,50,61,69</sup>

Prescription (Rx) and over-the-counter (OTC) medications account for most of the commonly abused drugs by high school seniors after alcohol and marijuana. When high school seniors were asked how prescription narcotics were obtained for nonmedical use, 70% of 12th graders said they were given to them by a friend or relative.<sup>42</sup>

There are several factors that contribute to prescription drug abuse:

- **Misperceptions about their safety.** Because these medications are prescribed by doctors, many patients assume the medications are safe to take under any circumstances. This is not the case. Prescription drugs act directly or indirectly on the same brain systems affected by illicit drugs. Using a medication other than as prescribed can lead to a variety of adverse health effects including overdose, addiction, or death.
- **Increasing availability.** According to one study, the percentage of one or more prescription stimulant fills increased from 3.6% in 2016 to 4.1% in 2021. The percentages of females aged 15-44 years and males aged 25-44 years with prescription stimulant fills increased more than 10% during 2020-2021.<sup>18</sup>
- **Motivations to abuse.** Patients may use prescription drugs to get high; to counter anxiety, pain, or sleep problems; or to enhance cognition. Whatever the motivation, prescription drug abuse comes with serious risks.<sup>13,42</sup>

### Commonly Abused Prescription Drugs

Prescription Stimulant Misuse: In 2022, the National Survey on Drug Use and Health (NSDUH) assessed the misuse of prescription stimulants in the following categories:

- **Amphetamine products** – often used for attention deficit hyperactivity disorder.

- **Methylphenidate products** – often used for attention deficit hyperactivity disorder.
- **Anorectic products** – used for weight loss.

In 2022, among people 12 and older, 1.5% of the US population misused prescription stimulants in the past year. The percentage was highest among young adults aged 18-25 (1.3 million) followed by adults aged 26 or older (2.8 million). Among adolescents aged 12-17, 226,000 reported misusing prescription stimulants.

Misuse of stimulants can cause addiction and other health consequences. These include psychosis, seizures, and cardiovascular complications.<sup>42</sup>

### Prescription Tranquilizers or Sedative Misuse:

Prescription tranquilizers include benzodiazepine tranquilizers and muscle relaxants, whereas prescription sedatives include zolpidem products, benzodiazepine sedatives, and barbiturates. They are categorized together due to their common impact on specific activity in the brain.

In the year 2022, 1.7% (48 million people) reported that they misused prescription tranquilizers or sedatives. Benzodiazepine drugs can be prescribed as a tranquilizer for the relief of anxiety or a sedative for the relief of insomnia. Among those 12 and older 3.7 million individuals misused benzodiazepines in the past year.

These drugs are addictive and, in chronic users or abusers, discontinuing them abruptly without a physician's supervision can cause severe withdrawal symptoms, including seizures, which can be life-threatening.<sup>42</sup>

### Prescription Pain Reliever Misuse:

**Opioids (used to treat pain):** Prescription opioids act on the same receptors as heroin and can be highly addictive. People who abuse them sometimes alter the route of administration (e.g., snorting or injecting) to intensify the effects. A study of heroin users identified three main paths to heroin addiction: Prescription opioid use to heroin use, cocaine

use to heroin use (to come down), and polydrug use (use of multiple substances) to heroin use.<sup>48</sup> It is estimated that approximately 3 million people in the U.S. meet the abuse or dependence criteria for prescription opioids. Abuse of opioids, either alone or with alcohol or other drugs, can depress respiration or lead to death. In 2021, 45 people in the United States died each day from a prescription opioid overdose, totaling nearly 17,000 deaths (see Figure 11 below). Prescription opioids were involved in nearly 21% of all opioid overdose deaths in 2021.<sup>10,61</sup>

For more information about opioids, please see the following course on dentalcare.com: The [Dental Professional's Role in the Opioid Crisis](#).

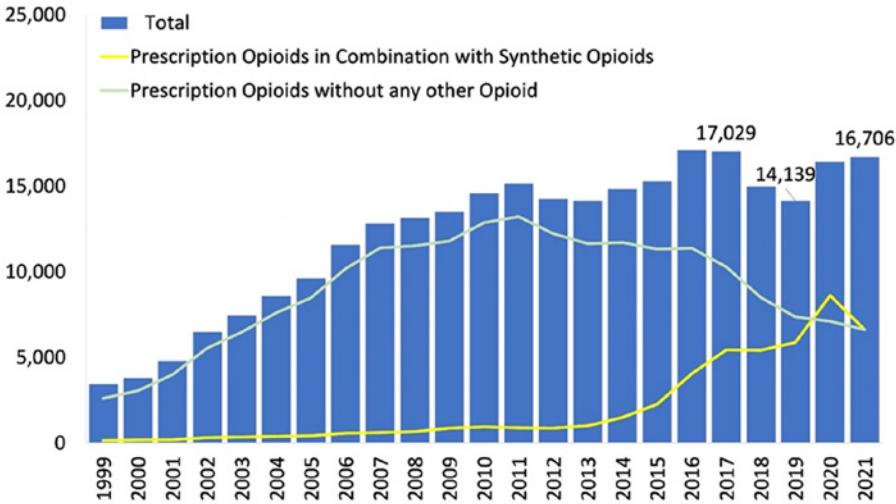
While hydrocodone and oxycodone may be familiar prescription opioid analgesics that are also commonly abused, there are others which the dental healthcare provider should be aware:

Fentanyl is a synthetic opiate which is a powerful analgesic, like morphine, but can be up to 100 times more powerful. The legitimate use of fentanyl is generally limited to end of life pain management. Carfentanil is a derivative of fentanyl and can be 100 times stronger than fentanyl.

Due to the highly addictive nature of the opioid pain relievers, the dental practitioner should consider alternative non-opioid standard approved by the American Dental Association.

Anticipated Pain Level	Oral Analgesic Options
Mild	Ibuprofen 200-400 mg as needed for pain every 4-6 hours
Mild to Moderate	Ibuprofen 400 to 600 mg fixed interval every 6 hours for 24 hours then Ibuprofen 400 mg as needed for pain every 4 to 6 hours
Moderate to Severe	Ibuprofen 400 to 600 mg plus acetaminophen 650 mg with hydrocodone 10 mg fixed interval every 6 hours for 24 to 48 hours then Ibuprofen 400 to 600 mg plus acetaminophen 500 mg as needed for pain every 6 hours

**Table 1. ADA Oral Analgesics for Acute Dental Pain<sup>2</sup>**



\*Among deaths with drug overdose as the underlying cause, the prescription opioid subcategory was determined by the following ICD-10 multiple cause-of-death codes: natural and semi-synthetic opioids (T40.2) or methadone (T40.3). Source: Centers for Disease Control and Prevention, National Center for Health Statistics. Multiple Cause of Death 1999-2021 on CDC WONDER Online Database, released 1/2023.

**Figure 11. National Overdose Deaths Involving Prescription Opioids\*, Number Among All Ages, 1999-2021**

### **Oral Implications of Prescription Medication Use/Abuse**

Oral implications of prescription medication use and abuse are vast depending on the specific drug being used/abused. Common implications include xerostomia, clenching/grinding, caries and periodontal diseases. A routine, thorough oral exam is recommended. Identifying the particular prescription drug will reveal more complete oral implications.<sup>35</sup>

### **Identifying the Prescription Drug Abuser**

The dental office can be a target for a prescription drug abuser as they may be seeking prescriptions from the office. Paying special attention to medications listed on the medical history may not be sufficient for the patient suspected of abusing prescription drugs. The patient may downplay their use of substances in order to obtain new prescriptions. A key indicator that a patient may be “prescription seeking” is if they skillfully ask for drugs by name, dosage and number of tablets. This should alert a clinician to investigate further. One can call local pharmacies or look up statewide databases which track doctors’ prescription-writing, pharmacy prescription-dispensing, and patients’ prescription filling activities (Figure 12).

### **Illegal Drug Use & Addiction**

The National Survey on Drug Use and Health (NSDUH) obtains information on illicit drug use by surveying the following categories: marijuana/hashish, cocaine/crack, heroin, hallucinogens, inhalants, and methamphetamine. Several drugs are grouped under the hallucinogens category including lysergic acid diethylamide (LSD), phencyclidine (PCP), peyote, mescaline, psilocybin mushrooms, and Ecstasy (MDMA). Inhalants include a variety of substances such as nitrous oxide, amyl nitrite, cleaning fluids, gasoline, spray paint, other aerosol sprays, and glue.

Estimates of illicit drug use reported by the NSDUH reflect the use of any of the drug categories listed above. In 2022, an estimated 70.3 million Americans aged 12 or older reported using illicit drug during the past year. This estimate represents 24.9% of the population aged 12 or older (Figure 13).<sup>61</sup>

### **Four Common Illicit Drug Addictions**

The following common illicit drug addictions will be discussed:

- Marijuana
- Methamphetamine
- Cocaine
- Heroin

#### **Marijuana**

Cannabis (marijuana, hashish, and hash oil) is also known as weed, pot, reefer, joint, Mary Jane, ganja, grass, sinsemilla, and dope. Additionally, blunts are cigars emptied of some tobacco and refilled with marijuana. Marijuana is still the most commonly used illegal drug in the United States, although it has become legal in many states. In 2022, there were 42.3 million current users aged 12 and older, up from 30 million in 2019 and 19.8 million users in 2013.<sup>60,61</sup> Marijuana laws are changing and may result in an increase in use. As of January 2024, 24 states in the United States have legalized recreational marijuana either by ballot measure or other legislative action.<sup>6,47</sup> Thirty-eight states allow for the use of medical marijuana.

Marijuana increases dopamine, which creates the euphoria or “high” associated with its use. A user may feel the urge to smoke marijuana again and again to re-create that experience. Repeated use could lead to addiction – a disease where people continue to do something, even when they are aware of the severe negative consequences at the personal, social, academic, and professional levels.

Cannabis may be smoked as a cigarette, vaped in a pipe, as well as added to foods. A common way to use marijuana is through a “bong” in which the smoke is drawn through a layer of water that cools the smoke and removes some of the tar and irritants.

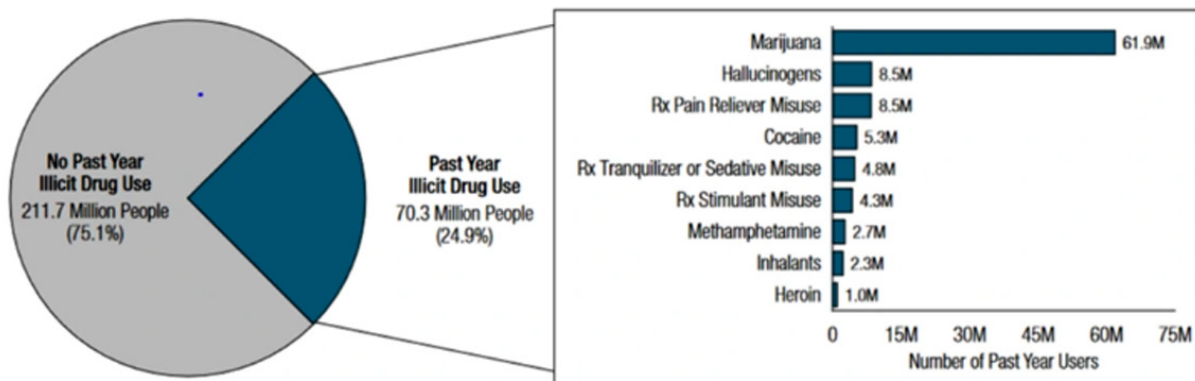
When marijuana is smoked, tetrahydrocannabinol (THC) rapidly passes from the lungs into the bloodstream, which carries the chemical to the brain and other organs throughout the body.

Contrary to common belief, marijuana is addictive. Research suggests that between 9-20% of those who use marijuana may develop some degree of marijuana use disorder. People

If you think a patient may be inappropriately asking you for drugs, consider the following questions:

- ✓ How often does this patient present?
- ✓ Does the patient need to be seen right away?
- ✓ Does the patient want an appointment toward the end of office hours?
- ✓ Does the patient call or come in after regular business hours?
- ✓ Has the patient told you that he has moved, but doesn't want you to talk to his previous doctor?
- ✓ Is the patient traveling through town, visiting friends or relatives (not a permanent resident)?
- ✓ Is the patient feigning oral problems in an effort to get drugs?
- ✓ Is the patient paying with cash?
- ✓ Does the person have a last known address?
- ✓ Have you had trouble contacting the patient between visits?
- ✓ Are your prescription pads disappearing?
- ✓ Does the patient say that only a particular drug will work, or that no other drug he has tried has worked?
- ✓ Does the patient state that a specific non-narcotic analgesic does not work or that he is allergic to them?
- ✓ Does the patient claim to be a patient of a practitioner who is currently unavailable?
- ✓ Does the patient pressure the practitioner by eliciting sympathy or guilt or by direct threats?
- ✓ Does the patient utilize a child or elderly person when seeking pain medication?
- ✓ Does the patient refuse to go to one primary care physician?
- ✓ Does the patient frequently report losing medications?
- ✓ Does the patient demand drugs with high street value?
- ✓ Does the patient have prescriptions from multiple doctors or have prescriptions filled at multiple pharmacies?

**Figure 12.** Questions to Identify the Drug-seeking Patient.<sup>70</sup>



Rx = prescription.

Note: The estimated numbers of past year users of different illicit drugs are not mutually exclusive because people could have used more than one type of illicit drug in the past year.

**Figure 13.** Past Year Illicit Drug Use among People Aged 12 or Older: 2022.

Image source: National Survey on Drug Use and Health, 2022.<sup>61</sup>

who begin using marijuana before age 18 are 4-7 times more likely than adults to develop a marijuana use disorder.<sup>29,76</sup> People who use marijuana may also experience a withdrawal syndrome when they stop using the drug. This withdrawal is similar to what happens to tobacco smokers when they quit – people report being irritable, having sleep problems, and losing weight. Symptoms can last for several days to a few weeks after drug use is stopped. Relapse is common during this period, as users also crave the drug to relieve these symptoms.<sup>47</sup>

Cannabidiol (CBD) is the second most prevalent of the active ingredients of cannabis marijuana. While CBD is an essential component of medical marijuana, it is derived directly from the hemp plant, which is a cousin of the marijuana plant. While CBD is a component of marijuana (one of hundreds), by itself it does not cause a “high.” CBD has been used to reduce seizures, anxiety and chronic pain. CBD exhibits no effects indicative of any abuse or dependence potential.<sup>26</sup> There is some evidence that CBD can be used to treat some addictive behaviors, however more research is necessary.<sup>54</sup> Synthetic marijuana (also known as synthetic cannabinoids, K2, or Spice) is part of a group of drugs called new psychoactive substances (NPS). They are unregulated, have become newly available on the market, and are intended to produce the same effect as marijuana. Synthetic marijuana is human-made and contains mind-altering chemicals that are either sprayed on dried, shredded plant material so they can be smoked or sold as liquids to be vaporized and inhaled in e-cigarettes and other devices. These products are also known as herbal or liquid incense. Synthetic marijuana may be contaminated with other illicit drugs including opioids and/or methamphetamine.<sup>71</sup>

### **Oral Implications of Marijuana Use/Abuse**

**Periodontal Disease:** Smoking marijuana may contribute to periodontal disease in a way similar to tobacco smoking. A study of individuals who reported smoking cannabis at 18, 21, 26 and 32 years of age in New Zealand investigated the relationship between marijuana and oral health. When

measurements of oral health between ages 26 and 32 in the group reporting high cannabis use were compared, there were 23.6% more sites with clinical attachment loss in the 32-year-old group compared with 11.2% in the 26-year-old group. After controlling for tobacco smoking, the authors concluded that cannabis smoking may be a risk factor for periodontal disease that is independent of the use of tobacco.<sup>30,59,65</sup>

**Xerostomia:** Heavy use of marijuana may cause xerostomia in the mouth and dryness in the throat, irritation of oral tissues, edema, and erythema of the uvula. As an added detriment, the xerostomia may increase the caries rate.<sup>20,30</sup>

**Tissue Changes:** The high temperature of the burning product on the oral tissues causes some tissue change and cellular disruption. Additionally, oral leukoplakia/erythroplakia, leukoedema and hyperkeratotic lesions have been documented. Candida has been reported to be higher in marijuana users compared with tobacco users.<sup>8,30</sup>

**Bleeding:** The use of synthetic cannabinoids has been connected with unexplained persistent bleeding which may impact surgical interventions such as extractions, grafting or periodontal therapy.<sup>30</sup>

### **Other Implications of Marijuana**

In addition to oral effects, cannabis smoking has been implicated in cardiovascular disease. A systematic review reports atrial fibrillation, increased heart rate, and a risk for postural hypotension in healthy men who used marijuana.<sup>32</sup> Cardiovascular changes can lead to angina attacks, tachycardia, and acute hypertension. These issues are especially concerning when using local anesthetic. Additionally, the use of cannabis can lead to breathing problems, issues with child development, and intense nausea and vomiting (Cannabinoid Hyperemesis Syndrome).<sup>24,30,47</sup>

Oral health professionals should learn the signs and symptoms of active marijuana intoxication including paranoia, anxiety, tachycardia, hallucinations, hyperactivity, and euphoric highs.

## Methamphetamine

The statistics for methamphetamine (meth) abuse in the United States have increased in the last decade as documented in the National Survey on Drug Use and Health reports. In 2013, there were 595,000 current users of meth compared to 353,000 in 2010. In 2019, the number of users rose to 0.7% (2 million people) who had utilized meth within the last year. In 2022, 1% of the US population (2.7 million) aged 12 and older utilized meth in the last year.<sup>44,60,61</sup>

Meth can be made from inexpensive medications (pseudoephedrine) or simple over-the-counter chemicals (lye, muriatic and sulfuric acids) that are easily obtained.<sup>56</sup> Street names include Speed, Ice, Chalk, Crank and Crystal.

Methamphetamine is a highly addictive synthetic amine that stimulates the release and blocks the re-uptake of serotonin, dopamine and norepinephrine in the brain. The action of these neurotransmitting monoamines is to stimulate the reward centers of the brain and give the characteristic “high” of the substance. Lack of appetite frequently accompanies this drug’s effect. The high can last up to 14 hours. During the high, the user is typically impaired and unable to care for themselves or others. Long-term use leads to depletion of these neurotransmitters, resulting in emotional depression.<sup>23</sup>

### Oral Implications of Meth Use/Abuse

**Dental Caries:** Meth mouth, or crank decay, is commonly observed in methamphetamine users. The cause of meth mouth is multifactorial. Meth users commonly experience drug-induced cravings for high-calorie carbonated beverages. As a result, soft drinks containing high amounts of sugar and caffeine are often consumed to prolong the high and assuage the cravings. Reports indicate that Mountain Dew™ is commonly ingested by meth users, as much as several liters per day. The drug produces extreme xerostomia, reducing the amount of protective saliva and buffering capacity around the teeth. As a result of these behaviors, the oral bacterial levels can drastically increase, exacerbating the decay.

The caustic nature of the drug, poor oral care and high sugar diet result in increased decay. This devastation can occur rapidly in as little as one year. Conventional dental treatment is frequently of little value. Often, the caries are so significant and rampant that full-mouth extractions are indicated (Figure 14).<sup>23</sup>



**Figure 14.** Oral Condition of a Crystal METH Abuser. “METH Mouth”

Image source: doctorspiller.com

**Periodontal Disease:** Methamphetamine users have an increased incidence of periodontal disease. The drug causes vasoconstriction of the vessels that supply blood to the oral tissues. With repeated use of the drug and repeated vasoconstriction, the blood vessels are permanently damaged, and the oral tissues die. In addition, lack of proper daily oral hygiene further exacerbates the declining periodontal health.<sup>23</sup>

**Bruxism:** Methamphetamine can cause users to feel anxious and nervous, resulting in clenching and grinding of the teeth. Signs of bruxism, including fractures of the teeth and severe attrition, are common. The vasoconstriction can also affect the vitality of the teeth, increasing the likelihood of enamel fractures.<sup>23</sup>

**Oral Ulcers and Infection:** Oral ulcerations and infections are common among methamphetamine users. When smoked or snorted, the caustic ingredients of the drug bathe the oral cavity and irritate and burn the oral tissues. This leads to significant oral ulcerations and infections. This is also brought

on by the severe dry mouth that accompanies the use of meth. Xerostomia is caused by the vasoconstriction and reduction of salivary gland function. The tongue and lining of the mouth can become raw and irritated without the surfactant action of saliva. This can lead to secondary infections and limited ability to speak and eat.<sup>23</sup>

**Local Anesthesia and Sedation:** The clinician must be sure the meth patient has not used several days prior to deep sedation and dental injections need to be closely monitored. For more advanced clinical information about the oral implications of methamphetamine abuse, please see the following course on dentalcare.com: [Methamphetamine: Implications for the Dental Team](#).

**Other Implications of Methamphetamine:** In addition to the oral side effects, methamphetamine can impact the central nervous system as a potent stimulant, cause neurological damage, impact cardiovascular systems causing uncontrolled hypertension, tachycardia, and possibly arrhythmias. These can lead to a greater incidence of heart attack or stroke. Additionally, increased respiration and shortness of breath can occur.<sup>23</sup>

### Cocaine

Cocaine is a powerfully addictive stimulant that directly affects the brain. Cocaine was labeled the drug of the 1980s and 1990s because of its extensive popularity and use during that period. However, cocaine is not a new drug. In fact, it is one of the oldest known psychoactive substances. Coca leaves, the source of cocaine, have been chewed and ingested for thousands of years, and the purified chemical, cocaine hydrochloride, has been an abused substance for over 100 years. In the early 1900s, for example, purified cocaine was the active ingredient in most of the tonics and elixirs that were developed to treat a wide variety of illnesses and pain, including dental pain (see Figure 15).

Cocaine is generally sold on the street as a fine, white, crystalline powder known as coke, C, snow, flake, or blow. Street dealers generally dilute it with inert substances such as



**Figure 15.** Advertisement for medicinal drops to relieve toothache, Lloyd Manufacturing Co., 1885  
Courtesy National Library of Medicine

cornstarch, talcum powder, sugar, or with active drugs such as procaine (a chemically related local anesthetic) or amphetamine (another stimulant). Some users combine cocaine with heroin – in what is termed a “speedball.”

There are two chemical forms of cocaine that are abused: the water-soluble hydrochloride salt and the water-insoluble cocaine base (or freebase). When abused, the hydrochloride salt, or powdered form of cocaine, can be injected or snorted. The base form of cocaine has been processed with ammonia or sodium bicarbonate and water, and then heated to remove the hydrochloride to produce a substance that can be smoked. The term “crack,” which is the street name given to freebase cocaine, refers to the crackling sound heard when the mixture is smoked.<sup>45</sup>

The National Survey on Drug Use and Health (NSDUH) estimates that in 2022, 5.3 million people age 12 or older were past year users of cocaine, including about 918,000 users of crack cocaine. This accounts for 1.9% of the population being cocaine users and approximately 0.3% being crack users.<sup>61</sup>

Users generally take cocaine in “binges,” during which the cocaine is used repeatedly and at increasingly higher doses. This can lead to increased irritability, restlessness, panic attacks, and paranoia—even a full-blown psychosis, where the individual loses touch with reality and experiences auditory hallucinations. With



increasing dosages or frequency of use, the risk of adverse psychological or physiological effects increases.<sup>45</sup>

### **Oral Implications of Cocaine Use/Abuse**

**Dental Caries:** Cocaine users experience an increased rate of tooth decay for a variety of reasons: the drug contributes to xerostomia, the user does not seek regular professional care or perform regular personal oral care, and they may rub the drug directly onto the gingival tissue resulting in tooth erosion.<sup>4,35,36</sup>

### **Gingival and Periodontal Diseases:**

Xerostomia and lack of routine oral hygiene care lead to an increased rate of periodontal diseases. Bruxing may also contribute to disease.<sup>4,35,36</sup>

**Bruxism and TMJ:** Clenching and grinding contribute to the destruction of the supporting structures leading to cervical abrasion, occlusal wear and TMJ disorders.<sup>35,36</sup>

**Gingival Lesions:** The user may rub the drug on the gingival tissue resulting in gingival lesions.<sup>35,36</sup>

**Nasal and Oropharynx:** Regularly snorting cocaine can lead to loss of sense of smell, nosebleeds, problems with swallowing, hoarseness, and an overall irritation of the nasal septum, which could result in a chronically inflamed, runny nose. Extreme use can lead to nasal necrosis and perforation of the palate.<sup>35,36</sup>

**Other Oral Effects:** Other manifestations include oral candida infections, perforation of palate, bilateral cleft lip and palate in the fetus, angular cheilitis, halitosis, glossodynia, erosive lichen planus, corrosion of gold restorations, and excessive hemorrhage after tooth extraction.<sup>35,36,45</sup> Cocaine users may exhibit buccolingual dyskinesia – a movement disorder characterized by protruding the tongue and pursing the mouth or lips - also known as ‘crack dancing’ or boca torcida (twisted mouth).

**Local Anesthesia:** The administration of a local anesthetic with vasoconstrictors may result in an acute rise in blood pressure, which could

lead to cardiac arrest. There is also a risk of convulsions associated with the combination of lidocaine and cocaine potentiates. Use of epinephrine-impregnated retraction cords is also contraindicated. It is advisable to postpone any dental treatment at least 6 to 24 hours after the use of cocaine.<sup>35</sup>

### **Heroin**

Heroin is a powerful opioid drug made from morphine, a natural substance taken from the seed pod of the Asian opium poppy plant. Heroin is a powerful opioid drug made from morphine, a natural substance taken from the seed pod of the Asian opium poppy plant.<sup>14,46</sup>

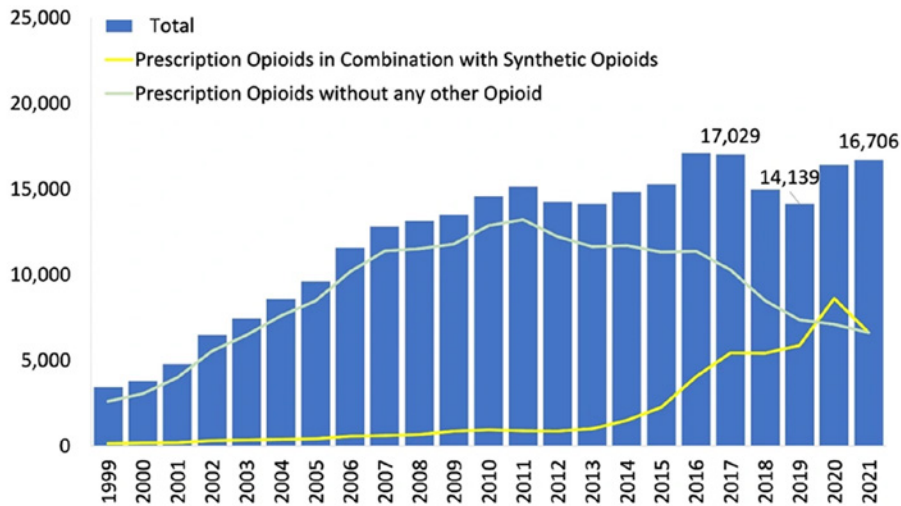
Use of heroin produces euphoria and feelings of relaxation. Regular heroin use changes the functioning of the brain, causing tolerance and dependence. Heroin can be a white or brown powder, or a black sticky substance known as black tar heroin. Heroin can be pure or mixed with fillers or other drugs such as fentanyl. Other common names for heroin include big H, hell dust, dope, horse, junk, and smack.<sup>46</sup>

The 2022 Survey on Drug Use and Health estimates that 0.3% (or 900,000 people) of the population aged 12 and older had a heroin disorder in the past year. Approximately 73,000 utilized heroin for the first time within the 2022 calendar year. Drug overdose deaths involving heroin rose from 1,960 in 1999 to 15,482 in 2017 before trending down to 13,165 deaths in 2020 and 9,173 deaths in 2021.<sup>61</sup> Although nationwide heroin-involved drug use decreased heroin overdose remains a significant problem (see Figure 16).<sup>57</sup>

Heroin can be injected, smoked or snorted.<sup>46</sup> Because heroin is so rapid acting and users do not know the actual strength or purity of the drug, users face a high risk of overdose or death. In particular, heroin that is mixed with fentanyl or carfentanyl has a significantly increased risk of causing overdose or death.<sup>46,51</sup>

### **Oral Implications of Heroin Use/Abuse**

**Dental Caries:** Heroin users have increased numbers of decayed, missing and filled teeth possibly the result of the drug contributing to cravings for sweet foods.<sup>28,31</sup>



\*Among deaths with drug overdose as the underlying cause, the prescription opioid subcategory was determined by the following ICD-10 multiple cause-of-death codes: natural and semi-synthetic opioids (T40.2) or methadone (T40.3). Source: Centers for Disease Control and Prevention, National Center for Health Statistics. Multiple Cause of Death 1999-2021 on CDC WONDER Online Database, released 1/2023.

**Figure 16.** National Overdose Deaths Involving Heroin\*, by other Opioid Involvement, Number Among All Ages, 1999-2021<sup>61</sup>

**Gingival and Periodontal Diseases:** Heroin users demonstrate increased incidence of gingival and periodontal diseases as a result of the lack of personal and professional dental care.<sup>31</sup>

**Other Oral Effects:** Bruxism, fractured teeth, oral fungus, oral viral infections and discoloration of the tongue have been observed in heroin users. In addition, a study published in the Journal of the American Dental Association found that the pattern of decay known as “meth mouth” was characteristic of intravenous heroin users as well.<sup>4,7</sup> Since opioids reduce pain, the associated loss of sensitivity could lead to further complications due to the person ignoring the pain from dental disease.<sup>28</sup>

**Dental Clinician/Patient Communication Regarding Illegal Drug Use**

Patients may not admit they have drug use or dependency issues. The dental clinician must be competent at recognizing signs, especially if a patient is “under the influence.”

When abuse is suspected, management depends on whether or not the patient is

high, shows signs of abuse or whether they are seeking help with a drug problem. As with alcohol, protocols for dealing with patients should be established in the office.

Patients with signs of oral-related pathology should be educated about the conditions. Proper documentation of clinical findings and suspected lifestyle should be included in the patient’s chart. If a drug dependent patient presents for dental treatment and chooses to discuss their current dependency, provide a safe, accepting environment for discussion. Having support materials on hand from a resource such as Narcotics Anonymous (NA) can provide a link to that support system.<sup>23</sup> Further communication suggestions are available at [Partnership to End Addiction](#) and the National Institutes of Health’s [National Institute on Drug Abuse](#).

**Conclusion**

Substance use disorders are a national concern. The dental professional must be aware of the indications of substance use, have the knowledge to recognize and treat dental concerns, and provide the patient with cessation information.

## Course Test Preview

To receive Continuing Education credit for this course, you must complete the online test. Please go to: [www.dentalcare.com/en-us/ce-courses/ce545/test](http://www.dentalcare.com/en-us/ce-courses/ce545/test)

- 1. A dental clinician needs to be observant when treating patients who use drugs, alcohol or tobacco to \_\_\_\_\_.**
  - A. identify lesions in the oral cavity
  - B. increase patient compliance with dental treatment
  - C. avoid heart attacks
  - D. avoid potential medical emergencies
- 2. Most scientists consider addiction to be a \_\_\_\_\_ medical disease involving complex interactions among brain circuits, genetics, the environment and an individual.**
  - A. treatable chronic
  - B. temporary acute
  - C. transitory chronic
  - D. relapsing acute
- 3. Surveyed patients in the \_\_\_\_\_ years of age group, were more likely to lie or withhold information on their medical history regarding drug use, sexual history, and smoking habits, than patients 55 years or older.**
  - A. 17-24
  - B. 25-34
  - C. 35-45
  - D. 46-54
- 4. Men are more likely to lie about how much they drink on a medical history form.**
  - A. True
  - B. False
- 5. The process of moving from one addictive substance to another is called \_\_\_\_\_.**
  - A. binging
  - B. transference
  - C. social using
  - D. redirecting
- 6. The Stages of Substance Abuse are \_\_\_\_\_.**
  - A. Experimentation, Regular to Risky Use, Dependence, Addiction
  - B. Try, Buy, High, Fly
  - C. Experimentation, Psychological Dependence, Physical Dependence, Addiction
- 7. Psychological dependence \_\_\_\_\_.**
  - A. is a behavioral pattern characterized by drug craving and overwhelming desire to obtain a drug supply despite the consequence
  - B. is a state where discontinuation of the drug causes physical symptoms that are relieved by administering the same or similar drug
  - C. causes problems for the user because they can stop using drugs whenever they want

8. \_\_\_\_\_ is approximately 50% responsible for determining if an individual develops an addiction.
- A. Environmental factors
  - B. Cognitive and affective distortions
  - C. Genetic factors
  - D. Cultural influences
9. Tobacco is one of the most widely abused substances in the United States.
- A. True
  - B. False
10. Cigarette smokers are \_\_\_\_ more likely to need root canal therapy than non-smokers.
- A. 20%
  - B. 50%
  - C. 70%
  - D. 100%
11. If not detected early, approximately \_\_\_\_ of people diagnosed with Squamous Cell Carcinoma will die as a result of the cancer or from complications associated with it.
- A. 10%
  - B. 25%
  - C. 50%
  - D. 80%
12. Other names for chewing tobacco include \_\_\_\_\_.
- A. plug, reefer, Mary Jane
  - B. snus, snuff, reefer
  - C. dank, snus, plug
  - D. plug, snuff, snus
13. Electronic Nicotine Delivery Systems are a Federal Drug Administration approved tobacco cessation device.
- A. True
  - B. False
14. \_\_\_\_\_ is now considered the Standard of Care by the American Dental Association and should be incorporated into your dental appointment protocols for substance user and abuser patients.
- A. Caries assessment evaluation
  - B. Electric powered toothbrushes
  - C. Water flossers
15. Oral implications of alcohol abuse include all of the following EXCEPT \_\_\_\_\_.
- A. increased bleeding
  - B. reduced effect of local anesthetics
  - C. increased periodontal disease
  - D. excessive salivation

- 16. The class of prescription drugs most commonly abused is \_\_\_\_\_.**
- A. Central Nervous System Depressants
  - B. Opioid Pain Relievers
  - C. Stimulants Treating Attention Deficit Disorders
  - D. OTC Drugs
- 17. Cannabis smoking may contribute to \_\_\_\_\_.**
- A. periodontal disease, bruxism and caries
  - B. caries, periodontal disease and abscessed teeth
  - C. xerostomia, bruxism and abscessed teeth
  - D. periodontal disease, caries and xerostomia
- 18. Methamphetamine users experience dental caries due to all the following EXCEPT \_\_\_\_\_.**
- A. caustic nature of the drug
  - B. frequent ingestion of high sugar, high caffeine soft drinks
  - C. periodontal disease caused by the drug
  - D. xerostomia produced by the drug
- 19. Oral manifestations of heroin use can include \_\_\_\_\_.**
- A. fungal and viral infections
  - B. bacterial infections
  - C. increased taste sensitivity
  - D. decreased decay rate
- 20. The dental clinician should be aware of the indicators of substance abuse and have the knowledge to recognize and treat dental concerns when treating a patient who has a substance abuse problem.**
- A. True
  - B. False

## References

1. Alcoholics Anonymous. Literature listing. Accessed February 3, 2024.
2. American Dental Association. Oral Analgesics for Acute Dental Pain. 2023 Oct. Accessed February 3, 2024.
3. American Society of Addiction Medicine (ASAM). Quality & Practice. Definition of Addiction. Accessed February 15, 2021.
4. Antoniazzi RP, Palmeira RV, Schöffner C, Dos Santos BZ, Zanatta FB, Feldens CA. Use of crack cocaine increases tooth loss. *Am J Dent*. 2021 Dec; 34(6):317-321.
5. Boyd LD. Tobacco Trends. *Dimensions of Dental Hygiene*. Feb 2017;15(2):50-53. Accessed February 15, 2021.
6. Bricken H. Medical vs. Recreational Marijuana in 2015. *Canna Law Blog*. Harris Bricken. January 5, 2015. Accessed February 15, 2021.
7. Brown C, Krishnan S, Hursh K, et al. Dental disease prevalence among methamphetamine and heroin users in an urban setting: a pilot study. *J Am Dent Assoc*. 2012 Sep;143(9):992-1001. doi: 10.14219/jada.archive.2012.0326.
8. Burkhart NW. Marijuana. *RDH*. 2010;30(8). Accessed February 15, 2021.
9. CDC. National Center for Health Statistics. Current Electronic Cigarette Use Among Adults Aged 18 and Over: United States, 2021. 2023 Jul. Accessed February 3, 2024.
10. CDC. Opioid Overdose. Drug Overdose Deaths. Drug Overdose Deaths Remained High in 2001. Accessed February 3, 2024.
11. CDC. Opioid Overdose. Opioid Data Analysis and Resources. 2021 Jan 25. Accessed February 15, 2021.
12. CDC. Opioid Overdose. Overdose Death Maps. 2020 Nov 20. Accessed February 15, 2021.
13. CDC. Opioid Overdose. U.S. Opioid Dispensing Rate Maps. 2020 Dec 07. Accessed February 15, 2021.
14. CDC. Opioid Overdose. Heroin Overdose Data. 2023 Aug 23. Accessed February 3, 2024.
15. CDC. Smoking & Tobacco Use. Youth and Tobacco Use. 2023 Nov 3. Accessed February 15, 2021.
16. Cuberos M, Chatah EM, Baquerizo HZ, Weinstein G. Dental management of patients with substance use disorder. *Clin Dent Rev*. 2020;4(1):14
17. Danesh D, Paskett ED, Ferketich AK. Disparities in receipt of advice to quit smoking from health care providers: 2010 National Health Interview Survey. *Prev Chronic Dis*. 2014 Jul 31;11:E131. doi: 10.5888/pcd11.140053.
18. Danielson ML, Bohm MK, Newsome K, et al. Trends in Stimulant Prescription Fills Among Commercially Insured Children and Adults – United States, 2016-2021. *Morbidity and Mortality Weekly Report*. 2023;72:327-332. Accessed February 3, 2024.
19. DeNoon D. WebMD Survey: The Lies We Tell Our Doctors. *MedicineNet.com*. 2004 Sep 21. Accessed February 15, 2021.
20. Ditmyer MM, Demopoulos CA, Mobley C. Under the influence. *Dimensions of Dental Hygiene*. July 2013;11(7):40-44. Accessed February 15, 2021.
21. Donaldson M. A Targeted Approach for Managing Nociceptive Orofacial Pain. *Compend Contin Educ Dent*. 2017 May;38(5):334-335.
22. Drugs.com. Alcohol. 2023 Aug 23. Accessed February 3, 2024.
23. Frese PA, McClure EA. Methamphetamine: Implications for the Dental Team. *dentalcare.com*. 2019 Dec 16. Accessed February 3, 2024.
24. Frieda P. Substance Abuse: Considerations for the Oral Health Professional When the Client is Suspected to be Abusing Substances. Course developed for Tennessee Dental Hygienists' Association. 2016 Aug 21. Accessed February 3, 2024.
25. Friedlander AH, Norman DC. Geriatric alcoholism: pathophysiology and dental implications. *J Am Dent Assoc*. 2006 Mar;137(3):330-8. doi: 10.14219/jada.archive.2006.0182.
26. Grinspoon P. Cannabidiol (CBD) — What We Know and What We Don't. *Harvard Health Blog*. Harvard Health Publishing. 2020 Apr 15. Accessed February 15, 2021.

27. Guthrie G. Is vaping safe? 1 in 5 young Americans think so. Cancer.net. 2019 Oct 1. Accessed February 3, 2024.
28. Impact of Drug Use on Oral Health: Drugs that Cause Dental Problems. American Addiction Centers. 2024 Jan 8. Accessed February 3, 2024.
29. Hasin DS, Saha TD, Kerridge BT, et al. Prevalence of Marijuana Use Disorders in the United States Between 2001-2002 and 2012-2013. *JAMA Psychiatry*. 2015;72(12):1235-1242. Accessed February 3, 2024.
30. Hendrick L, Hendrick J. Impact of Cannabis Use on the Provision of Dental Care. *Dimensions of Dental Hygiene*. 2022 Aug; 28-33. Accessed February 3, 2024.
31. Hussain F, Frare RW, Py Berrios KL. Dental Management of Patients with a History of Substance Abuse with Special Consideration for Addicted Pregnant Women and Addicted Dental Care Providers. *Oral Health*. 2013 Mar 01. Accessed February 15, 2021.
32. Korantzopoulos P, Liu T, Papaioannides D, Li G, Goudevenos JA. Atrial fibrillation and marijuana smoking. *Int J Clin Pract*. 2008 Feb;62(2):308-13. doi: 10.1111/j.1742-1241.2007.01505.x. Epub 2007 Nov 21. Accessed February 3, 2024.
33. Krall EA, Abreu Sosa C, Garcia C, Nunn ME, Caplan DJ, Garcia RI. Cigarette smoking increases the risk of root canal treatment. *J Dent Res*. 2006 Apr;85(4):313-7. doi: 10.1177/154405910608500406. Accessed February 3, 2024.
34. Lages EJ, Costa FO, Cortelli SC, Cortelli JR, Cota LO, Cyrino RM, Lages EM, Nobre-Franco GC, Brito JA, Gomez RS. Alcohol Consumption and Periodontitis: Quantification of Periodontal Pathogens and Cytokines. *J Periodontol*. 2015 Sep;86(9):1058-68. Accessed February 3, 2024.
35. Maloney W. The Significance of Illicit Drug Use to Dental Practice. *Webmed Central Dentistry, Drug Abuse* 2010;1(7):WMC00455. doi: doi: 10.9754/journal.wmc.2010.00455. Accessed February 15, 2021.
36. McFarland KK, Giannini PJ, Fung EYK. Addiction and Oral Health Care. *Decisions in Dentistry*. January 2018;4(1):50-53. Accessed February 15, 2021.
37. Mehrotra R, Gupta DK. Exciting new advances in oral cancer diagnosis: avenues to early detection. *Head Neck Oncol*. 2011 Jul 28;3:33. doi: 10.1186/1758-3284-3-33. Accessed February 3, 2024.
38. National Cancer Institute. Fact Sheet, Cigar Smoking & Cancer. Accessed February 15, 2021.
39. National Institute on Alcohol Abuse and Alcoholism: NIAA supports and conducts research on the impact of alcohol use on human health and well-being. 2023. Accessed February 3, 2024
40. National Institute on Drug Abuse. Advancing Addiction Science. Alcohol. Alcohol Use: Statistics & Trends. 2020 Dec 15. Accessed February 15, 2021.
41. National Institute on Drug Abuse. Advancing Addiction Science. Overdose Death Rates. 2021 Jan 29. Accessed February 15, 2021.
42. National Institute on Drug Abuse. Advancing Addiction Science. Prescription and Over-the-Counter Medications. Accessed February 15, 2021.
43. National Institute on Drug Abuse. Advancing Addiction Science. Tobacco/Nicotine and Vaping. Accessed February 15, 2021.
44. National Institute on Drug Abuse. Advancing Addiction Science. National Survey on Drug Use and Health (NSDUH). 2018 Sep 18. Accessed February 15, 2021.
45. National Institute on Drug Abuse. Advancing Addiction Science. Cocaine Research Report. What is Cocaine? 2016 May. Accessed February 3, 2024.
46. National Institute on Drug Abuse. Advancing Addiction Science. Heroin Drug Facts. What is Heroin? 2019 Nov. Accessed February 3, 2024.
47. National Institute of Drug Abuse. Advancing Addiction Science. Cannabis (Marijuana) Drug Facts. What is Marijuana? 2019 Dec. Accessed February 3, 2024.
48. National Institute on Drug Abuse. 2022, Feb 25. A subset of people who abuse prescription opioids may progress to heroin use. February 3, 2024
49. National Institute of Drug Abuse. 2024 Jan 5. Drug Misuse and Addiction. Accessed February 3, 2024

50. National Institute on Drug Abuse: Misuse of Prescription Drugs Research Report. 2020, Jun. Accessed February 3, 2024.
51. National Institutes of Health. Advancing Addiction Science. Media Guide. The Science of Drug Use and Addiction: The Basics. What is drug addiction? 2018 Jul. Accessed February 15, 2021
52. National Institute of Health. Opioid Addiction. 2023 Jul. Accessed February 3, 2024
53. Pitiphat W, Merchant AT, Rimm EB, Joshipura KJ. Alcohol consumption increases periodontitis risk. *J Dent Res*. 2003 Jul;82(7):509-13. doi: 10.1177/154405910308200704. Accessed February 3, 2024.
54. Prud'homme M, Cata R, Jutras-Aswad D. Cannabidiol as an Intervention for Addictive Behaviors: A Systematic Review of the Evidence. *Subst Abuse*. 2015 May 21;9:33-8. doi: 10.4137/SART.S25081. Accessed February 3, 2024.
55. Ralston A. Facts about Smokeless Tobacco. 2016 Jul 18. Accessed February 15, 2021.
56. Rees TD. Oral effects of drug abuse. *Crit Rev Oral Biol Med*. 1992;3(3):163-84. doi: 10.1177/10454411920030030101. Accessed February 3, 2024.
57. Rossman S. Deadly drug overdoses more than double since 1999. *USA TODAY*. 2017 Feb 24. Accessed February 15, 2021.
58. Rucina E, Stein M, Kayserman, S, Brydon, K. Identifying Substance Abuse in the Dental Setting. *Dimensions of Dental Hygiene*. 2023 Oct; 36-41. Accessed February 3, 2024
59. Stahl V, Vasudevan K. Comparison of Efficacy of Cannabinoids versus Commercial Oral Care Products in Reducing Bacterial Content from Dental Plaque: A Preliminary Observation. *Cureus*. 2020 Jan 29;12(1):e6809. doi: 10.7759/cureus.6809. Accessed February 3, 2024.
60. Substance Abuse and Mental Health Services Administration. The National Survey on Drug Use and Health: 2019. Rockville, MD. 2020 Sep. Accessed February 15, 2021.
61. Substance Abuse and Mental Health Services Administration. The National Survey on Drug Use and Health: 2022. Rockville, MD. 2023 Nov. Accessed February 3, 2024.
62. Substance Abuse and Mental Health Services Administration. Key Substance Use and Mental Health Indicators in the United States: Results from the 2018 National Survey on Drug Use and Health. Rockville, MD. 2019 Aug. Accessed February 15, 2021.
63. Lipari RN, Hedden SL, Hughes A. Substance Use and Mental Health Estimates from the 2013 National Survey on Drug Use and Health: Overview of Findings. 2014 Sep 4. In: *The CBHSQ Report*. Rockville (MD): Substance Abuse and Mental Health Services Administration (US); 2013.
64. Substance Abuse and Mental Health Services Administration. Results from the 2010 National Survey on Drug Use and Health: Summary of National Findings. Rockville, MD. 2011 Sep. Accessed February 15, 2021.
65. Thomson WM, Poulton R, Broadbent JM, Moffitt TE, Caspi A, Beck JD, Welch D, Hancox RJ. Cannabis smoking and periodontal disease among young adults. *JAMA*. 2008 Feb 6;299(5):525-31. doi: 10.1001/jama.299.5.525. Accessed February 3, 2024.
66. Thornhill MH, Suda KJ, Durkin MJ, Lockhart PB. Is it time US dentistry ended its opioid dependence? *J Am Dent Assoc*. 2019 Oct;150(10):883-889. doi: 10.1016/j.adaj.2019.07.003. Accessed February 3, 2024.
67. U.S. Department of Health & Human Services. Addiction and Substance Misuse Reports and Publications. 2019 Aug 29. Accessed February 15, 2021.
68. U.S. Department of Health & Human Services. Facing Addiction in America: The Surgeon General's Report on Alcohol, Drugs, and Health - Full Report. 2016 Nov. Accessed February 15, 2021.
69. U.S. Department of Health & Human Services. Facing Addiction in America: The Surgeon General's Spotlight on Opioids. 2019 Jun 12. Accessed February 15, 2021.
70. US Department of Justice, Recognizing the Drug Abuser. Accessed February 3, 2024.
71. United States Drug Enforcement Administration. Spice/K2 Synthetic Marijuana. Accessed February 3, 2024.
72. U.S. Food & Drug. Results from the Annual National Youth Tobacco Survey. 2023 Nov 2. Accessed February 3, 2024



73. U.S. Food & Drug. Vaporizers, E-Cigarettes, and other Electronic Nicotine Delivery Systems (ENDS). 2020 Sep 17. Accessed February 15, 2021.
74. Wilson N, Kariisa M, Seth P, Smith H 4th, Davis NL. Drug and Opioid-Involved Overdose Deaths - United States, 2017-2018. MMWR Morb Mortal Wkly Rep. 2020 Mar 20;69(11):290-297. doi: 10.15585/mmwr.mm6911a4. Accessed February 15, 2021.
75. Wondering what the law is in your state? DISA Global Solutions. 2021 Feb. Accessed February 15, 2021.
76. Winters KC, Lee C-YS. Likelihood of developing an alcohol and cannabis use disorder during youth: association with recent use and age. Drug Alcohol Depend. 2008;92(1-3):239-247. Accessed February 3, 2024
77. Zaremski E. The More You Booze, The More You Lose. dentalproductsreport.com-2012-02-01, Issue 2. 2012 Mar 21. Accessed February 15, 2021.

### **Additional Resources**

- [\*Alcoholics Anonymous\*](#)
- [\*A Student's Guide to Recognizing Disorders, Seeking Help and Promoting Wellness\*](#)
- [\*American Council for Drug Education\*](#)
- [\*Balancing Student Stress\*](#)
- [\*Centers for Disease Control and Prevention\*](#)
- [\*Community Anti-Drug Coalitions of America\*](#)
- [\*Council for Prevention\*](#)
- [\*Department of Health and Human Services\*](#)
- [\*Above the Influence\*](#)
- [\*Geriatric Mental Health Foundation: Substance Abuse and Misuse Among Older Adults\*](#)
- [\*GRASP\*](#)
- [\*Medicare by State\*](#)
- [\*Methamphetamine Treatment Project\*](#)
- [\*Narconon International\*](#)
- [\*National Addiction Rehab Locator\*](#)
- [\*National Institute on Drug Abuse \(NIDA\)\*](#)
- [\*NIDA for Teens\*](#)
- [\*Office of Community Oriented Policing\*](#)
- [\*Ohio Department of Mental Health and Addiction Services\*](#)
- [\*Substance Abuse in College Students\*](#)
- [\*U.S. Drug Enforcement Administration\*](#)
- [\*Withdrawal.org\*](#)

## About the Authors



### **Patricia A. Frese, RDH, MEd**

Patricia Frese is Professor Emerita of the University of Cincinnati Blue Ash College Cincinnati, Ohio. She has been in education since 1980. She is a 1976 graduate of the dental hygiene program at Raymond Walters College (now UC Blue Ash). She has private practice experience in general, research and periodontal practice settings. She has presented on a variety of topics at professional meetings. Pat is an active member of the American Dental Hygienists' Association.

Email: [patricia.frese@uc.edu](mailto:patricia.frese@uc.edu)



### **Elizabeth McClure, RDH, MEd**

Elizabeth (Biz) McClure is Professor of Dental Hygiene at the University of Cincinnati Blue Ash College, Cincinnati, Ohio, where she has taught since 1990. She graduated from the Raymond Walters College (now UC Blue Ash) dental hygiene program in 1984 and has worked in general practice and research. She is an active member of the American Dental Hygienists' Association. She has presented a variety of topics at professional meetings.

Email: [mcclurea@uc.edu](mailto:mcclurea@uc.edu)