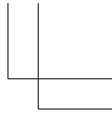
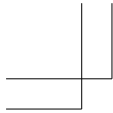


Quick Guide

Nokia 215 Dual SIM
Nokia 215
Nokia 222 Dual SIM
Nokia 222


RM-1110
RM-1111
RM-1136
RM-1137

9265234 Issue 1.1 EN




For your safety


Read these simple guidelines. Not following them may be dangerous or against local laws and regulations. For further info, read the complete user guide.

 **SWITCH OFF IN RESTRICTED AREAS**
Switch the device off when mobile phone use is not allowed or when it may cause interference or danger, for example, in aircraft, in hospitals or near medical equipment, fuel, chemicals, or blasting areas. Obey all instructions in restricted areas.


 **ROAD SAFETY COMES FIRST**
Obey all local laws. Always keep your hands free to operate the vehicle while driving. Your first consideration while driving should be road safety.


 **INTERFERENCE**
All wireless devices may be susceptible to interference, which could affect performance.

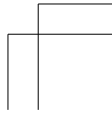
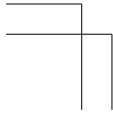
 **QUALIFIED SERVICE**
Only qualified personnel may install or repair this product.

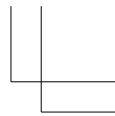
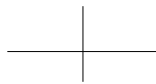
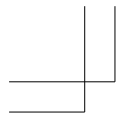
 **BATTERIES, CHARGERS, AND OTHER ACCESSORIES**
Use only batteries, chargers, and other accessories approved by HMD Global for use with this device. Do not connect incompatible products.

 **KEEP YOUR DEVICE DRY**
Your device is not water-resistant. Keep it dry.

 **PROTECT YOUR HEARING**
To prevent possible hearing damage, do not listen at high volume levels for long periods. Exercise caution when holding your device near your ear while the loudspeaker is in use.

 **SAR**
This device meets RF exposure guidelines when used either in the normal use position against the ear or when positioned at least 1.5 centimetres (5/8 inch) away from the body. The specific

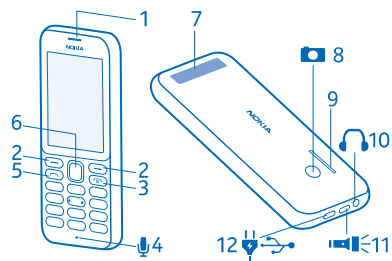




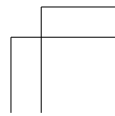
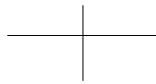
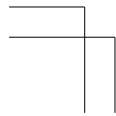
maximum SAR values can be found in the Certification Information (SAR) section of this user guide. For more info, go to www.sar-tick.com.

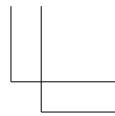
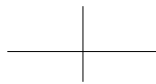
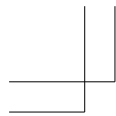
When a carry case, belt clip or other form of device holder is used for body-worn operation, it should not contain metal and should provide at least the above-stated separation distance from the body. Note that mobile devices may be transmitting even if you are not making a voice call.

Keys and parts





- 1 Earpiece
- 2 Selection keys
- 3 End/Power key
- 4 Microphone
- 5 Call key
- 6 Scroll key
- 7 Antenna area





- 8 Camera lens. Before using the camera, remove the protective tape from the lens.
- 9 Loudspeaker
- 10 Headphone connector (3.5 mm)
- 11 Flashlight
- 12 Charger connector

To lock the keys, quickly press , and select **Lock**.


To unlock the keys, quickly press , and select **Unlock**.

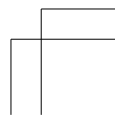
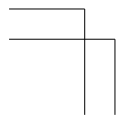
Avoid touching the antenna area while the antenna is in use. Contact with antennas affects the communication quality and may reduce battery life due to higher power level during operation.

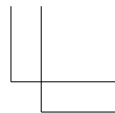
Do not connect to products that create an output signal, as this may damage the device. Do not connect any voltage source to the audio connector. If you connect an external device or headset, other than those approved for use with this device, to the audio connector, pay special attention to volume levels.

Parts of the device are magnetic. Metallic materials may be attracted to the device. Do not place credit cards or other magnetic storage media near the device, because info stored on them may be erased.

Some of the accessories mentioned in this user guide, such as charger, headset, or data cable, may be sold separately.

 **Note:** You can set the phone to ask for a security code. The pre-set code is 12345. Change it to protect your privacy and personal data. Note,





however, that when you change the code, you need to remember the new code, as HMD Global is not able to open or bypass it.

Insert the SIM, memory card, and battery

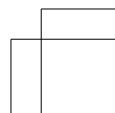
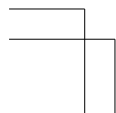
! **Important:** This device is designed to be used with a standard SIM card (see figure) only. Use of incompatible SIM cards may damage the card or the device, and may corrupt data stored on the card. Please consult your mobile operator for the use of a SIM card that has a mini-UICC cutout.

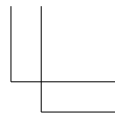
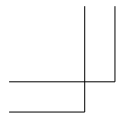


Use only compatible memory cards approved for use with this device. Incompatible cards may damage the card and the device and corrupt data stored on the card.

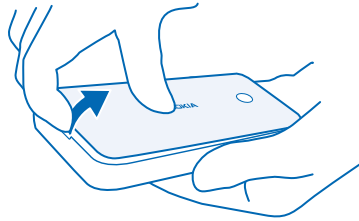


! **Note:** Switch the device off and disconnect the charger and any other device before removing any covers. Avoid touching electronic components while changing any covers. Always store and use the device with any covers attached.

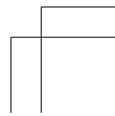
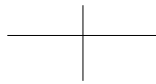
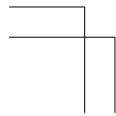
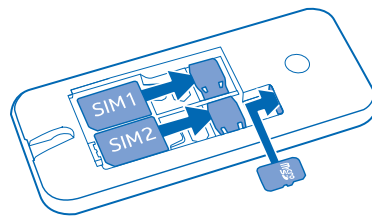




1. Press the back cover with your thumb, carefully lift the bottom edge of the back cover with your fingers, and remove the cover.



2. If the battery is in the phone, lift it out.
3. Slide the SIM in with the contact area face down.
For dual SIM only: If you have a second SIM, insert it in the same way. If you have a memory card, insert it in the memory card slot.





Both SIM cards are available at the same time when the device is not being used, but while one SIM card is active, for example, making a call, the other may be unavailable.

4. Line up the battery contacts, and put the battery in.

5. Replace the back cover.

Remove the SIM card

Open the back cover, remove the battery, and slide the SIM out.

Remove the memory card

Open the back cover, remove the battery, and pull the memory card out.

Switch your phone on

Press and hold the power key.

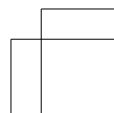
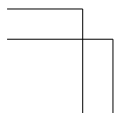
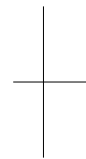
Charge the battery

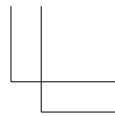
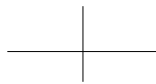
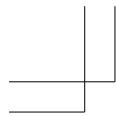
1. Plug the charger into a wall outlet.
2. Connect the charger to the phone. When done, unplug the charger from the phone, then from the wall outlet.

If the battery is completely discharged, it may take several minutes before the charging indicator is displayed.

For dual SIM only: Set which SIM card to use

1. Select **Menu > Settings > Connectivity > Dual SIM**.





2. To choose which SIM to use for calls, select **Call**, switch **Always ask** to **Off**, and select **Preferred SIM**.
3. To choose which SIM to use for messages, select **Messaging**, switch **Always ask** to **Off**, and select **Preferred SIM**.
4. To choose which SIM to use for mobile data, switch **Mobile data connection** to **On**, and select **Mobile data** > **Preferred SIM**.

Make a call

1. Type in the phone number.
To type in the + character, used for international calls, press * twice.
2. Press . If asked, select which SIM to use.
3. To end the call, press .

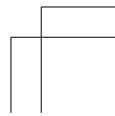
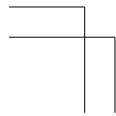
Answer a call

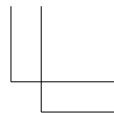
Press .

Send and receive messages

1. Select **Menu** > **Messaging** > **Create message**.
2. Type in a phone number, or select **Add** and a recipient from your contacts list.
3. Write your message.
4. Select **Send**. If asked, select which SIM to use.

You can send text messages that are longer than the character limit for a single message. Longer messages are sent as two or more messages. Your service provider may charge accordingly. Characters with accents, other marks, or some language options,





take more space, and limit the number of characters that can be sent in a single message.

Read a message

On the lock screen, select **Read**.

Browse the web

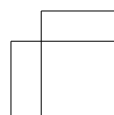
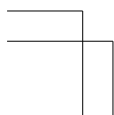
1. Select **Menu > Internet > Edit**.
2. Write a web address, and select **OK**.

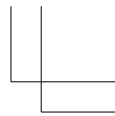
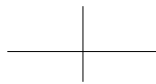
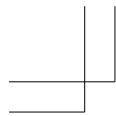
Remove private content from your phone

When removing private content from your phone, pay attention to whether you are removing content from the phone memory or the SIM card.

1. To remove all your messages, select **Menu > Messaging > Options > Delete more > Options > Choose all**.
2. To remove all your contacts, select **Menu > Contacts > Options > Delete contacts > Options > Choose all**.
3. To remove your call info, select **Menu > Call log > Clear call log > All calls**.
4. Check that all your personal content has been removed.

The content and info stored on the memory card is not removed.





Remove all content from your phone and restore the original settings

To reset your phone to its original settings and to remove all your data, on the home screen, type in ***#7370#**.

After-sales policy

If you need assistance after you've bought your phone, contact the store where you bought it for help and advice. Keep your receipt as proof of purchase for warranty purposes.



Find your model number and serial number (IMEI)

If you need to contact your care point or your service provider, you may need info such as the model number and the serial number (IMEI). To see the model number, dial ***#0000#**. To see the serial number, dial ***#06#**. You can also find the info on your phone label, which is located under the battery.

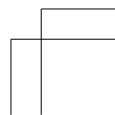
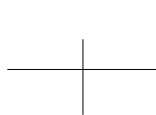
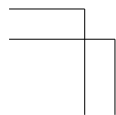


Product and safety info

For info on HMD Global Privacy Policy, go to www.nokia.com/mobile-privacy. For the online user guide, even more info, and troubleshooting help, go to www.nokia.com/mobile-support.

Network services and costs

You can only use your device on the GSM 900, 1800 MHz networks (RM-1110/RM-1111/RM-1136/RM-1137). You need a subscription with a service provider. Using some features and services, or downloading content, including free items, require a network connection. This may cause the transfer





of large amounts of data, which may result in data costs. You may also need to subscribe to some features.

Emergency calls

! **Important:** Connections in all conditions cannot be guaranteed. Never rely solely on any wireless phone for essential communications like medical emergencies.

Before making the call:

- Switch the phone on.
- If the phone keys are locked, unlock them.
- Move to a place with adequate signal strength.

1. Press the end key repeatedly, until the home screen is shown.
2. Type in the official emergency number for your present location. Emergency call numbers vary by location.
3. Press the call key.

4. Give the necessary info as accurately as possible. Do not end the call until given permission to do so.

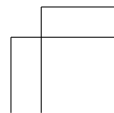
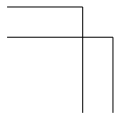
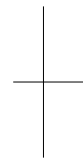
You may also need to do the following:

- Put a SIM card in the phone.
- If your phone asks for a PIN code, type in the official emergency number for your present location, and press the call key.
- Switch the call restrictions off in your phone, such as call barring, fixed dialling, or closed user group.
- To make an emergency call during the first start-up, select **Options > Make emergency call**.

Take care of your device

Handle your device, battery, charger and accessories with care. The following suggestions help you keep your device operational.

- Keep the device dry. Precipitation, humidity, and all types of liquids or moisture can contain minerals that corrode electronic circuits. If your device gets wet, remove the battery, and let the device dry.
- Do not use or store the device in dusty or dirty areas.
- Do not store the device in high temperatures. High temperatures may damage the device or battery.
- Do not store the device in cold temperatures. When the device warms to its normal temperature, moisture can form inside the device and damage it.
- Do not open the device other than as instructed in the user guide.
- Unauthorised modifications may damage the device and violate regulations governing radio devices.





- Do not drop, knock, or shake the device or the battery. Rough handling can break it.
- Only use a soft, clean, dry cloth to clean the surface of the device.
- Do not paint the device. Paint can prevent proper operation.
- For optimal performance, switch the device off and remove the battery from time to time.
- Keep the device away from magnets or magnetic fields.
- To keep your important data safe, store it in at least two separate places, such as your device, memory card, or computer, or write down important info.

Recycle



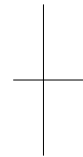
Always return your used electronic products, batteries, and packaging materials to dedicated collection points. This way you help prevent uncontrolled waste disposal and promote the recycling of materials. All materials of the device can be recovered as materials and energy.



Crossed-out wheeled-bin symbol

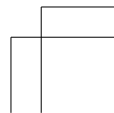
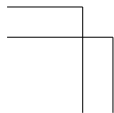


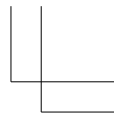
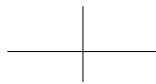
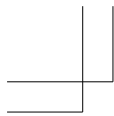
The crossed-out wheeled-bin symbol on your product, battery, literature, or packaging reminds you that all electrical and electronic products and batteries must be taken to separate collection at the end of their working life. Do not dispose of these products as unsorted municipal waste: take them for recycling. For info on your nearest recycling point, check with your local waste authority, or go to www.nokia.com/mobile-support.



Battery and charger info

Use your device only with an original BL-5C rechargeable battery. Charge your device with AC-18 charger. Charger plug type may vary. HMD Global may make additional battery or charger models available for this device.





Battery and charger safety

Always switch the device off and unplug the charger before removing the battery. To unplug a charger or an accessory, hold and pull the plug, not the cord.

When your charger is not in use, unplug it. If left unused, a fully charged battery will lose its charge over time.

Always keep the battery between 15°C and 25°C (59°F and 77°F) for optimal performance. Extreme temperatures reduce the capacity and lifetime of the battery. A device with a hot or cold battery may not work temporarily.

Accidental short-circuiting can happen when a metallic object touches the metal strips on the battery. This may damage the battery or the other object.

Do not dispose of batteries in a fire as they may explode. Obey local regulations. Recycle when possible. Do not dispose as household waste.

Do not dismantle, cut, crush, bend, puncture, or otherwise damage the battery in any way. If a battery leaks, do not let liquid touch skin or eyes. If this happens, immediately flush the affected areas with water, or seek medical help. Do not modify, attempt to insert foreign objects into the battery, or immerse or expose it to water or other liquids. Batteries may explode if damaged.

Use the battery and charger for their intended purposes only. Improper use, or use of unapproved or incompatible batteries or chargers may present a risk of fire, explosion, or other hazard, and may invalidate any approval or warranty. If you believe the battery or charger is damaged, take it to a service centre or your phone dealer before continuing to use it. Never use a damaged battery or charger. Only use the charger indoors. Do not charge your device during a lightning storm.

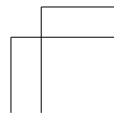
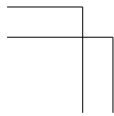


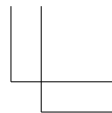
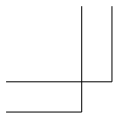
Small children

Your device and its accessories are not toys. They may contain small parts. Keep them out of the reach of small children.

Medical devices

Operation of radio transmitting equipment, including wireless phones, may interfere with inadequately shielded medical devices' function. Consult a physician or the medical device's manufacturer to determine if it is adequately shielded from external radio energy.





Implanted medical devices

To avoid potential interference, manufacturers of implanted medical devices recommend a minimum separation of 15.3 centimetres (6 inches) between a wireless device and the medical device. Persons who have such devices should:

- Always keep the wireless device more than 15.3 centimetres (6 inches) from the medical device.
- Not carry the wireless device in a breast pocket.
- Hold the wireless device to the ear opposite the medical device.
- Switch the wireless device off if there is any reason to suspect that interference is taking place.
- Follow the manufacturer directions for the implanted medical device.

If you have any questions about using your wireless device with an implanted medical device, consult your health care provider.



Hearing

Warning: When you use the headset, your ability to hear outside sounds may be affected. Do not use the headset where it can endanger your safety.

Some wireless devices may interfere with some hearing aids.

Nickel

The surface of this device is nickel-free.

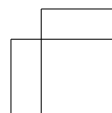
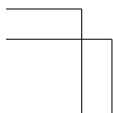
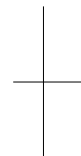
Vehicles

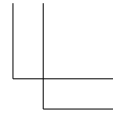
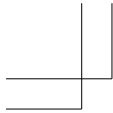
Radio signals may affect improperly installed or inadequately shielded electronic systems in vehicles. For more info, check with the manufacturer of your vehicle or its equipment.

Only qualified personnel should install the device in a vehicle. Faulty installation may be dangerous and invalidate your warranty. Check regularly that all wireless device equipment in your vehicle is mounted and operating properly. Do not store or carry flammable or explosive materials in the same compartment as the device, its parts, or accessories. Do not place your device or accessories in the air bag deployment area.

Potentially explosive environments

Switch your device off in potentially explosive environments, such as near petrol pumps. Sparks may cause an explosion or fire resulting in injury or death. Note restrictions in areas with fuel; chemical plants;





or where blasting operations are in progress. Areas with a potentially explosive environment may not be clearly marked. These usually are areas where you are advised to switch your engine off, below deck on boats, chemical transfer or storage facilities, and where the air contains chemicals or particles. Check with the manufacturers of vehicles using liquefied petroleum gas (such as propane or butane) if this device can be safely used in their vicinity.

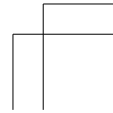
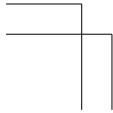
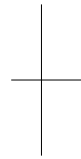
Certification information (SAR)

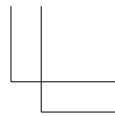
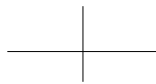
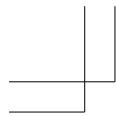
This mobile device meets international guidelines for exposure to radio waves.

Your mobile device is a radio transmitter and receiver. It is designed not to exceed the limits for exposure to radio waves (radio frequency electromagnetic fields), recommended by international guidelines from the independent scientific organization ICNIRP. These guidelines incorporate substantial safety margins that are intended to assure the protection of all persons regardless of age and health. The exposure guidelines are based on the Specific Absorption Rate (SAR), which is an expression of the amount of radio frequency (RF) power deposited in the head or body when the device is transmitting. The ICNIRP SAR limit for mobile devices is 2.0 W/kg averaged over 10 grams of tissue.

SAR tests are carried out with the device in standard operating positions, transmitting at its highest certified power level, in all its frequency bands. The maximum recorded SAR values for this device are:

	Maximum SAR value	Frequency bands used when Maximum SAR value was recorded
When held against the head	1.11 W/kg (RM-1110/RM-1111/RM-1136/RM-1137) over 10g	4-slot GPRS900 (RM-1110/RM-1111/RM-1136/RM-1137)
When operated at a separation distance of 1.5 centimetres	0.62 W/kg (RM-1110/RM-1111), 0.62 W/kg	4-slot GPRS900 (RM-1110/RM-1111/RM-1136/RM-1137)





(5/8 inch) from the body	(RM-1136/RM-1137) over 10g
--------------------------	----------------------------

This device meets RF exposure guidelines when used against the head or when positioned at least 1.5 centimetres (5/8 inch) away from the body. When a carry case, belt clip or other form of device holder is used for body-worn operation, it should not contain metal and should provide at least the above stated separation distance from the body. To send data or messages, a good connection to the network is needed. Sending may be delayed until such a connection is available. Follow the separation distance instructions until the sending is finished.

During general use, the SAR values are usually well below the values stated above. This is because, for purposes of system efficiency and to minimise interference on the network, the operating power of your mobile is automatically decreased when full power is not needed for the call. The lower the power output, the lower the SAR value. Device models may have different versions and more than one value. Component and design changes may occur over time and some changes could affect SAR values.



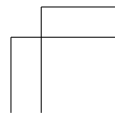
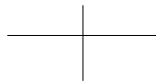
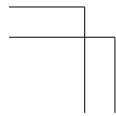
The World Health Organization (WHO) has stated that current scientific information does not indicate the need for any special precautions when using mobile devices. If you are interested in reducing your exposure, they recommend you limit your usage or use a hands-free kit to keep the device away from your head and body. For more information and explanations and discussions on RF exposure, go to the WHO website at www.who.int/peh-emf/en.

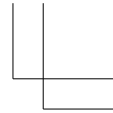
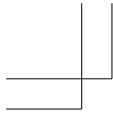
Copyrights and other notices

Declaration of Conformity

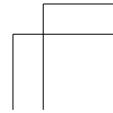
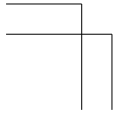
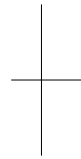
CE 0168

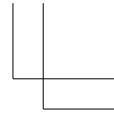
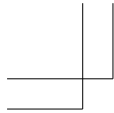
Hereby, HMD Global Oy (Ltd.) declares that this RM-1110, RM-1111, RM-1136 or RM-1137 product is in compliance with the essential requirements and other relevant provisions of Directive 1999/5/EC.





A copy of the Declaration of Conformity can be found at www.nokia.com/mobile-declaration-of-conformity.
 The availability of products, features, apps and services may vary by region. For more info, contact your dealer or your service provider.
 This device may contain commodities, technology or software subject to export laws and regulations from the US and other countries.
 Diversion contrary to law is prohibited.
 The contents of this document are provided "as is". Except as required by applicable law, no warranties of any kind, either express or implied, including, but not limited to, the implied warranties of merchantability and fitness for a particular purpose, are made in relation to the accuracy, reliability or contents of this document.
 HMD Global reserves the right to revise this document or withdraw it at any time without prior notice.
 To the maximum extent permitted by applicable law, under no circumstances shall HMD Global or any of its licensors be responsible for any loss of data or income or any special, incidental, consequential or indirect damages howsoever caused.
 Reproduction, transfer or distribution of part or all of the contents in this document in any form without the prior written permission of HMD Global is prohibited. HMD Global operates a policy of continuous development. HMD Global reserves the right to make changes and improvements to any of the products described in this document without prior notice.
 HMD Global does not make any representations, provide a warranty, or take any responsibility for the functionality, content, or end-user support of third-party apps provided with your device. By using an app, you acknowledge that the app is provided as is. Downloading of maps, games, music and videos and uploading of images and videos may involve transferring large amounts of data. Your service provider may charge for the data transmission. The availability of particular products, services and features may vary by region.
 Please check with your local dealer for further details and availability of language options.
 Manufacturer and/or importer in EU: HMD Global Oy, Karaportti 2, 02610 Espoo, Finland. Nokia is a registered trademark of Nokia Corporation.





The Bluetooth word mark and logos are owned by the Bluetooth SIG, Inc. and any use of such marks by HMD Global Oy is under license.

This product includes open source software. For applicable copyright and other notices, permissions, and acknowledgements, select #6774# on the home screen.

Manufacturer's limited warranty

1. General

This product ("Product") manufactured by HMD Global Oy (Ltd.) (hereinafter "Manufacturer") is covered by Limited Warranty ("Warranty") which is applicable in the country of sales at the point of purchase.

This Warranty is distinct from any statutory rights under any mandatory consumer protection laws of your country applicable to you. It is intended to grant you specific, and as the case may be, additional rights, within the limits of what is permissible under such law, and does not limit the rights you may have under applicable statutory product warranty provisions. You may have other rights based on local laws during or after the Warranty period. These rights are not excluded by this Warranty.

2. Warranty

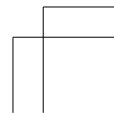
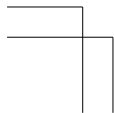
From the date the Product is sold to an end-user for the first time, as evidenced by the original proof of purchase, Manufacturer warrants the Product is free from defects in materials and workmanship ("Defect") as follows:

1 Twenty four (24) months for the main device;

2 Six (6) months for the battery and charger.

unless otherwise specified in the product user guide.

During the warranty period any valid Defect in the Product will be remedied in a reasonable time free of charge by replacing the





defective Product or the defective part through the seller or the seller's point of sale, from where the Product has been purchased. When replacing your Product, Manufacturer may use new or re-conditioned parts or products.

For any further information related to your Product visit

www.nokia.com/mobile-support/

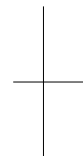
When making a Limited Warranty claim, you must present:

- (a) The Product (or affected part thereto)
- (b) The legible and unmodified original proof of purchase, which clearly indicates the name and the address of the seller, the place and date of purchase, the product type and the serial number.

To the fullest extent permitted by applicable law, no repair or replacement will renew or extend the warranty period. Original or replacement parts or replacement Products provided under this Warranty will be covered by this Warranty for the remainder of the original warranty period or for sixty (60) days from the date of repair or replacement, whichever is longer.

The Product or all parts of your Product that have been replaced become seller's property.

Manufacturer does not warrant that software preinstalled by or behalf of Manufacturer in the Product (or subsequent updates and upgrades) (together "Manufacturer software") will meet your requirements, work in combination with any hardware or software not provided by Manufacturer, is uninterrupted or error free or that errors are correctable or will be corrected. For Manufacturer software related errors, Manufacturer will make available the latest version of the Manufacturer software for reinstallation on your Product or, if that would not be possible, another remedy, which in Manufacturer's reasonable discretion, satisfactorily addresses the error. Some Manufacturer software may be subject to separate license terms that are available with the software.

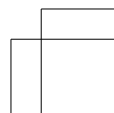
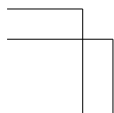


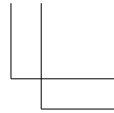
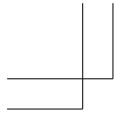
Please always back up all data and content stored on your Product before taking your Product in for replacement since all data in your Product will be lost.

3. What this warranty does not cover

Manufacturer does not provide any warranty for the following:

- 1 User guides;
- 2 Any (i) third party software, settings, content, data, or links installed or downloaded onto your Product at any time, or (ii) Manufacturer and





third party services or enabling clients even if preinstalled by Manufacturer (please read the terms and conditions that may accompany the services as those will define your rights and obligations);

3 Any (i) normal wear and tear, (ii) reduced charging capacity of the battery resulting from its natural end of life process, (iii) or pixel defects in your Product's display that are within the scope of industry standards;

4 SIM card and/or any cellular or other networks or system on which your Product operates; or

5 Errors or damage caused by: (a) misuse or not using your Product in accordance with the user guide, such as if the Product has been exposed to moisture, to dampness or to extreme thermal or environmental conditions or to rapid changes in such conditions, to corrosion, to oxidation, to spillage of food or liquid or to influence from chemical products,, (b) using your Product with, or connecting it to, any product, accessory, software, or service not manufactured or supplied by Manufacturer, (c) any products combined with your Product by a third party, (d) damage or errors caused by hacking, cracking, viruses, or other malware, or by unauthorised access to services, accounts, computer systems or networks; or (e) other acts beyond Manufacturer's reasonable control.

This Warranty is not valid:

1 Outside of the country of sales;

2 If your Product, or the software it runs on, has been (a) opened, modified, or repaired without Manufacturer's authorisation, or (b) repaired with unauthorised spare parts;

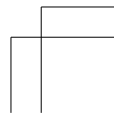
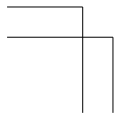
3 If your Product's serial number, the mobile accessory date code, or the IMEI number has been removed, erased, defaced, altered or if these are illegible in any way; or

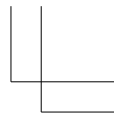
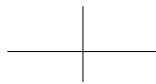
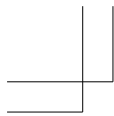
4 If you refuse to give possession of the Product to Manufacturer for repair and investigation.

If this Warranty does not cover your Product or the issue based on which it requires Warranty service, Manufacturer reserves the right to charge for the replacement of your Product, as well as a handling fee.

4. Limitation of Manufacturer's liability

To the extent permitted by applicable law(s), Manufacturer shall not under any circumstances be liable, either expressly or implicitly, for any





1 Damages or losses of any kind whatsoever resulting from or relating to loss of, damage to, or corruption of, content or data or the recreation or transfer thereof even if such loss, damage, or corruption was a result of a Defect in your Product; and/or
2 Loss of profit, products or functionality, business, contracts, revenues or anticipated savings, increased costs or expenses, or for any indirect, consequential or special loss or damage.
To the extent permitted by applicable law, Manufacturer's liability shall be limited to the purchase value of your Product.
The limitations in this clause 4 shall not apply in case of Manufacturer's negligence or intentional misconduct or in case of death or personal injury resulting from Manufacturer's proven negligence.

5. Other important notices

Please ensure your operator has removed any SIM-locks (or other equivalent mechanisms that may lock your Product to a specific network or operator) prior to delivering your Product for replacement. Your Product may contain country specific elements, including software. The warranty services available in a particular country may be limited to the Products and country specific elements available in that country. Also, if your Product has been re-exported from its original destination to another country, your Product may contain country specific elements that are not considered a defect under this Warranty even if it would not be operational.
HMD Global Oy (Ltd.), Karaportti 2, 02610 Espoo, Finland

