

YOOBEE



# CERTIFICATE IN INTERIOR DESIGN

TIWHIKETE I TE HOAHOA ROTO

M I C R O - C R E D E N T I A L

L E V E L 5

**Kia Ora,**

Welcome to the **Certificate in Interior Design (Micro-credential)** at Yoobee.

*Nau mai ki te Tiwhikete i te Hoahoa Roto i Yoobee.*

Get prepared to transform your creative ideas into reality with this 7-week introductory Interior Design course. Take your skills to the next level and add value to your property.

We are excited to be a part of your Interior Design journey! Get started >



### **100% REMOTE LEARNING**

Delivered live online by an experienced industry expert.



### **100% PRACTICAL SKILLS**

After this course, you will be able to apply Interior Design concepts at an industry level.

**NZQA APPROVED**

# WHAT DOES INTERIOR DESIGN COVER?

## LAYOUT

The layout of a project is the positioning of equipment, furniture, and objects, whether fixed or mobile, in the space that is being designed.

## FURNITURE

Furniture directly influences the quality of any interior design project. It is the designer's job to ensure the choices will work and function in the space. Attention to the choice of each piece of furniture is crucial.

## COMFORT & ERGONOMICS

Comfort covers the aesthetics of the space, the environment it creates, accessibility, and how it is visually perceived. Ergonomics allows spaces to be designed with consideration to the characteristics of inhabitants.

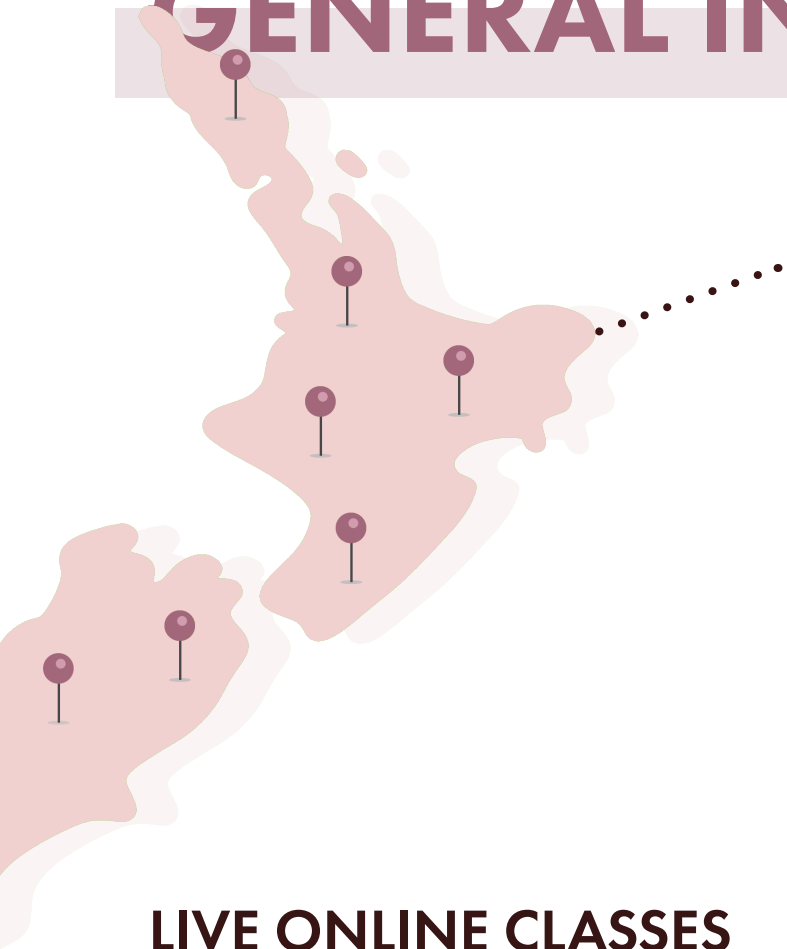
## MATERIAL & COATINGS

The composition of each material and the effect this has on the environment. Factors such as origin, durability and recyclability come into play.

(Arch Daily, 2020)



# GENERAL INFORMATION



REMOTE LEARNING

7

CREDITS

7

WEEKS

2

EVENINGS PER WEEK

## LIVE ONLINE CLASSES

Live online classes are a friendly and supportive alternative to watching video tutorials — you're able to ask questions and receive answers from an experienced industry professional.

For online learning, you will need a computer that has access to reliable internet, a web cam, and a microphone.

## FEES

**Domestic Students:**  
\$490.00  
(incl. GST)

**International Students:**  
\$1,575.00 tuition fee + \$447.50  
registration fee (incl. GST)

# WHAT YOU'LL LEARN

6 HOURS	TIMETABLED WITH TUTOR
4 HOURS	SELF-DIRECTED LEARNING
10 HOURS	TOTAL LEARNING PER WEEK

This course will give you an introduction to the principles and processes of Interior Design. You'll learn design history, explore materials, look at trends, and be able to develop research for a design solution.

## After completion, you will be able to:

- Use the foundation knowledge learnt in this course to apply Interior Design principles to small-scale projects
- You will also be fully equipped for further study at higher levels (Level 5 and 6)


## MODULE 1 /KŌWAE TUATAHI: INTERIOR DESIGN PRINCIPLES & PROCESS

Introduction to the Interior Design principles and design processes. Learn about design history, influences, and trends in the market. Dive into materials, methods & techniques and take a look at a design brief.

## MODULE 2 /KŌWAE TUARUA: DESIGN SOLUTION

Develop a design solution by working to a design brief, creating mood boards and producing ideas and concepts. An introduction to perspective drawings and techniques, floor plans and scale drawings.

# MEET OUR INDUSTRY EXPERT, **LAUREN SCOTT**



## **YOUR INTERIOR DESIGN TUTOR**

Lauren currently works as a Senior Commercial Designer at Outline Design, specialising in workspace design. After graduating from Durban University of Technology in South Africa, she worked in the commercial design industry for 5 years before moving to New Zealand at the end of 2013. Lauren has many years' experience as an Interior Design Lecturer both in NZ and in South Africa. Passionate about functional and spatial design, Lauren has 7 years commercial experience and 12 years overall as an Interior Designer.



# STUDENT TESTIMONIALS

## + STUDENT WORK ▶

"I really enjoyed this course. I was completely new to the world of interior design and feel that the course has not only provided a fantastic introduction to interior design, but also a good grounding and understanding. The classroom environment was so supportive as was our tutor, Lauren. The feedback from Lauren was instrumental in understanding and correctly applying the design techniques and skills learnt. Thank you!"

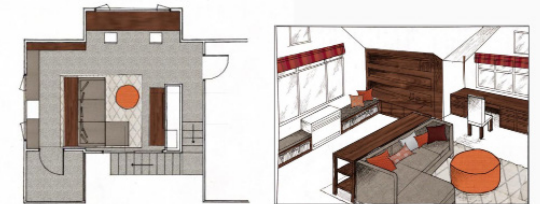
— Marissa Gonzales, Certificate in Interior Design, 2021

"So, so, grateful that Yoobee offered this micro-credential in Interior Design. No one else in NZ is offering the opportunity to develop your skills in 7 weeks and be employable at an entry level in the industry. The course content is in-depth and brings the student to the end project in manageable and achievable steps. I highly recommend this course and would consider taking it again!"

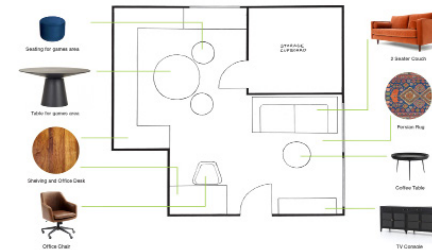
— Heather Autry, Certificate in Interior Design, 2021

### AMY DANIELS


3D perspective drawings and floor plan with soft and hard finishes.



### PROPOSED LAYOUT



### OVERALL LOOK + FEEL



### AMY STORY

Proposed layout and overall look and feel.

### **Do I need any prior experience?**

You do not need any prior experience. You are expected to have basic computer skills and an interest in Interior Design.

### **How many NZQA credits will I gain?**

You will gain 7 level 5 NZQA credits, finishing with a level 5 Certificate in Interior Design (Micro-credential). Yoobee is a Category 1 provider, which means you will be receiving the highest tertiary education available.

### **Who can enrol?**

Anyone can enrol! We would love to have you on board with us. However, you must be at least 16 years of age. For further information & entry requirements, visit [www.yoobee.ac.nz](http://www.yoobee.ac.nz).

### **What platform is the online teaching run on?**

All of our online teaching is run through Microsoft Teams, so you will need access to this (as well as reliable internet).

## **FREQUENTLY ASKED QUESTIONS . . .**

### **What equipment do I need?**

You are required to have a **scale ruler**, a **general paper supply** and range of **pencils and fineliners** for this course.

### **Is there homework?**

There is 10 hours of learning per week. 6 of these are contact learning with your tutor, and you are expected to put in an average of 4 hours of self-directed learning per week.

### **Where can this course take me?**

You will walk away from this course with relevant skills that can be applied to renovations, remodeling, real estate staging, and assisting buyers with decisions about colour and interior decor. There are varying roles in the industry that this course can help you prepare for: Colour Advisor, Showroom Assistant, Home Stager, Interior Stylist, Visual Merchandiser, Interior Design Assistant, Interior Product Sales.

# F A Q ' S