

# AWARD-WINNING SPECIAL BLEND

## Sable™ Seek™ and Seek™ CARIES INDICATORS

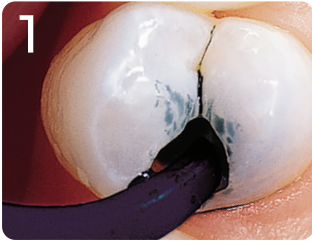
Be certain you've identified all demineralized dentin. With highly visible colors and mess-free syringe delivery, Sable Seek and Seek caries indicators make finding caries a simple process of seek and find.



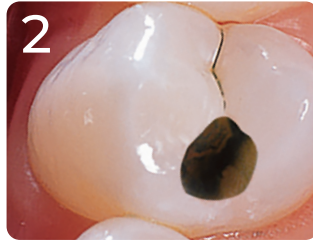
# Sable™ Seek™ and Seek™

## PRECISE INDICATION

- Highly visible, they clearly distinguish demineralized dentin for efficient, confident removal
- Precise, mess-free syringe delivery
- Patient-friendly dyes
- Green Sable Seek caries indicator helps visualization of decay in deep caries cases to help avoid pulp exposures
- Seek caries indicator features a special blend of dyes to identify carious and demineralized dentin



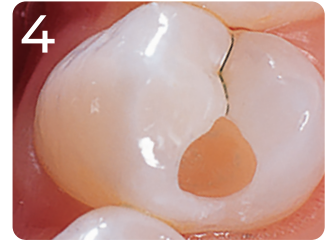
1 Apply Sable Seek indicator with a Black Mini™ Brush tip.



2 Rinse with air/water and suction. Carious dentin is easily identified.



3 Remove green-black color (carious dentin) with slow-speed round bur or excavator. To control overexcavating near the pulp, remove final portion of caries with hand excavator.



4 Reapply. Rinse and verify complete caries removal.



**209 - Seek Syringe Kit**  
4 x 1.2 ml syringes  
20 x Black Mini Brush tips



**210 - Seek Syringe 4pk**  
**1804 - Seek Syringe 20pk**  
1.2 ml syringes



**233 - Sable Seek Syringe Kit**  
4 x 1.2 ml syringes  
20 x Black Mini Brush tips



**234 - Sable Seek Syringe 4pk**  
**1805 - Sable Seek Syringe 20pk**  
1.2 ml syringes

## RECOMMENDED TIP



LOK-TITE™	100pk	500pk
Black Mini Brush	1169	1432



SCAN  
TO VIEW  
PRICING



© 2023 Ultradent Products, Inc. All rights reserved.  
68479AR11 100322

800.552.5512 | ULTRADENT.COM

